

Tau longitudinal polarization in $\bar{B} \rightarrow D\tau\bar{\nu}$ and its role in the search for charged Higgs boson

Minoru TANAKA* and Ryoutaro WATANABE†

*Department of Physics, Graduate School of Science,
Osaka University, Toyonaka, Osaka 560-0043, Japan*

(Dated: July 28, 2010)

Abstract

We study the longitudinal polarization of the tau lepton in $\bar{B} \rightarrow D\tau\bar{\nu}$ decay. After discussing possible sensitivities of τ decay modes to the τ polarization, we examine the effect of charged Higgs boson on the τ polarization in $\bar{B} \rightarrow D\tau\bar{\nu}$. We find a relation between the decay rate and the τ polarization, and clarify the role of the τ polarization measurement in the search for the charged Higgs boson.

PACS numbers: 12.60.Fr, 13.20.-v, 13.20.He, 13.35.Dx

arXiv:1005.4306v3 [hep-ph] 28 Jul 2010

*Electronic address: tanaka@phys.sci.osaka-u.ac.jp

†Electronic address: ryoutaro@het.phys.sci.osaka-u.ac.jp

I. INTRODUCTION

The quarks and leptons in the third generation are important clues to new physics beyond the standard model (SM). Because of their larger masses their couplings to the electroweak symmetry breaking (EWSB) sector are relatively strong, and thus their interactions are potentially sensitive to new physics that modifies the EWSB sector of the SM.

The minimal supersymmetric standard model (MSSM) is well-motivated and attractive among several candidates of such new physics. Its Higgs sector at the tree level corresponds to the two-Higgs-doublet model (2HDM) of type II and contains a pair of charged Higgs bosons H^\pm in the physical spectrum. In the 2HDM of type II, the first Higgs doublet couples to the down-type quarks and the charged leptons, while the second one does to the up-type quarks. Then, the interaction of the charged Higgs boson with fermions contains terms proportional to $m_f \tan \beta$, where m_f denotes a down-type quark mass or a charged lepton one, and $\tan \beta = v_2/v_1$ with $v_{1(2)}$ being the vacuum expectation value of the first (second) Higgs doublet. Consequently, the charged Higgs contributions to the amplitudes of tauonic B decays involve terms proportional to $m_b m_\tau \tan^2 \beta$, and is enhanced if $\tan \beta$ is large. Several theoretical and experimental studies on tauonic B decays have been done motivated by this observation.

The branching fraction of the pure tauonic B decay, $B \rightarrow \tau \bar{\nu}$, is measured as $(1.7 \pm 0.6) \times 10^{-4}$ (BABAR) [1] and $(1.65^{+0.38+0.35}_{-0.37-0.37}) \times 10^{-4}$ (Belle) [2]. Combining them, the Heavy Flavor Averaging Group (HFAG) obtains $(1.67 \pm 0.39) \times 10^{-4}$ (HFAG) [3].

The theoretical estimation of the decay rate of $B \rightarrow \tau \bar{\nu}$ including the charged Higgs effect is straightforward [4], but suffers from significant uncertainties in the ub element of the Cabibbo-Kobayashi-Maskawa (CKM) matrix [5, 6] $|V_{ub}|$ and the B meson decay constant f_B . Taking the ratio of $B \rightarrow \tau \bar{\nu}$ to $B \rightarrow \mu \bar{\nu}$ does not help, since the lepton universality in the pure leptonic B decays is not spoiled by the charged Higgs effect [4]. Using the branching fraction given by the HFAG, $|V_{ub}| = (3.95 \pm 0.35) \times 10^{-3}$ [7] and $f_B = (190 \pm 13) \text{ MeV}$ [8], we obtain the allowed region of 95% C.L. for the charged Higgs parameter as $\tan \beta / m_{H^\pm} < 0.11 \text{ GeV}^{-1}$ and $0.24 \text{ GeV}^{-1} < \tan \beta / m_{H^\pm} < 0.31 \text{ GeV}^{-1}$, where m_{H^\pm} denotes the mass of charged Higgs boson.

Semitaudonic B decays are more complicated than the pure tauonic B decay. However, there are several observables in them besides branching fractions, e.g. decay distributions

and τ polarizations. This is one of the reasons that we study $\bar{B} \rightarrow D\tau\bar{\nu}$ in the present work. Another reason is that it is known to be the most sensitive to the charged Higgs among several semitauonic B decays studied so far [9].

The charged Higgs effects on the branching fraction, the q^2 distribution, and τ polarizations in $\bar{B} \rightarrow D\tau\bar{\nu}$ are investigated theoretically in the literature [9–21]. The present experimental results on the branching fraction of $\bar{B} \rightarrow D\tau\bar{\nu}$ are given by BABAR and Belle collaborations:

$$\frac{\mathcal{B}(\bar{B} \rightarrow D\tau^-\bar{\nu}_\tau)}{\mathcal{B}(\bar{B} \rightarrow D\ell^-\bar{\nu}_\ell)} = 0.416 \pm 0.117 \pm 0.052 \quad \text{BABAR [22]}, \quad (1)$$

and

$$\frac{\mathcal{B}(B^0 \rightarrow D^-\tau^+\nu)}{\mathcal{B}(B^0 \rightarrow D^-\ell^+\nu)} = 0.48^{+0.22+0.06}_{-0.19-0.05} \quad \text{Belle [23]}, \quad (2)$$

$$\mathcal{B}(B^+ \rightarrow \bar{D}^0\tau^+\nu) = (0.77 \pm 0.22 \pm 0.12)\% \quad \text{Belle [24]}. \quad (3)$$

Averaging them, we obtain the branching-fraction ratio R as

$$R \equiv \frac{\mathcal{B}(\bar{B} \rightarrow D\tau^-\bar{\nu}_\tau)}{\mathcal{B}(\bar{B} \rightarrow D\ell^-\bar{\nu}_\ell)} = 0.40 \pm 0.08 \quad (\text{average}), \quad (4)$$

where $\mathcal{B}(B^+ \rightarrow \bar{D}^0\ell^+\nu) = (2.15 \pm 0.22)\%$ is used [23]. A more precise measurement with a few percent error in the branching fraction is expected in a super B factory [25].

The daughter τ 's are identified by successive τ decays in the experiments: $\tau \rightarrow \ell\bar{\nu}\nu$ ($\ell = e, \mu$) is used in Ref. 22 and Ref. 23, while both $\tau \rightarrow \ell\bar{\nu}\nu$ and $\tau \rightarrow \pi\nu$ are used in Ref. 24. The distribution of τ decay products in $\bar{B} \rightarrow D\tau\bar{\nu}$ is also sensitive to the charged Higgs boson [20]. It is illustrated in Ref. 20 that the distribution of the angle between the momenta of the D meson and the pion in $\tau \rightarrow \pi\nu$ in the B rest frame depends on the magnitude and the complex phase of the charged Higgs coupling. It is also expected that the information on τ polarizations, which are affected by the charged Higgs boson [9, 11–13], is encoded in the decay distribution of successive τ decays.

Effects of τ polarization on the τ decay distribution are well-studied for many τ production processes, such as $e^-e^+ \rightarrow \tau^-\tau^+$ [26–30], $Z^0 \rightarrow \tau^-\tau^+$ [31–34], Higgs decays [34, 35], other heavy particle decays [36–38], and the ν_τ -nucleon scattering [39]. It is shown in the literature that we can decode τ polarizations from appropriate τ decay distributions in these processes. We apply a similar method to $\bar{B} \rightarrow D\tau\bar{\nu}$ in the present work.

In this paper, we study the τ longitudinal polarization in $\bar{B} \rightarrow D\tau\bar{\nu}$ and clarify its role in new physics search with the main interest in the charged Higgs boson. It turns out that the τ longitudinal polarization combined with the branching fraction gives us a valuable hint for new physics. In Sec. II, we examine possible sensitivities of $\tau \rightarrow \pi\nu$ and $\tau \rightarrow \ell\bar{\nu}\nu$ to the τ polarization in $\bar{B} \rightarrow D\tau\bar{\nu}$. Then, we summarize the charged Higgs effects on the decay rate and the τ polarization in Sec. III. We show our numerical results including a relation between the decay rate and the τ polarization in Sec. IV. This relation results from a distinctive nature of the charged Higgs interaction. Sec. V is devoted to conclusions.

II. TAU POLARIZATION AND ITS DECAY DISTRIBUTION

In this section, we illustrate how to extract the τ polarization in $\bar{B} \rightarrow D\tau\bar{\nu}$ using successive τ decays and examine possible sensitivities in experiments. It is possible to define two distinct and independent τ polarizations, namely the transverse polarization and the longitudinal one. The transverse polarization is known to be generated by T violating interactions and/or final state interactions [11–13]. Both interactions are small in the SM. While T violating effects induced at one-loop level may be sizable in the MSSM. The longitudinal polarization is supposed to be sensitive to the chiral structure of the relevant interactions. The interaction of the charged Higgs boson, which is our main concern in the present work, has a different chiral structure from that of the W boson. We concentrate on the longitudinal polarization in the following.

The τ longitudinal polarization depends on the frame in which it is defined. We employ the frame in which the spacial components of the momentum transfer $q^\mu = p_B^\mu - p_D^\mu$ vanish, where p_B^μ and p_D^μ are the four-momenta of the parent \bar{B} meson and the daughter D meson respectively. We refer to this frame as the q rest frame. Note that the q rest frame is accessible in the $e^+e^- B$ factories provided that the tag-side B meson is fully reconstructed. Incidentally, the q rest frame corresponds to the center of mass system in $e^-e^+ \rightarrow \tau^-\tau^+$ in the sense that both are the center of mass system of the lepton and anti-lepton pair. In this way, the choice of the q rest frame turns out to be reasonable.

We use a coordinate system in the q rest frame such that the direction of the \bar{B} and D momenta is the z axis, and the τ momentum lies in the x - z plane. Then, we parameterize the τ momentum as $p_\tau^\mu = E_\tau(1, \beta_\tau \sin \theta_\tau, 0, \beta_\tau \cos \theta_\tau)$, where $E_\tau = (q^2 + m_\tau^2)/(2\sqrt{q^2})$, $\beta_\tau =$

$\sqrt{1 - m_\tau^2/E_\tau^2}$. The helicity amplitude of $\bar{B} \rightarrow D\tau\bar{\nu}$ is denoted as $\mathcal{M}^{\lambda_\tau}(q^2, \cos\theta_\tau)$, where $\lambda_\tau = \pm$ designates the τ helicity defined in the q rest frame and the neutrino helicity is assumed to be negative. The explicit form of $\mathcal{M}^{\lambda_\tau}$ is given in the next section. The differential decay rate of $\bar{B} \rightarrow D\tau\bar{\nu}$ for a given τ helicity λ_τ is written as

$$d\Gamma_{\lambda_\tau} = \frac{1}{2m_B} |\mathcal{M}^{\lambda_\tau}(q^2, \cos\theta_\tau)|^2 d\Phi_3, \quad (5)$$

where the three-body phase space $d\Phi_3$ is given by

$$d\Phi_3 = \frac{\sqrt{Q_+Q_-}}{256\pi^3 m_B^2} \left(1 - \frac{m_\tau^2}{q^2}\right) dq^2 d\cos\theta_\tau, \quad (6)$$

and $Q_\pm = (m_B \pm m_D)^2 - q^2$. The τ longitudinal polarization in the q rest frame is defined as

$$P_L(q^2) = \left(\frac{d\Gamma}{dq^2}\right)^{-1} \left(\frac{d\Gamma_+}{dq^2} - \frac{d\Gamma_-}{dq^2}\right), \quad (7)$$

where $d\Gamma/dq^2 = d\Gamma_+/dq^2 + d\Gamma_-/dq^2$, and we integrate over $\cos\theta_\tau$ since it is difficult to determine the direction of the τ momentum at the B factories in contrast to the case of $Z^0 \rightarrow \tau^-\tau^+$ at LEP and SLC. Furthermore, we introduce the average τ polarization,

$$P_L = \frac{1}{\Gamma} \int dq^2 \frac{d\Gamma}{dq^2} P_L(q^2) = \frac{\Gamma_+ - \Gamma_-}{\Gamma}, \quad (8)$$

where $\Gamma = \Gamma_+ + \Gamma_-$ is the decay rate of $\bar{B} \rightarrow D\tau\bar{\nu}$. Though the average polarization holds less information, it is still sensitive to the charged Higgs as we will see below and supposed to be useful for experiments with limited statistics.

Measuring the τ polarization in addition to the decay rate summed over the τ helicity, we can separately extract the decay rates of fixed τ helicity. This gives us a clue to new physics as we will see later.

The τ in $\bar{B} \rightarrow D\tau\bar{\nu}$ is identified by $\tau \rightarrow \pi\nu$ or $\tau \rightarrow \ell\bar{\nu}\nu$ ($\ell = e, \mu$) in the present B factory experiments as mentioned above. Accordingly, we see how these τ decay modes work as τ polarization analyzers. The differential decay rate of the decay chain $\bar{B} \rightarrow D\tau\bar{\nu}$ followed by $\tau \rightarrow \pi\nu$ ($\tau \rightarrow \ell\bar{\nu}\nu$) is written as

$$\frac{d\Gamma_{\pi(\ell)}}{dq^2 d\zeta} = \mathcal{B}_{\pi(\ell)} \frac{d\Gamma}{dq^2} [f(q^2, \zeta) + P_L(q^2) g(q^2, \zeta)] \quad (9)$$

where $\zeta = E_{\pi(\ell)}/E_\tau$ with $E_{\pi(\ell)}$ being the $\pi(\ell)$ energy in the q rest frame and $\mathcal{B}_{\pi(\ell)}$ denotes the branching fraction of $\tau \rightarrow \pi\nu$ ($\tau \rightarrow \ell\bar{\nu}\nu$).

The functions f and g for $\tau \rightarrow \pi\nu$ are well-known and given by

$$f(q^2, \zeta) = 1/\beta_\tau, \quad g(q^2, \zeta) = (2\zeta - 1)/\beta_\tau^2, \quad (10)$$

where we neglect the pion mass for simplicity, and the range of ζ is $(1 - \beta_\tau)/2 \leq \zeta \leq (1 + \beta_\tau)/2$.

As for $\tau \rightarrow \ell\bar{\nu}\nu$, ignoring the ℓ mass, the decay distribution is described by

$$f(q^2, \zeta) = \frac{16}{3} \frac{\zeta^2}{(1 - \beta_\tau^2)^3} [9(1 - \beta_\tau^2) - 4(3 + \beta_\tau^2)\zeta], \quad (11)$$

$$g(q^2, \zeta) = -\frac{16}{3} \frac{\zeta^2}{(1 - \beta_\tau^2)^3} \beta_\tau [3(1 - \beta_\tau^2) - 16\zeta], \quad (12)$$

for $0 \leq \zeta \leq (1 - \beta_\tau)/2$, and

$$f(q^2, \zeta) = \frac{1 + \beta_\tau - 2\zeta}{3\beta_\tau(1 + \beta_\tau)^3} [5(1 + \beta_\tau)^2 + 10(1 + \beta_\tau)\zeta - 16\zeta^2], \quad (13)$$

$$g(q^2, \zeta) = \frac{1 + \beta_\tau - 2\zeta}{3\beta_\tau(1 + \beta_\tau)^3} \frac{1}{\beta_\tau} [(1 + \beta_\tau)^2 + 2(1 + \beta_\tau)\zeta - 8(1 + 3\beta_\tau)\zeta^2], \quad (14)$$

for $(1 - \beta_\tau)/2 \leq \zeta \leq (1 + \beta_\tau)/2$. Eqs. (13) and (14) reduce to the more familiar functions in the collinear limit $\beta_\tau \rightarrow 1$, see e.g. Ref. 34.

We can determine $P_L(q^2)$ by measuring the ζ distribution for fixed q^2 in Eq. (9). The statistical uncertainty of the ideal experiment is given by [32, 33]

$$\delta P_L(q^2) = \frac{1}{\sqrt{N(q^2)S(q^2)}}, \quad (15)$$

where $N(q^2)$ is the number of signal events for fixed q^2 (or in a bin of q^2 , more practically) and

$$S(q^2) = \left[\int d\zeta \frac{g^2(q^2, \zeta)}{f(q^2, \zeta) + P_L(q^2)g(q^2, \zeta)} \right]^{1/2}. \quad (16)$$

For the average polarization P_L in Eq. (8), we obtain

$$\delta P_L = \frac{1}{\sqrt{N}S}, \quad (17)$$

where N is the total number of signal events and the average sensitivity S is given by

$$S = \left[\frac{1}{\Gamma} \int dq^2 \frac{d\Gamma}{dq^2} S^{-2}(q^2) \right]^{-1/2}. \quad (18)$$

Assuming the SM and neglecting the uncertainties in the form factors discussed in Sec. IV, we obtain $S = 0.60$ and 0.23 for $\tau \rightarrow \pi\nu$ and $\tau \rightarrow \ell\bar{\nu}\nu$ respectively. These values vary

less than 20% even in the presence of charged Higgs boson taking the constraint from the branching fraction into account.

The expected uncertainty in P_L is $\delta P_L \sim 0.4$ with $N \sim 100$ for $\tau \rightarrow \ell \bar{\nu} \nu$, which corresponds to the present experimental status [22, 23]. As for $\tau \rightarrow \pi \nu$, $\delta P_L \sim 0.3/\sqrt{\varepsilon_\pi/\varepsilon_\ell}$, is expected in the present experiments, where the branching fractions of $\tau \rightarrow \pi \nu$ and $\tau \rightarrow \ell \bar{\nu} \nu$ are taken into account, and $\varepsilon_{\pi(\ell)}$ represents the efficiency of the $\tau \rightarrow \pi \nu$ ($\tau \rightarrow \ell \bar{\nu} \nu$) mode. At the super B factory with integrated luminosity of 50 ab^{-1} , $N \sim 2000(3000)$ for $\tau \rightarrow \pi \nu$ ($\tau \rightarrow \ell \bar{\nu} \nu$) is obtained based on the Monte Carlo simulation in Ref. 25 and thus $\delta P_L \sim 0.04(0.08)$ is expected¹.

III. HELICITY AMPLITUDES AND DECAY RATES

In the presence of charged Higgs boson, both the W boson and the charged Higgs boson contribute to the helicity amplitude of $\bar{B} \rightarrow D \tau \bar{\nu}$. We describe their contributions in turn.

The W boson exchange amplitude $\mathcal{M}_W^{\lambda_\tau}$ is written as [40, 41]

$$\mathcal{M}_W^{\lambda_\tau}(q^2, \cos \theta_\tau) = \frac{G_F}{\sqrt{2}} V_{cb} \sum_{\lambda_W} \eta_{\lambda_W} H_{\lambda_W} L_{\lambda_W}^{\lambda_\tau}, \quad (19)$$

where V_{cb} is the cb element of the CKM matrix, $\lambda_W = \pm, 0, s$ denotes the virtual W helicity, and the metric factor η_{λ_W} is given by $\eta_{\pm,0} = 1$ and $\eta_s = -1$. The hadronic amplitude H_{λ_W} that represents the process $\bar{B} \rightarrow DW^*$ is defined by

$$H_{\lambda_W}(q^2) = \epsilon_\mu^*(\lambda_W) \langle D(p_D) | \bar{c} \gamma^\mu (1 - \gamma_5) b | \bar{B}(p_B) \rangle, \quad (20)$$

where $\epsilon_\mu(\lambda_W)$ is the polarization vector of the virtual W boson. The leptonic amplitude $L_{\lambda_W}^{\lambda_\tau}$ that represents the process $W^* \rightarrow \tau \bar{\nu}_\tau$ is defined by

$$L_{\lambda_W}^{\lambda_\tau}(q^2, \cos \theta_\tau) = \epsilon_\mu(\lambda_W) \langle \tau(p_\tau, \lambda_\tau) \bar{\nu}_\tau(p_\nu) | \bar{\tau} \gamma^\mu (1 - \gamma_5) \nu_\tau | 0 \rangle. \quad (21)$$

Here, we introduce the hadronic form factors $h_\pm(w)$ [42],

$$\langle D(v') | \bar{c} \gamma^\mu b | \bar{B}(v) \rangle = \sqrt{m_B m_D} [h_+(w)(v + v')^\mu + h_-(w)(v - v')^\mu], \quad (22)$$

¹ We assume that efficiencies of $\tau \rightarrow \pi \nu$ and $\tau \rightarrow \rho \nu$ are the same.

where $v^\mu = p_B^\mu/m_B$, $v'^\mu = p_D^\mu/m_B$ and $w = v \cdot v'$. The hadronic amplitudes are written in terms of these form factors:

$$H_\pm(q^2) = 0, \quad (23)$$

$$H_0(q^2) = \sqrt{m_B m_D} \frac{1+r}{\sqrt{1-2rw+r^2}} \sqrt{w^2-1} V_1(w), \quad (24)$$

$$H_s(q^2) = \sqrt{m_B m_D} \frac{1-r}{\sqrt{1-2rw+r^2}} (w+1) S_1(w), \quad (25)$$

where $r = m_D/m_B$, and

$$V_1(w) = h_+(w) - \frac{1-r}{1+r} h_-(w), \quad (26)$$

$$S_1(w) = h_+(w) - \frac{1+r}{1-r} \frac{w-1}{w+1} h_-(w). \quad (27)$$

In the heavy quark limit (HQL), $h_+(w)$ reduces to the universal form factor known as the Isgur-Wise function $\xi(w)$ with the normalization $\xi(1) = 1$, and $h_-(w)$ vanishes [43]. $V_1(w)$ and $S_1(w)$ also reduce to the Isgur-Wise function in the HQL.

The required leptonic amplitudes are explicitly given as

$$L_0^-(q^2, \cos \theta_\tau) = -2\sqrt{q^2} \sqrt{1-m_\tau^2/q^2} \sin \theta_\tau, \quad (28)$$

$$L_0^+(q^2, \cos \theta_\tau) = 2m_\tau \sqrt{1-m_\tau^2/q^2} \cos \theta_\tau, \quad (29)$$

$$L_s^-(q^2, \cos \theta_\tau) = 0, \quad (30)$$

$$L_s^+(q^2, \cos \theta_\tau) = -2m_\tau \sqrt{1-m_\tau^2/q^2}. \quad (31)$$

Note that the leptonic amplitudes other than L_0^- disappear for massless leptons, and thus the form factor that appears in $\bar{B} \rightarrow D \ell \bar{\nu}$ ($\ell = e, \mu$) is only V_1 .

The helicity amplitude of the charged Higgs exchange is written as [9]

$$\mathcal{M}_H^{\lambda_\tau}(q^2, \cos \theta_\tau) = \frac{G_F}{\sqrt{2}} V_{cb} \frac{m_b m_\tau}{m_{H^\pm}^2} t_\beta^2 H_R L^{\lambda_\tau}, \quad (32)$$

where the hadronic amplitude H_R is defined as

$$H_R(q^2) = \langle D(p_D) | \bar{c}(1+\gamma_5)b | \bar{B}(p_B) \rangle, \quad (33)$$

and the leptonic amplitude is

$$L^{\lambda_\tau}(q^2, \cos \theta_\tau) = \langle \tau(p_\tau, \lambda_\tau) \bar{\nu}_\tau(p_\nu) | \bar{\tau}(1-\gamma_5)\nu_\tau | 0 \rangle. \quad (34)$$

The model-dependent coupling factor t_β is given as $t_\beta^2 = \tan^2 \beta$ in the 2HDM of type II, while

$$t_\beta^2 = \frac{\tan^2 \beta}{(1 + \varepsilon_0 \tan \beta)(1 + \varepsilon_\tau \tan \beta)} \quad (35)$$

in the MSSM, where ε_0 and ε_τ represent radiative corrections [17, 44]. Using the equations of motion, we relate the hadronic and the leptonic amplitudes of the charged Higgs exchange to those of the W exchange with $\lambda_W = s$ as

$$m_b H_R = \frac{\sqrt{q^2}}{1 - r_m} H_s, \quad m_\tau L^{\lambda_\tau} = \sqrt{q^2} L_s^{\lambda_\tau}, \quad (36)$$

where $r_m = m_c/m_b$. Note that the charged Higgs contributes only to the amplitude of $\lambda_\tau = +$ and changes the τ longitudinal polarization as well as the branching fraction.

Substituting the total helicity amplitude $\mathcal{M}^{\lambda_\tau} = \mathcal{M}_W^{\lambda_\tau} + \mathcal{M}_H^{\lambda_\tau}$ into Eq. (5) and integrating over $\cos \theta_\tau$, we obtain

$$\frac{d\Gamma_{\lambda_\tau}}{dq^2} = \frac{G_F^2 |V_{cb}|^2}{128\pi^3 m_B^3} \sqrt{Q_+ Q_-} \left(1 - \frac{m_\tau^2}{q^2}\right)^2 F_{\lambda_\tau}(q^2), \quad (37)$$

where

$$F_-(q^2) = \frac{2}{3} q^2 |H_0(q^2)|^2, \quad (38)$$

$$F_+(q^2) = m_\tau^2 \left[\frac{1}{3} |H_0(q^2)|^2 + \left| 1 - \frac{t_\beta^2}{m_H^2} \frac{q^2}{1 - z} \right|^2 |H_s(q^2)|^2 \right]. \quad (39)$$

We clearly see the negative interference between the charged Higgs contribution and the standard W boson one as far as t_β^2 is positive. Once the form factors V_1 and S_1 are given, we can evaluate the decay rate Γ_{λ_τ} by integrating Eq. (37) over q^2 .

As noted above, the charged Higgs boson contributes to the rate of $\lambda_\tau = +$, not to $\lambda_\tau = -$. We can test this peculiar feature of the charged Higgs boson by measuring both the spin-summed decay rate and the τ longitudinal polarization.

IV. NUMERICAL RESULTS

A. Form factors

We employ the following ansatz for $V_1(w)$ [45],

$$V_1(w) = V_1(1) [1 - 8\rho_1^2 z + (51.\rho_1^2 - 10.)z^2 - (252.\rho_1^2 - 84.)z^3], \quad (40)$$

where $z = (\sqrt{w+1} - \sqrt{2})/(\sqrt{w+1} + \sqrt{2})$. Since $V_1(w)$ governs $\bar{B} \rightarrow D\ell\bar{\nu}$ as we mentioned above, the slope parameter ρ_1^2 is determined by the experimental data of the q^2 distribution in $\bar{B} \rightarrow D\ell\bar{\nu}$. The recent analysis by the HFAG gives $\rho_1^2 = 1.18 \pm 0.04 \pm 0.04$ [3]. To be conservative about the uncertainties in the form factors, we combine the above errors linearly in our numerical work.

We parameterize $S_1(w)$ as

$$S_1(w) = [1 + \Delta(w)] V_1(w), \quad (41)$$

where $\Delta(w)$ denotes the QCD and $1/m_Q$ corrections. We estimate the next leading order QCD correction following Ref. 46. In the numerical calculation of the QCD correction, we use $m_b = 4.91 \text{ GeV}$ and $m_c = 1.77 \text{ GeV}$ as the pole masses of the bottom and charm quarks respectively [47], and $\alpha_s(m_Z) = 0.118$ for the running strong coupling [7]. As for the $1/m_Q$ corrections, we take them from Ref. 45 and use $\bar{\Lambda} = 0.48 \text{ GeV}$ for the mass difference between a heavy meson and its constituent heavy quark.

Since the $\overline{\text{MS}}$ scheme is employed in the calculation of the QCD corrections, we should use the same scheme for the quark masses in Eq. (36). Thus, using the $\overline{\text{MS}}$ masses $\bar{m}_{b,c}(\mu)$, $r_m = \bar{m}_c(\mu)/\bar{m}_b(\mu)$. Note that r_m is independent of the renormalization scale μ as it should be. We use $r_m = 0.21$ in the following numerical calculations [47].

The analytic formula of $\Delta(w)$ is rather cumbersome and a detailed discussion on it is beyond the scope of this work. We only present an approximate expression

$$\Delta(w) = -0.019 + 0.041(w-1) - 0.015(w-1)^2, \quad (42)$$

which is as good as 3% in the physical range of w . In the following numerical results, we assume $\pm 100\%$ error in the estimation of $\Delta(w)$, that is, we replace $\Delta(w)$ by $a\Delta(w)$ and vary the uncertainty factor a from 0 to 2.

B. Decay rate

Although the effect of charged Higgs on the decay rate is well studied in the literature, we present our numerical result to summarize the present status. It is convenient to introduce a normalized decay rate for each value of λ_τ ,

$$R_{\lambda_\tau} = \frac{\Gamma_{\lambda_\tau}}{\Gamma_\ell}, \quad (43)$$

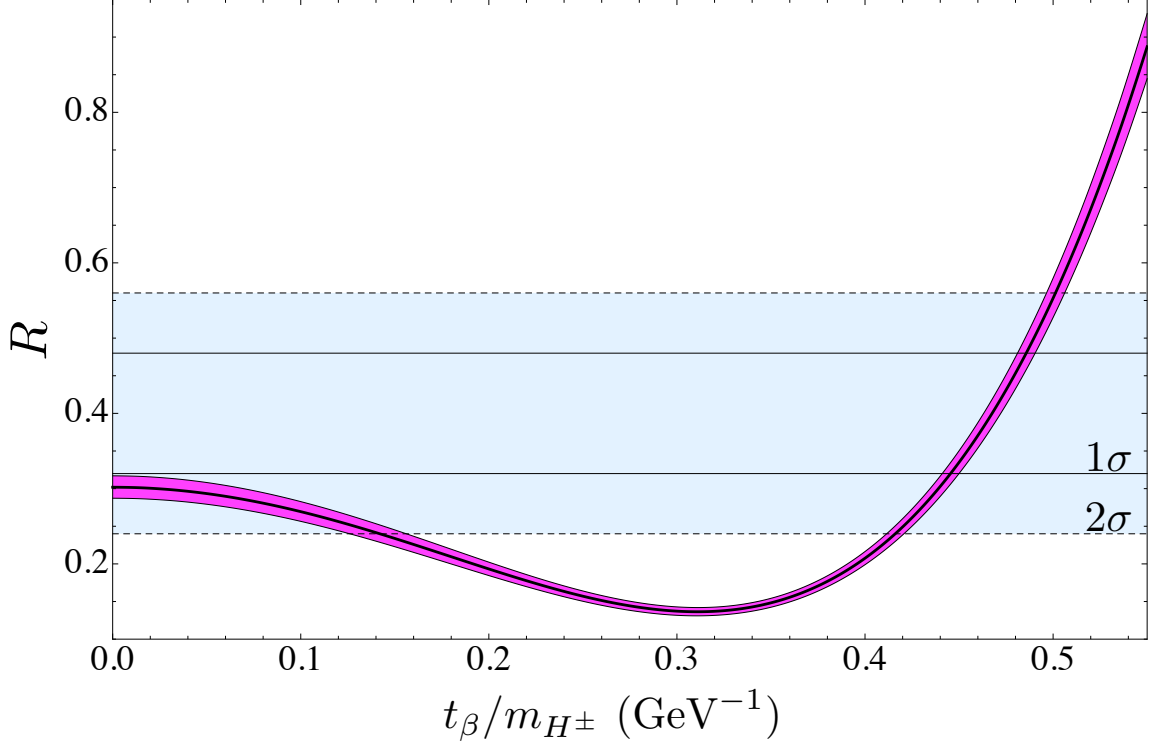


FIG. 1: The branching-fraction ratio $R = \mathcal{B}(\bar{B} \rightarrow D\tau^-\bar{\nu}_\tau)/\mathcal{B}(\bar{B} \rightarrow D\ell^-\bar{\nu}_\ell)$ as a function of t_β/m_{H^\pm} . The dark shaded (magenta) band represents the theoretical prediction including the uncertainties due to ρ_1^2 and a . The light shaded (light blue) horizontal regions show the present experimental bounds at 1σ and 2σ .

where $\Gamma_\ell = \Gamma_-|_{m_\tau=0}$ is the decay rate of $\bar{B} \rightarrow D\ell\bar{\nu}$. We expect that several uncertainties (both theoretical and experimental) tend to cancel by taking the ratio of the decay rates. In particular, the uncertainty in $|V_{cb}|V_1(1)$ disappears in the theoretical calculation. The branching-fraction ratio defined in Eq. (4) is given by $R = R_+ + R_-$.

In Fig. 1, we show the branching-fraction ratio R as a function of t_β/m_{H^\pm} , the control parameter of the charged Higgs effect. Hereafter, we take t_β to be real and positive. The dark shaded (magenta) band represents the theoretical prediction with the uncertainties in ρ_1^2 and a . The present experimental bounds corresponding to Eq. (4) are also shown in the figure by the light shaded (light blue) horizontal regions. A few comments are in order:

1. The SM prediction is $R|_{\text{SM}} = 0.302 \pm 0.015$, which does not contradict with those in the literature [18, 20].
2. The present experimental result is consistent with the SM, but it seems slightly larger

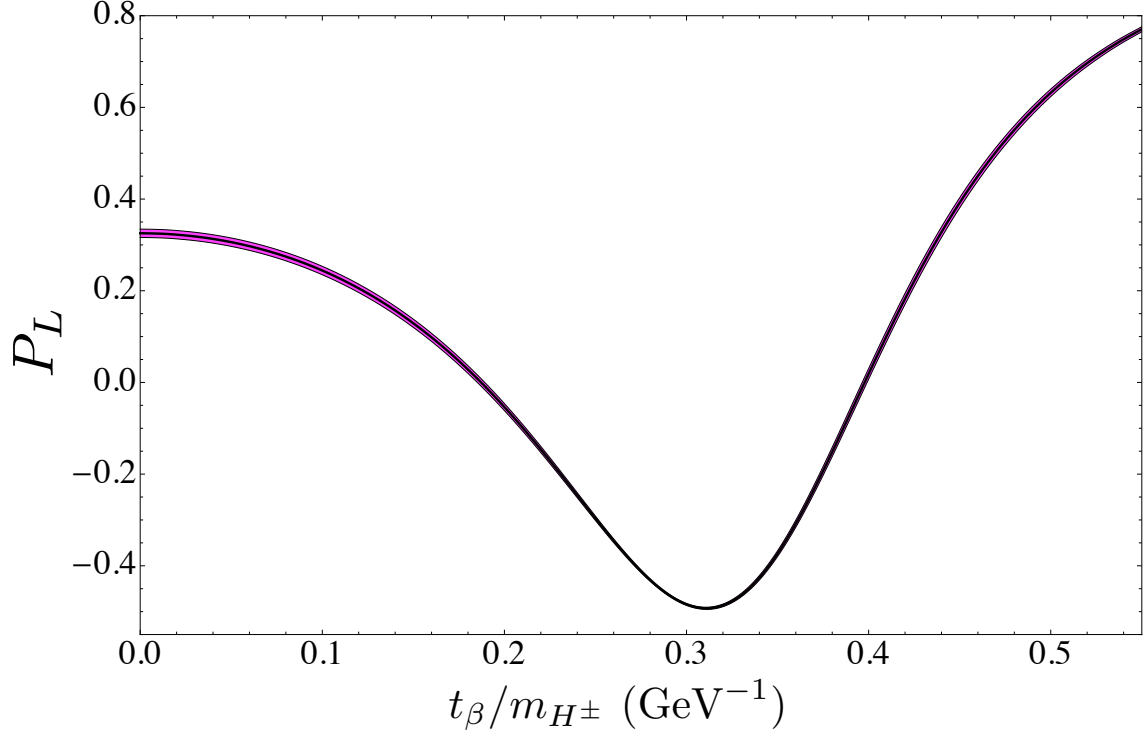


FIG. 2: The τ longitudinal polarization P_L as a function of t_β/m_{H^\pm} . The narrow shaded (magenta) band represents the theoretical prediction with the uncertainties due to ρ_1^2 and a .

than the SM prediction.

3. The allowed regions of t_β/m_{H^\pm} are given as $t_\beta/m_{H^\pm} < 0.14 \text{ GeV}^{-1}$ and $0.42 \text{ GeV}^{-1} < t_\beta/m_{H^\pm} < 0.50 \text{ GeV}^{-1}$. The latter region, in which the charged Higgs contribution dominates over the W boson contribution, is practically excluded if combined with $B^- \rightarrow \tau \bar{\nu}$.

C. Polarization

In Fig. 2, the τ longitudinal polarization in the q rest frame is presented as a function of t_β/m_{H^\pm} . The width of the band shows the uncertainty in the theoretical calculation corresponding to ρ_1^2 and a . The SM prediction turns out to be $P_L = 0.325 \pm 0.009$. The theoretical uncertainty is remarkably small and dominated by the a factor. The expected statistical uncertainty in the super B factory is $\delta P_L \sim 0.04$ and larger than the uncertainty in the SM prediction.

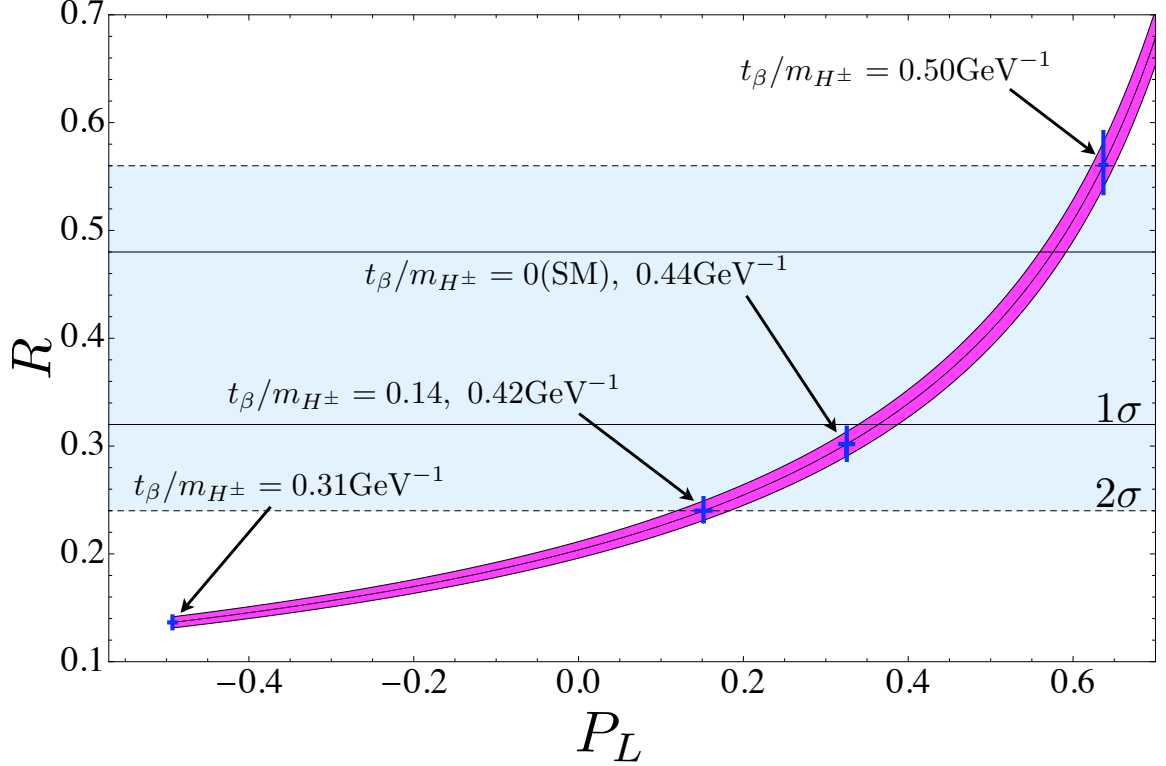


FIG. 3: The relation between the branching-fraction ratio R and the τ longitudinal polarization P_L . The dark shaded (magenta) band represents the relation in Eq. (44) with the error. The present experimental bounds on R at 1σ and 2σ are also shown by the light shaded (light blue) horizontal regions. The (blue) crosses indicate the theoretical predictions on R and P_L for several values of t_β/m_{H^\pm} including the SM.

D. Relation between R and P_L

The decay rate and the τ longitudinal polarization are independent observables in general. However, as mentioned in the last paragraph of Sec. III, they are related in the case of the charged Higgs because of the specific chiral structure of its interaction. It is straightforward to find

$$R(1 - P_L) = 2R_- = 0.204 \pm 0.008, \quad (44)$$

where R_- is determined only by the standard W boson contribution as seen in Eq. (38). We present this relation in Fig. 3 as the dark shaded (magenta) band with the error. The light shaded (light blue) horizontal regions show the present experimental bounds on R at 1σ and 2σ . The present experimental result on R implies $0.15 < P_L < 0.64$. The theoretical

predictions on R and P_L for several values of t_β/m_{H^\pm} including the SM ($t_\beta/m_{H^\pm} = 0$) are also indicated by the (blue) crosses. The leftmost cross is the turning point regarding the curve as a trajectory parameterized by t_β/m_{H^\pm} . Incidentally, the two-fold ambiguity in t_β/m_{H^\pm} apparently remains. But, it can be solved combining with $B \rightarrow \tau \bar{\nu}$.

Eq. (44) provides a crucial test for the charged Higgs ansatz. If a set of R and P_L is found out of the dark shaded (magenta) band in Fig. 3, it immediately signifies the existence of new physics *other than* the charged Higgs. On the other hand, if one finds it within the band, but away from the SM prediction, it means that the new physics contributes to Γ_+ and not to Γ_- , and strongly suggests the charged Higgs.

V. CONCLUSIONS

We have studied the τ longitudinal polarization in the q rest frame in $\bar{B} \rightarrow D\tau\bar{\nu}$. The τ polarization is measured through the distribution of subsequent τ decays. The expected statistical uncertainty at the super B factory is $\delta P_L \sim 0.04(0.08)$ for $\tau \rightarrow \pi\nu$ ($\tau \rightarrow \ell\bar{\nu}\nu$).

Then, we have examined the effects of the charged Higgs boson to the decay rate and the τ polarization in $\bar{B} \rightarrow D\tau\bar{\nu}$. It turns out that the allowed ranges of the charged Higgs parameter for the present value of the branching fraction are $t_\beta/m_{H^\pm} < 0.14 \text{ GeV}^{-1}$ and $0.42 \text{ GeV}^{-1} < t_\beta/m_{H^\pm} < 0.50 \text{ GeV}^{-1}$, and the uncertainty in the theoretical calculation of the τ polarizations is notably small.

Furthermore, we have found that the τ longitudinal polarization P_L is uniquely related to the branching-fraction ratio R in the presence of the charged Higgs effects. This relation reflects the specific feature of the charged Higgs interaction. The present experimental result $R = 0.40 \pm 0.08$ implies $0.15 < P_L < 0.64$. If a deviation from the SM is found in R , the τ longitudinal polarization will provide us an important information on the new physics.

Acknowledgments

The work of MT is supported in part by the Grant-in-Aid for Science Research, Ministry of Education, Culture, Sports, Science and Technology, Japan, No. 20244037.

- [1] B. Aubert *et al.* (BABAR Collaboration), Phys. Rev. D **81**, 051101(R) (2010). arXiv:0809.4027 [hep-ex].
- [2] I. Adachi *et al.* (Belle Collaboration), arXiv:0809.3834 [hep-ex].
- [3] The Heavy Flavor Averaging Group, <http://www.slac.stanford.edu/xorg/hfag/>, March 2010.
- [4] W. S. Hou, Phys. Rev. D **48**, 2342 (1993).
- [5] N. Cabibbo, Phys. Rev. Lett. **10**, 531 (1963).
- [6] M. Kobayashi and T. Maskawa, Prog. Theor. Phys. **49**, 652 (1973).
- [7] C. Amsler *et al.* (Particle Data Group), Phys. Lett. B **667**, 1 (2008). See also <http://pdg.lbl.gov/>.
- [8] E. Gámiz *et al.* (HPQCD Collaboration), Phys. Rev. D **81**, 051101(R) (2010). arXiv:0809.4027 [hep-ex].
- [9] M. Tanaka, Z. Phys. C **47**, 321 (1995). hep-ph/9411405.
- [10] B. Grzadkowski and W. S. Hou, Phys. Lett. B **283**, 427 (1992).
- [11] R. Garisto, Phys. Rev. D **51**, 1107 (1995). hep-ph/9403389.
- [12] Y.S. Tsai, Nucl. Phys. Proc. Suppl. **55C**, 293 (1997). hep-ph/9612281.
- [13] G.-H. Wu, K. Kiers and J. N. Ng, Phys. Rev. D **56**, 5413 (1997). hep-ph/9705293.
- [14] K. Kiers and A. Soni, Phys. Rev. D **56**, 5786 (1997). hep-ph/9706337.
- [15] T. Miura and M. Tanaka, hep-ph/0109244.
- [16] T. Miki, T. Miura and M. Tanaka, hep-ph/0210051.
- [17] H. Itoh, S. Komine and Y. Okada, Prog. Theor. Phys. **114**, 179, 2005. hep-ph/0409228.
- [18] C.-H. Chen and C.-Q. Geng, JHEP 0610, **053**, 2006. hep-ph/0608166.
- [19] J. F. Kamenik and F. Mescia, Phys. Rev. D **78**, 014003 (2008). arXiv:0802.3790 [hep-ph].
- [20] U. Nierste, S. Trine and S. Westhoff, Phys. Rev. D **78**, 015006 (2008). arXiv:0801.4938 [hep-ph].

- [21] S. Trine, Talk given at 34th International Conference on High Energy Physics (ICHEP 2008), Philadelphia, Pennsylvania, 30 Jul - 5 Aug 2008. arXiv:0810.3633 [hep-ph].
- [22] B. Aubert *et al.* (BABAR Collaboration), Phys. Rev. D **79**, 092002 (2009). arXiv:0902.2660 [hep-ex].
- [23] I. Adachi *et al.* (Belle Collaboration), arXiv:0910.4301 [hep-ex].
- [24] M. Rozanska (Belle Collaboration), talk given at “Rencontres de Moriond: EW Interactions and Unified Theories”, La Thuile, Aosta valley, Italy, 2010. See also <http://belle.kek.jp/results/summer09/>.
- [25] T. Aushev *et al.*, arXiv:1002.5012 [hep-ex]
- [26] Y.S. Tsai, Phys. Rev. D **4**, 2821, 1971.
- [27] S. Kawasaki, T. Shirafulji, and S.Y. Tsai, Prog. Theor. Phys. **49**, 1656, 1973.
- [28] T. Hagiwara, S.Y. Pi, and A.I. Sanda, Ann. Phys. **106**, 134, 1977.
- [29] S.Y. Pi and A.I. Sanda, Ann. Phys. **106**, 171, 1977.
- [30] H. Kühn and F. Wagner, Nucl. Phys. B **236**, 16, 1984.
- [31] K. Hagiwara, A.D. Martin, D. Zeppenfeld, Phys. Lett. B **235**, 198, 1990.
- [32] A. Rougé, in the proceedings of *the Workshop on Tau Lepton Physics*, Orsay (1990), eds. M. Davier and B. Jean-Marie (Editions Frontières, 1991) p. 213. FPRINT-91-06, 1991.
- [33] M. Davier, L. Duflot, F. Le Diberder, and A. Rouge, Phys. Lett. B **306**, 411, 1993.
- [34] B.K. Bullock, K. Hagiwara, and A.D. Martin, Nucl. Phys. B **395**, 499, 1993.
- [35] D.P. Roy, Phys. Lett. B **277**, 183, 1992.
- [36] J.D. Anderson, M.H. Austern, and R.N. Cahn, Phys. Rev. D **46**, 290, 1992.
- [37] M.M. Nojiri, Phys. Rev. D **51**, 6281, 1995. hep-ph/9412374.
- [38] S.Y. Choi, K. Hagiwara, Y.G. Kim, K. Mawatari, and P.M. Zerwas, Phys. Lett. B **648**, 207, 2007. hep-ph/0612237.
- [39] K. Hagiwara, K. Mawatari, and H. Yokoya, Nucl. Phys. B **668**, 364, 2003, Erratum *ibid.* B **701**, 405, 2004. hep-ph/0305324.
- [40] K. Hagiwara, A.D. Martin, and M.F. Wade, Nucl. Phys. B **327**, 569 (1989).
- [41] K. Hagiwara, A.D. Martin, and M.F. Wade, Z. Phys. C **46**, 299 (1990).
- [42] M. Neubert, Phys. Lett. B **264**, 455 (1991).
- [43] N. Isgur and M.B. Wise, Phys. Lett. B **232**, 113 (1989); Phys. Lett. B **237**, 527 (1990).
- [44] A. J. Buras *et al.*, Nucl. Phys. B **659**, 3 (2003). hep-ph/0210145.

- [45] I. Caprini, L. Lellouch, and M. Neubert, Nucl. Phys. **B530**, 153 (1998). hep-ph/9712417.
- [46] M. Neubert, Phys. Rep. **245**, 259 (1994). hep-ph/9306320.
- [47] Z.Z. Xing, H. Zhang and S. Zhou, Phys. Rev. D **77**, 113016, 2008. arXiv:0712.1419 [hep-ph].