

Cold matter trapping via rotating optical helical potential.

A.Yu.Okulov*

Russian Academy of Sciences, 119991, Moscow, Russia

(Dated: May 31, 2010)

We consider a cold bosonic ensemble trapped by a helical interference pattern in the optical *loop* scheme. Two counter propagating Laguerre-Gaussian laser beams (LG) with a slightly detuned frequencies produce rotating helical potential provided their orbital angular momenta $\pm\hbar\ell$ are counter directed. The small frequency difference $\delta\omega$ required for helix rotation might be induced by rotational Doppler effect. The superfluid hydrodynamics is analysed for the large number of atoms trapped by a slowly rotating helical optical potential in Thomas-Fermi approximation. For the highly elongated trap the Gross-Pitaevskii equation is solved in slowly varying envelope approximation. The speed of axial translation and angular momentum of interacting atomic cloud are evaluated.

PACS numbers: 37.10.Gh 42.50.Tx 67.85.Hj 42.65.Hw

I. INTRODUCTION

The hydrodynamics of the sufficiently cold ($T \sim 10^{-6}K$) bosonic ensemble trapped by optical potential $V(\vec{r}, t)$ [1, 2, 4] follows to Gross-Pitaevskii equation (GPE) [5]:

$$i\hbar \frac{\partial \Psi}{\partial t} = -\frac{\hbar^2}{2m} \Delta \Psi + V(\vec{r}, t) \Psi + \frac{4\pi\hbar^2 a_s}{m} |\Psi|^2 \Psi, \quad (1)$$

where m is the mass of atom. The interaction of atoms leads to the remarkable many-body effects governed by the sign and magnitude of the scattering length: the negative a_s reduces the energy of ensemble hence causes the mutual attraction of atoms. This results in formation of bright solitons in **1D** and collapse in higher dimensions. On the contrary at positive a_s atoms repel each other and dark solitons or vortices are formed. In the presence of periodic potential gratings [6]:

$$V(\vec{r}, t) \sim I(z, r, t) \sim \exp[-r^2] \cos[\delta\omega t - (k_f + k_b)z], \quad (2)$$

where r is a distance from propagation axis z , $\delta\omega = c \cdot (k_f - k_b) = \omega_f - \omega_b$ is a frequency difference of the counter-propagating z -paraxial laser beams with the opposite wave vectors $|\vec{k}_{(f,b)}| \approx k_{(f,b)}$, the many-body non-linearity is the cause of nonlinear tunneling, self-trapping and other quantum interference phenomena [7]. For accelerated **1D** optical gratings when $\delta\omega = \dot{\delta\omega} \cdot t$, i.e. in the non inertial reference frames [6] the interacting bosons demonstrate Bloch oscillations and Landau-Zener tunneling.

The goal of present work is to study bosonic ensemble in rotating reference frame by virtue of rotating optical *dipole* trap, where rotation is induced by frequency detuning $\delta\omega$. The proposed trap configuration is composed of the two counter propagating optical vortices, the shape

of the interference pattern being defined by mutual orientation of their orbital angular momenta. The $\lambda/2$ spaced toroidal traps formed by isolated counter propagating LG beams had been already demonstrated for the single atom trapping and detection [8] along with the persistent condensate flows in toroidal beam waist of LG beam [9]. As is shown in Sec.II following to [3] the phase-conjugation of the backward reflected LG beam transforms the **1D** sinusoidal intensity grating into the truly **3D** helicoidal (fig. 1) intensity pattern $I(z, r, \theta, t)$ [10] in cylindrical coordinates z, r, θ, t collocated with a propagation axis z :

$$I(z, r, \theta, t) \cong r^2 \exp[-r^2] \cos[\delta\omega t - (k_f + k_b)z + 2\theta]. \quad (3)$$

In order to achieve this field configuration (Sec.III) the orbital angular momenta (OAM) of the interfering LG beams must be counter directed [11–13]. Noteworthy the counter propagating Bessel beam vortices are also capable to confine an atomic ensemble into the helical and toroidal waveguides [14] with a properly oriented angular momenta.

The rotation of helical potential is equivalent to the rotation of the reference frame. We use dipole force [4] rather than Zeeman sublevels which are essential for previously realized the optical interferometric configurations developed for polarization gradient cooling [15], where laser beams with counter directed *spin* angular momenta (circular polarizations) produce static potential gratings and this is used for deceleration of the atomic beam.

In the sec.III we analyze the light orbital angular momentum in the purely *linear* optical setup (fig. 2) [13] for producing the phase conjugation of LG beams and helical interference patterns (3) therein without conventional nonlinear optical phase conjugators [12]. The frequency splitting of the order of $\delta\nu \cong 10^{-1-2}Hz$ of the counter propagating LG may occur due to rotational Doppler effect [16] which is the cause of the slow rotation of the helical interference pattern around LG propagation axis [3].

In the sec.IV we study the question of whether the cold atomic ensemble will remain in the irrotational state or suddenly switched helical optical potential will impose

*Electronic address: alexey.okulov@gmail.com;
URL: <http://okulov-official.narod.ru>

to the atomic cloud a rotation of any form. Two possible regimes of the condensate trapping are considered when the kinetic energy of atomic ensemble is expected to be small compared to the interaction and trapping energies. One solution is obtained as a balance of the red-detuned optical potential attraction and self-defocusing due to positive a_s has atomic density ρ_{helix} perfectly collocated with rotating optical helix $I(z, r, \theta, t)$. In this case the rotating potential imposes rotation to superfluid. The other TFA solution has nonrotating density ρ_{funnel} "funnel" profile.

The sec.V presents the analytical solution of GPE for nonzero kinetic energy, provided that optical trapping energy and interaction energies cancel each other. In sec.VI the linear momentum $\langle P_z \rangle$ and angular momentum $\langle L_z \rangle$ of the helical ensemble are calculated. The Landau criterion $|\vec{V}| > \epsilon(\vec{p})/|\vec{p}|$ for the appearance of elementary excitations and superfluidity breakup [18] is discussed for helical geometry (fig. 1).

This analysis is complementary to already performed experiments on condensate dragging in a fast rotation of pancake (2D) traps [1] or accelerating 1D traps [6].

It is already known that rotating triangular and square optical lattices are capable to pin the vortices of cold boson at the antinodes (under *blue* detuning) of the optical interference pattern, but the perfect collocation was not observed [19].

In the absence of rotation a deep optical lattice maintains the long range order of condensate, but when potential is ramped out the vortex-antivortex pairs emerge in accordance with the Berezinskii-Kosterlitz-Thouless scenario [2]. Strictly speaking the optical lattices also contain singularities placed at the nodes of interference pattern [20]. Thus in a certain situation the optical torque may turn atoms in rotation around zeros of optical field: this process is expected to produce stable vortex-antivortex atomic lattices. The other relevant mechanism is the static *hexagonal* lattice formation by interference of the three-way segmented nonrotating condensate [21].

II. HELICAL INTERFERENCE PATTERN

It is well known that interference of a two counter propagating optical waves with a slightly different frequencies ω_f, ω_b produces a running sinusoidal intensity grating [7, 26]. For the equal wave amplitudes $|\mathbf{E}_f|, |\mathbf{E}_b|$ and the phase difference ϕ the distribution of the light intensity $I(z, r, \theta, t)$ have the following form:

$$I(z, r, \theta, t) = 2|\mathbf{E}_{(f,b)}|^2 [1 + \cos[\delta\omega t - (k_f + k_b)z + \phi]], \quad (4)$$

where a self-similar variable $\chi = (\omega_f - \omega_b)t - (k_f + k_b)z + \phi$ is responsible for the translation of the interference pattern along z axis with the *group* velocity $V_z = (\omega_f - \omega_b)/(k_f + k_b)$. Taking into account the transversal (in the plane (r, θ)) confinement of the light amplitudes $\mathbf{E}_f, \mathbf{E}_b$ typical e.g. for a zeroth-order Gaussian beams, we see that the *roll* interference pattern (4) transforms into the

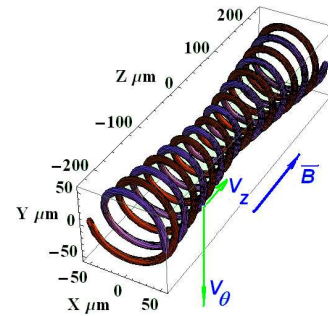


FIG. 1: The isosurface of the optical intensity I_{tw} and the Thomas-Fermi density ρ_{tw} of the cold atomic cloud in a helical optical dipole trap (8,19) (the scales are in μm , but longitudinal modulation of $\lambda/2$ is enlarged). The spatial modulation is induced by the interference of counter-propagating LG waves with the opposite angular momenta. The pattern rotates with angular frequency $\delta\omega$ as a "solid-body". Magnetic field \vec{B} adjusts the scattering length a_s to balance the attractive optical potential by many body defocusing.

sequence of equidistantly spaced rotationally invariant (in θ) *ellipsoids* picked up by propagation axis z [3]:

$$I(z, r, \theta, t) = 2|\mathbf{E}_{(f,b)}|^2 [1 + \cos[\delta\omega t - (k_f + k_b)z]] \exp \left[-\frac{2r^2}{D_0^2(1 + z^2/(k_{(f,b)}^2 D_0^4))} \right], \quad (5)$$

where D_0 - is a beam waist diameter, provided that a visibility of pattern is good enough $|\mathbf{E}_{(f)}| \cong |\mathbf{E}_{(b)}|$ [24]. For the higher-order propagation modes say Laguerre-Gaussian beams (LG) with azimuthal quantum number ℓ and angular momentum $\ell\hbar$ per photon [25]:

$$\mathbf{E}_{(f,b)}(z, r, \theta, t) \sim \frac{\mathbf{E}_{(f,b)} \exp [i(-\omega_{(f,b)}t \pm k_{(f,b)}z) \pm i\ell\theta]}{(1 + iz/(k_{(f,b)}D_0^2))^2} (r/D_0)^{|\ell|} \exp \left[-\frac{r^2}{D_0^2(1 + iz/(k_{(f,b)}D_0^2))} \right], \quad (6)$$

the interference pattern is different for LG reflected from conventional mirror and phase conjugating mirror. Backward reflection from conventional spherical mirror changes the topological charge of the LG [3], exactly in the same way as circular polarization of light changes from left to right and vice-versa in reflection [26]. In addition the intensity $I_{tor}(z, r, \theta, t)$ vanishes on the beam axis thus an interference pattern transforms into the sequence of the equidistant rotationally invariant *toroids* separated by $\lambda/2$ interval:

$$I_{tor}(z, r, \theta, t) = A_n \cdot [1 + \cos[\delta\omega \cdot t - (k_f + k_b)z]] \times (r/D_0)^{2|\ell|} \exp \left[-\frac{2r^2}{D_0^2(1 + z^2/(k_{(f,b)}^2 D_0^4))} \right].$$

$$A_n = \epsilon_0 c \frac{2|\mathbf{E}_{(f,b)}|^2 2^{(|\ell|+1)}}{\pi \ell! D_0^2} \quad (7)$$

The reflection from phase-conjugating mirror (PCM) does not change the topological charge of LG and expression for the interference pattern is different [3, 12]:

$$I_{tw}(z, r, \theta, t) = A_n \cdot [1 + \cos[\delta\omega \cdot t - (k_f + k_b)z + 2\ell\theta]] \times (r/D_0)^{2|\ell|} \exp\left[-\frac{2r^2}{D_0^2(1 + z^2/(k_{(f,b)}^2 D_0^4))}\right]. \quad (8)$$

The intensity also vanishes at LG axis z as $r^{2|\ell|}$, while a self-similar argument:

$$\chi = [(\omega_f - \omega_b)t - (k_f + k_b)z + 2\ell\theta], \quad (9)$$

where the azimuthal term $2\ell\theta$ appears due to phase conjugation $\mathbf{E}_b \sim \mathbf{E}_f^*$, keeps the maxima of intensity at the 2ℓ collocated helices separated from each other by $\lambda/2$ interval (fig. 1). Thus we have the following strict correspondence between the *roll* interference pattern (4) and the helical interference pattern (8): the frequency difference $\delta\omega = \omega_f - \omega_b$ is the cause of the translation of *rolls* with *group* velocity $V_z = (\omega_f - \omega_b)/(k_f + k_b)$ of the wavetrain, produced by a sum of the two counter-propagating beams ($\mathbf{E}_f + \mathbf{E}_b$) [6]. The $\delta\omega$ is responsible also for the rotation of *helices* with angular velocity $\delta\omega = \omega_f - \omega_b$. The rotation is the cause of the *pitch* of helical interference maxima along z -axis. Consequently there exists a perfect mechanical analogy between the *solid body* rotation of the helix described by formula (8) and an Archimedean screw. Namely the positive $\delta\omega$ corresponds to the counter-clockwise rotation and this provides the *pitch* in positive z direction for *right* helices. On the other hand the negative $\delta\omega$ means clockwise rotation. In this case ($\delta\omega < 0$) the positive translation speed in z direction takes place for the *left*-handed helices. Evidently the change of the topological charge ℓ changes the direction of helix translation \vec{V}_z due to alternation of the helix hand to the opposite one for fixed $\delta\omega$.

This mechanical analogy is useful for the analysis of the cold atoms motion in the helical trap. The velocity vector of the condensate fragment trapped and perfectly collocated with intensity maxima has two components $\vec{V} = \vec{V}_z + \vec{V}_\theta$ (fig. 1). The axial component is a *group* velocity $|\vec{V}_z| = (\omega_f - \omega_b)/(k_f + k_b)$ of the wavetrain, while the azimuthal component $|\vec{V}_\theta| = (\omega_f - \omega_b) \cdot R$ is of kinematic nature. Such a *solid body* field of velocities is reminiscent to the rotation of a *classical* liquid together with rotating container [27, 28] where the angular velocity $\delta\omega(r)$ is the r -independent constant. Noteworthy the *effective* field of velocities $\vec{V} = \hbar\nabla\theta/m$ of the optical LG vortex (6) is of different nature and this effective velocity field is equivalent to those of quantum liquid composed of particles of mass m which have orbital angular momentum $L_z = mV_\theta r = \ell\hbar$ independent of r [27]. As is well known the velocity $V_\theta(r) \sim r^{-1}$ and the angular velocity $\omega(r) \sim r^{-2}$ fields of the vortex inside quantum liquid have the point singularities at the vortex core ($r \rightarrow 0$).

III. LINEAR OPTICAL LOOP PHASE-CONJUGATION

The apparent topological difference of toroidal (7) and helicoidal (8) interference patterns is due to the mutual orientation of their orbital angular momenta. The toroidal pattern appears when colliding photons have a parallel OAM's [8] while helicoidal pattern [3] arises for antiparallel OAM's. This follows from direct calculation of OAM for the ℓ 'th order LG. The OAM is the expectation value of the angular momentum operator $\hat{L}_z = -i\hbar[\vec{r} \times \nabla] = -i\hbar\frac{\partial}{\partial\theta}$ inside the interaction volume $V \cong \pi R^2 Z_r$ [29, 30]:

$$\begin{aligned} \langle L_z \rangle_{(f,b)} &= \langle \Psi_{(f,b)}^\ell | \hat{L}_z | \Psi_{(f,b)}^\ell \rangle \\ &= 2\epsilon_0 \int_V (E_{(f,b)}^+)^* (-i\hbar[\vec{r} \times \nabla] E_{(f,b)}^+) d^3\vec{r} = \\ &= \int (E_{(f,b)}^+)^* (-i\hbar\frac{\partial}{\partial\theta} E_{(f,b)}^+) r dr \cdot d\theta dz = \ell\hbar \frac{I_{(f,b)} V}{\hbar\omega_{(f,b)} c}, \end{aligned} \quad (10)$$

where $I_{(f,b)} = \epsilon_0 c |\mathbf{E}_{(f,b)}|^2$ is the light intensity, $\Psi_{(f,b)}^\ell = \sqrt{2\epsilon_0} E_{(f,b)}^+(z, r, \theta, t)$ is the macroscopic wavefunction of a single light photon inside a forward (f) or backward (b) LG wavetrains (6) with the winding number ℓ . The interaction volume V is located near $z = 0$ plane within Rayleigh range $Z_r < k_{(f,b)} D_0^2$ and the fields $E_{(f,b)}^+$ are both calculated inside this volume (fig.2). The square modulus $|\Psi_{(f,b)}^\ell|^2$ is a probability density for energy rather than for a particle (photon) location. This is a Sipe's single-photon wavefunction [30] which is proportional to the positive frequency part $E_{f,b}^+$ of the counter-propagating fields. The usage of the nonrelativistic operators of the linear momentum (\hat{P}) and angular momentum \hat{L}_z is justified by the applicability of the paraxial approximation to the slowly diverging LG beams. In this particular paraxial case the spin-orbit coupling [29] may be neglected and the angular momentum of the photon is exactly decoupled to the spin and the orbital component: $\hat{J} = \hat{S} + \hat{L}$. The linear momentum expectation values for the forward and backward LG's respectively are obtained in following way:

$$\begin{aligned} \langle P_z \rangle_{(f,b)} &= \langle \Psi_\ell | \hat{P} | \Psi_\ell \rangle = 2\epsilon_0 \times \\ &= \int (E_{(f,b)}^+)^* (-i\hbar\frac{\partial}{\partial z} E_{(f,b)}^+) d^3\vec{r} = \hbar k_{(f,b)} \frac{I_{(f,b)} V}{\hbar\omega_{(f,b)} c}. \end{aligned} \quad (11)$$

The ratio of the angular and linear momenta proved to be $L_z/P_z \sim \ell c/\omega_{(f,b)}$ [31]. For the linear polarization, i.e. for zero-spin LG-photons with winding number ℓ , the equivalence between *nonlinear* PC-mirrors, like Stimulated Brillouin mirrors, photorefractive mirrors, liquid crystal light valves etc. and topologically equivalent set of a *linear* optical elements may be achieved in a closed *loop* setup. The simplest conceivable configuration composed of plane mirrors, wavefront curvature compensating lenses and beam splitters is shown at fig.2. The goal

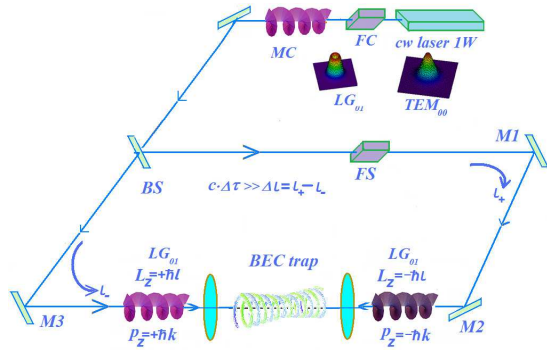


FIG. 2: The closed loop setup for producing the helical interference pattern. The CW laser emits fundamental mode which passes through Faraday isolator (FC). The mode-converter MC made of the two cylindrical lenses [31] transforms the fundamental Gaussian mode into LG beam with topological charge l . Frequency shifter FS might be acousto-optic cell, rotating $\lambda/2$ plate or Dove prism. The parabolic wavefront curvatures due to the free-space diffraction are compensated by thin lenses.

of proposed setup is to counter-direct the splitted LG beams. The four reflections look as a necessary minimum, because the incidence angles much above 45 degrees will enhance the effects of LG transformation and a small sliding of a beam along the reflecting surface [32] caused by unavoidable anisotropy of the mirror tilted with respect to the LG propagation axis. The auxiliary physical restrictions on this *loop* setup are in maintaining the path difference ΔL of splitted LG's to be smaller than coherence length of trapping laser field ($\Delta L \ll c \cdot \tau_{coh}$) inside the helical interference volume (fig.2) [13]. The small frequency shift $\delta\omega = \approx 2\pi \cdot 10^{-(1-3)} rad/sec$ required to cause the helix rotation [3] might be induced by a frequency ramp [6] or via rotational Doppler shift which appears due to rotation of the half-wavelength plate [16] or Dove prism [17].

IV. MACROSCOPIC WAVEFUNCTIONS FOR A COLD BOSONS IN A RED-DETTUNED HELICAL TRAPS.

Consider a bosonic cloud loaded in the helical interference pattern (8). The most relevant to this geometry experiment might be performed using the currently available cold atom setups. Let us consider a cloud prepared in an elongated trap [6] and suddenly released afterwards. The well elaborated experimental procedure is to impose a periodic optical potential to study the Bloch oscillations, macroscopic Landau-Zener tunneling and Josephson effects [7, 22]. In our case the imposed optical potential is assumed to have the following *helical*

form:

$$V_{opt}(z, r, \theta, t) = -\frac{Re[\alpha(\omega)]}{2\epsilon_0 c} I_{tw}(z, r, \theta, t),$$

$$\alpha(\omega) = 6\pi\epsilon_0 c^3 \frac{\Gamma/\omega_0^2}{(\omega_0^2 - \omega^2 - i(\omega^3/\omega_0^2)\Gamma)}, \quad (12)$$

where $\alpha(\omega)$ is the polarizability of atom, which is real, i.e. $\alpha(\omega) \approx Re[\alpha]$ at large detunings from resonance $\omega - \omega_0$, $\Gamma = e^2\omega_0^2/6\pi\epsilon_0 m_e c^3$ is classical damping rate via radiative energy loss, m_e is electron mass, ϵ_0 is the dielectric constant of vacuum [4, 20]. The Gross-Pitaevskii equation (GPE) for the macroscopic BEC wavefunction Ψ confined by the helical potential V_{opt} reads:

$$i\hbar \frac{\partial \Psi(\vec{r}, t)}{\partial t} = -\frac{\hbar^2}{2m} \Delta \Psi + V_{opt} \Psi + \frac{4\pi\hbar^2 a_s(\vec{B})}{m} |\Psi|^2 \Psi, \quad (13)$$

where $a_s(\vec{B}) = a_{bg}(1 + \Delta_B/(|\vec{B}| - B_F))$ is magnetic field dependent s -wave scattering length, a_{bg} is background value of a_s , B_F and Δ_B are the Feshbach magnetic induction and resonance width respectively, m is the mass of trapped bosons.

The helical trapping configuration offers a certain difficulties in searching both the ground state Ψ_0 and an excited states. For the sake of preliminary analysis let look for the ultimately simplified solutions. Namely for the sufficiently large number of trapped atoms ($N \cong 10^{9-12}$) the quantum pressure term which follows from the uncertainty principle ($\hbar^2 \Delta \Psi / 2m \sim 0$) is small compared to the optical trapping and interaction terms (second and third terms in the right side of eq.(13)). Namely the standard condition for the neglect of kinetic energy is [5]:

$$\frac{E_{int}}{E_{kin}} \cong \frac{N \cdot a_{bg}}{a_{ho}}, \quad (14)$$

where the "harmonic oscillator width" [5] equals to $a_{ho} \cong \sqrt{\hbar/m\omega_z} \sim \lambda/2$ and the atomic density $\rho = N/V_H$ was averaged over the above defined helical trap volume $V_H = \pi D_0^2 Z_r / 2$. According to (14) the ratio E_{int}/E_{kin} must be much more than unity for the most of the near infrared lasers $\lambda = 0.8 - 1.5 \mu m$, under the standard focusing requirement $D_0 \sim 10 - 100 \mu m$ and under the experimentally achievable tuning of $a_s(\vec{B})$ in the range $\cong 1 - 100 nm$ via Feshbach resonance. For the mid-infrared trapping at carbon dioxide lasing wavelength $\lambda = 10.6 \mu m$ the kinetic energy term $E_{kin} = 2\hbar^2/m\lambda^2$ is about 100 times smaller, so E_{int} and E_{dipole} :

$$E_{dipole} \cong N \cdot V_{opt} \cong -\frac{\vec{p} \cdot \vec{E}}{2} \cong \frac{-\alpha \vec{E}^2 N}{2}$$

$$\cong \frac{-\alpha I_{tw} N}{2\epsilon_0 c} = \frac{-e^2 I_{tw} N}{m_e \Delta \omega^2 2\epsilon_0 c}, \quad \Delta \omega = \omega_{f,b} - \omega_0 \quad (15)$$

where I_{tw} is the optical intensity of trapping beams. We have used here the universal form of electric dipole transition applicable to alkali atoms with a few percent accuracy [4]. Hence one might expect that a Thomas-Fermi approximation (TFA) is valid in our case when interaction

is repulsive, i.e. for the positive a_s [5]. The magnitude and sign of the scattering length a_s are flexible parameters due to the externally applied magnetic induction \vec{B} for the alkali atoms alike Li, Na, K, Rb, Cs [22].

The following estimates will be done for simplicity in the vicinity of the LG-beam waist, i.e. within Rayleigh range, when $z < k_{f,b}D_0^2$. Consider first the following TFA wavefunction which satisfies the GPE (13):

$$\Psi_{fun} = \Phi(r) \exp \left[-\frac{i\mu(r)t}{\hbar} + i\Phi(r)^2 \sin(\delta\omega t - 2k_z z + 2\ell\theta) \right], \quad (16)$$

where $\mu(r)$ is a local (r -dependent) value of chemical potential defined as:

$$\mu(r) = 4\pi\hbar^2 a_s \Phi(r)^2 / m; \quad I_{tw} = 2\epsilon_0 c |\mathbf{E}_{(f,b)}|^2; \quad \Phi(r)^2 = \exp(-2r^2/D_0^2) \cdot (r/D_0)^{2|\ell|} \cdot \frac{\alpha(\omega)I_{tw}}{2\epsilon_0 c \cdot \hbar \cdot \delta\omega}. \quad (17)$$

The wavefunction (16) is normalizable and fits the GPE by direct substitution. In particular the TFA density of atoms $\rho_{fun}(z, r, \theta, t) = |\Psi_{fun}|^2 \sim \exp(-2(r/D_0)^2)/(r/D_0)^{2|\ell|}$ is (z, t)-independent "funnel" collocated with the optical helix $I_{tw}(z, r, \theta, t)$. The phase modulation of Ψ_{fun} has a maximum near the density maximum $\rho_{fun}(z, r, \theta, t)$ and decreases down to zero on LG axis and outside the LG waist. The phase modulation has sinusoidal dependence on azimuthal angle θ . The Ψ_{fun} is multiply valued function of θ , so this solution might be of highly restricted interest only, in particular using $|\Psi_{fun}|^2$ density profile for the evaluations of thermodynamical parameters of the cold ensemble, as other TF solutions are typically used [5].

The other solution in TF approximation is obtained for r -independent chemical potential $\mu = const$. In this regime the mean field wavefunction Ψ_h is a sum of the two phase-conjugated wavefunctions with the opposite angular momenta $\pm\hbar\ell$:

$$\Psi_h(z, r, \theta, t) = \Psi_\ell(z, r, \theta, t) + \Psi_{-\ell}(z, r, \theta, t) \cong \Psi_{\pm\ell}(z=0) \cdot (r/D_0)^{|\ell|} \exp \left[-\frac{r^2}{D_0^2(1+iz/(k_{(f,b)}D_0^2))} \right] \left\{ \frac{\exp[-i\mu_f t/\hbar + ik_f z + i\ell\theta]}{(1+iz/(k_f D_0^2))^2} + \frac{\exp[-i\mu_b t/\hbar - ik_b z - i\ell\theta]}{(1+iz/(k_b D_0^2))^2} \right\},$$

where the difference of the partial chemical potentials ($\mu_f - \mu_b$), associated with the each of "counter-propagating" wavefunctions $\Psi_\ell, \Psi_{-\ell}$ is adjusted to the frequency difference of counter-propagating optical fields $(\mu_f - \mu_b)/\hbar = \delta\omega = \omega_f - \omega_b$. The substitution of this TFA wavefunction into GPE gives the following link for parameters:

$$\mu - \frac{\alpha(\omega)I_{tw}(0) \cdot [1 + \cos(\delta\omega t + 2k_z z \pm 2\ell\theta)]}{2\epsilon_0 c \cdot g (1 + z^2/(k^2 D_0^4))} (r/D_0)^{2|\ell|} \times \exp \left[-\frac{2r^2}{D_0^2(1 + z^2/(k_{(f,b)}^2 D_0^4))} \right] = \rho_{helix}(z, r, \theta, t), \quad (19)$$

where $k = k_f \cong k_b$, $\mu = \mu_f \approx \mu_b$ is a constant (z, r, θ, t -independent) value of chemical potential, $g = 4\pi\hbar^2 a_s(\vec{B})/m$ is the interaction parameter. This equation means the quasiclassical restriction imposed on a homogeneity of chemical potential of the system in an external field V_{opt} [5]. In accordance to this solution the density of the cold atomic ensemble $\rho_{helix}(z, r, \theta, t)$ is perfectly correlated with the rotating optical helix potential $I_{tw}(z, r, \theta, t)$ as depicted at fig.1. The density ρ_{helix} rotates as a "solid body" with a pitch of the $\lambda/2$. The speed of the axial translation is $V_z = \lambda \cdot \delta\omega/4\pi$.

V. EXACT HELICAL SOLUTION FOR NONZERO KINETIC ENERGY

Apart from TF approximation the truly exact solution exists $\Psi = \Psi_f + \Psi_b$ which is again a superposition of the two counter propagating *paraxial* matter waves Ψ_f and Ψ_b . Then GPE (13) is reduced to the "paraxial form" relevant to highly elongated geometry, as a *helical* one in our case:

$$i\hbar \frac{\partial \Psi_{(f,b)}}{\partial t} = -\frac{\hbar^2}{2m} \Delta_\perp \Psi_{(f,b)} - i2k_{(f,b)} \frac{\hbar^2}{2m} \frac{\partial \Psi_{(f,b)}}{\partial z} + V_{opt} \Psi_{(f,b)} + \frac{\hbar^2}{2m} k_{(f,b)}^2 \Psi_{(f,b)} + \frac{4\pi\hbar^2 a_s(\vec{B})}{m} |\Psi_{(f)} + \Psi_{(b)}|^2 \Psi_{(f,b)}, \quad (20)$$

Let us assume the perfect mutual cancellation of trapping and interaction terms:

$$-V_{opt}(z, r, \theta, t) \Psi_{(f,b)} = \frac{4\pi\hbar^2 a_s(\vec{B})}{m} |\Psi|^2 \Psi_{(f,b)}, \quad (21)$$

as it might happen when positive scattering length a_s provides nonlinear defocusing which is compensated by red detuned optical attraction to intensity maxima. The kinetic energy is not zero.

Taking again the exact helical solution of (20) as a superposition of the two counter-propagating vortices:

$$\Psi_{ex}(z, r, \theta, t) = \Psi_f(z, r, \theta, t) + \Psi_b(z, r, \theta, t) \cong \tilde{\Psi}_f \cdot \exp[i(-\frac{\mu_f t}{\hbar} + k_f z)] + \tilde{\Psi}_b \cdot \exp[i(-\frac{\mu_b t}{\hbar} - k_b z)], \quad (22)$$

and under the natural assumption:

$$k_{(f,b)} \partial \tilde{\Psi}_{(f,b)} / \partial z \gg \partial^2 \tilde{\Psi}_{(f,b)} / \partial z^2 \quad (23)$$

(18) the following equations are valid:

$$i2k_{(f,b)} \partial \tilde{\Psi}_{(f,b)} / \partial z + \Delta_\perp \tilde{\Psi}_{(f,b)} + k_{f,b}^2 \Psi_{(f,b)} = 0 \quad (24)$$

which have the vortex solutions with charge ℓ for the $\tilde{\Psi}_{f,b}(z, r, \theta)$ with initial condition at $z = 0$ equals $\tilde{\Psi}_0$:

$$\tilde{\Psi}_{(f,b)} \cong \frac{\tilde{\Psi}_0 \cdot (r/D_0)^{|\ell|} \cdot \exp \left[-\frac{r^2}{D_0^2(1+iz/(k_{(f,b)}D_0^2))} \pm \ell\theta \right]}{(1+iz/(k_{(f,b)}D_0^2))^2}. \quad (25)$$

The issues of dynamical stability with respect to small [19] perturbations and thermodynamical stability from the point of view of least energy arguments deserve a further careful analysis and will be published elsewhere.

VI. DISCUSSION

At present moment it is not clear whether the above outlined solutions are close to a real quantum gas hydrodynamics which ought to be described by a self-consistent solution of Cauchy problem for GPE. These solutions composed of the counter propagating free space LG wavefunctions apparently fit to the continuity equation and have realistic field of velocities. The one possible application of the (16,18, 22) might be in using them as variational ansatz for emulation of GPE [33]. Nevertheless the explicit form of solutions (18,22) offers a possibility to evaluate the significant macroscopic observables of the trapped ensemble. The situation is the same as in the case of the wavetrain composed of the two counter propagating LG vortices, considered in Sec.II and Sec.III. The *helical* TFA solution Ψ_{helix} (18) has nonzero momentum P_z :

$$\langle P_z \rangle_h = \langle \Psi_h | -i\hbar \frac{\partial}{\partial z} | \Psi_h \rangle = N\hbar(k_f - k_b) \Leftarrow \hbar \int_V dV \times \exp(-r^2)r^{2|\ell|} [k_f - k_b + k_f \exp(i\chi) - k_b \exp(-i\chi)], \quad (26)$$

and easily calculated angular momentum L_z :

$$\langle L_z \rangle_h = \langle \Psi_h | -i\hbar \frac{\partial}{\partial \theta} | \Psi_h \rangle = N\ell\hbar(1 \mp 1) \Leftarrow \hbar \int_V dV \exp(-r^2)r^{2|\ell|} [1 \mp 1 + \exp(i\chi) \mp \exp(-i\chi)], \quad (27)$$

in accordance with standard procedure performed in Sec.III for the linear (11) and angular momenta (10) of optical vortices and due to apparent identity $\int_0^{2\pi} \sin(\chi) d\theta = 0$. Here in (27) the upper \mp sign corresponds to counter directed angular momenta and helical interference pattern (8), while bottom \mp sign corresponds to the toroidal optical interference pattern (7).

The same expectation values $\langle P_z \rangle_{ex} = N\hbar(k_f - k_b)$ and $\langle L_z \rangle_{ex} = N\ell\hbar(1 \mp 1)$ has exact wavefunction Ψ_{ex} (22). Quantum mechanically this happens because the wavefunction in both cases is a superposition of the two partial matter waves Ψ_f and Ψ_b (22) (or Ψ_ℓ and $\Psi_{-\ell}$ (18)) having opposite and quantized (i.e. equal to $\pm\ell\hbar$) mutually subtracted angular momenta. This means also that helical wavetrain (8) contains OAM of exactly $0 \times \ell\hbar$ per photon, while toroidal wavetrain (7) contains $2\ell\hbar$ per photon.

This feature looks seemingly counter intuitively from the point of view of classical hydrodynamics. Namely the density of atomic ensemble $\rho_{helix} = |\Psi_h|^2$ rotates as a *solid body* and one might expect ρ_{helix} to have classically the angular momentum $L_{class} = I_{zz} \cdot \delta\omega$, where I_{zz} is the moment of inertia of the helical *wire* located in LG beam

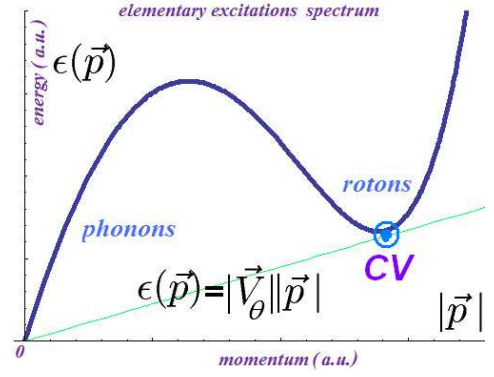


FIG. 3: Landau criterion for superfluidity for helical trap. Roton minimum touches the straight line $|\vec{V}_\theta||\vec{p}|$ which corresponds to superfluid regime destruction by means of roton excitation when critical velocity (CV) reached.

waist with the density profile ρ_{helix} [34]:

$$I_{zz} = \int Nm |\Psi_h|^2 r^2 dV = Nm \int |\Psi_h|^2 r^2 r dr \cdot d\theta dz \sim \sim Nm \int \exp(-r^2/D_0^2) r^{2+2|\ell|} \cdot r dr \cdot$$

$$(1 + \cos(\delta\omega t + (k_f + k_b)z + 2\ell\theta)) \cdot d\theta dz \sim Nm D_0^2 Z_r. \quad (28)$$

Nevertheless due to the basic property of angular momentum, namely the *quantization* of the angular momentum in free space, the oppositely directed angular momenta cancel each other completely, because they have integer opposite values of $\pm\ell\hbar$ [35]. On the contrary, the linear momentum is *not* quantized in free space and this leads to nonzero net linear momentum P_z of the ensembles (18,22), regardless to the mutual orientation of their OAM's. The net momentum P_z is small because of the smallness of the *group* velocity of the helical wavetrain $V_z = \delta\omega/(k_f + k_b)$. For example when frequency splitting $\delta\omega$ is induced by rotational Doppler effect [13, 16], the speed of the axial translation of the helical density profiles (18,22) is $V_z \sim$ several μm per second (several rotations of helix per second). The azimuthal velocity $V_\theta = \delta\omega \cdot D_0$ is about two orders of magnitude bigger due to $D_0/\lambda \sim 10^2$, but rotational contribution to kinetic energy E_{kin} is zero as the net angular momentum of the helical wavetrains (18,22).

The else interesting physical consequences relevant to experiments with quantum gas in optical traps may be formulated from the point of view of the Landau criterion $|\vec{V}| > \epsilon(\vec{p})/|\vec{p}|$ for the appearance of elementary excitations (rotons) and superfluidity destruction ($\epsilon(\vec{p})$ is the energy - momentum dispersion relation). Following to [18, 27] consider the flow of quantum gas in a narrow channel with velocity $\vec{V} = \vec{V}_z + \vec{V}_\theta$. In the rest frame the momentum of excitation \vec{p} ought to be opposite to the velocity of superfluid \vec{V} , because of the least energy constraint imposed upon excitation $\epsilon(\vec{p}) + \vec{p} \cdot \vec{V} < 0$. Thus $\epsilon(\vec{p}) - |\vec{p}| \cdot |\vec{V}| < 0$ and $|\vec{V}| > \epsilon(\vec{p})/|\vec{p}|$. Because in our case

the only significant component of \vec{V} is $V_\theta = \delta\omega D_0/2$, the condition of appearance of excitation with momentum \vec{p} reads as:

$$\delta\omega_{crit}D_0 > 2\epsilon(\vec{p})/|\vec{p}|. \quad (29)$$

The experimentally controllable detuning $\delta\omega$ of counter propagating waves ω_f and ω_b by rotational Doppler effect which leads to the change the angular velocity of helix rotation makes possible to determine the critical velocity of superfluid, defined by contact point of roton minimum of $\epsilon(\vec{p})$ (fig. 3) with the line $|\vec{p}|V_\theta$. The turbulent excitations (rotons) are assumed to appear due to ejection of superfluid across the trapping potential barrier owing to centrifugal force, rather than because of the roughness or the channel end [18, 27].

VII. CONCLUSION AND OUTLOOK

The necessary conditions were formulated for the appearance of the helical condensate flows which may appear due to Thomas-Fermi balance of the self-defocusing of condensate with positive scattering length a_s and "red" detuned optical dipole force. The minimal achievable ensemble temperature might be approximately evaluated as recoil energy $k_B \cdot T_{recoil} = 4 \cdot \hbar^2 / (2m\lambda^2)$ [15]. The possible experimental implementation of helical trapping is a sudden *switching on* of the helical potential after condensate release from elongated optical trap in a way

similar to switching of accelerated grating in Ref. [6].

The peculiarities of the cooling mechanisms in this helical configuration were not studied in the current work. But we hope that a helical (see fig.1) trapping geometry might reveal the new features of the well studied mechanisms as a the Doppler cooling [36], polarization gradient cooling [15] or velocity selective population trapping [37]. The newly found loop and helical features of the optical speckle patterns [38, 39] are also a promising trapping opportunities looking as interesting supplement to Anderson localization of cold atoms in 1D speckle patterns [40].

Noteworthy the similar geometry of the colliding LG optical vortices of picosecond duration with opposite angular momenta which was proposed recently for the helical plasma currents excitation using dragging via ponderomotive force [28]. This mechanism of the plasma vortex excitation resembles the above shown GPE (13) with ponderomotive helical dipole potential. As the plasma vortices are the sources of the axial magnetic fields, the superfluid motion in helical trapping environment might be associated with a so-called *artificial* magnetic fields [41, 42].

Acknowledgments

The partial support of the Russian fund for Basic Research Grant 08-02-01229 is acknowledged.

-
- [1] S.Tung, V.Schweikhard, and E.A.Cornell, Phys.Rev.Lett., **97**,240402 (2006).
[2] S.Tung, V.Schweikhard, and E.A.Cornell, Phys.Rev.Lett., **99**, 030401 (2007).
[3] A.Yu.Okulov, J.Phys.B., **41**,101001 (2008).
[4] R.Grimm, M.Weidemuller and Yu.B.Ovchinnikov, Adv.At.Mol.Opt.Phys., **42**, 95 (2000).
[5] F. Dalfovo, S.Giorgini, S.Stringari, L.P.Pitaevskii, Rev.Mod.Phys.**71**,463(1999).
[6] M. Cristiani, O. Morsch, J. H. Muller, D. Ciampini, and E. Arimondo, Phys.Rev.A, **65**, 063612 (2002).
[7] O.Morsch, M.Oberthaler, Rev.Mod.Phys. **78**, 179 (2006).
[8] T. Puppe, I. Schuster, A. Grothe, A. Kubanek, K. Murr, P.W.H. Pinkse, and G. Rempe, Phys.Rev.Lett., **99**,013002(2007).
[9] E.R.I.Abraham, J.Tempere and J.T.Devreese, Phys.Rev, **64A**,023603 (2002) .
[10] M.Bhattacharya, Opt.Comm. **279**, 219 (2007).
[11] A.Yu.Okulov, JETP Lett., **88**, 631 (2008).
[12] M.Woerdemann, C.Alpmann and C.Denz, Opt. Express, **17**, 22791(2009).
[13] A.Yu.Okulov, J. Opt. Soc. Am. B **27**, 2424-2427 (2010).
[14] K.Volke-Sepulveda and R.Jauregui, J.Phys.B., **42**, 085303 (2009).
[15] J. Dalibard and C. Cohen-Tannoudji, J. Opt. Soc. Am. B **6**, 2023(1989).
[16] J. Arlt, M. MacDonald, L. Paterson, W. Sibbett, K. Volke-Sepulveda and K. Dholakia, Opt. Express, **10**(19),844(2002).
[17] Courtial J., Robertson D. A., Dholakia K., Allen L. and Padgett M. J., Phys.Rev.Lett., **81**,4828 (1998).
[18] I.M. Khalatnikov, "An Introduction to the Theory of Superfluidity", Perseus Publishing, Cambridge, MA (2000).
[19] A.L.Fetter, Rev.Mod.Phys. **81**, 647 (2009).
[20] A.Yu.Okulov, J.Mod.Opt., **55** , 241 (2008).
[21] G.Ruben, D.M.Paganin, M.J.Morgan, Phys.Rev.A, **99**,013002 (2008) .
[22] S.Giorgini, L.P.Pitaevskii, S.Stringari, Rev.Mod.Phys. **80**, 1215 (2008).
[23] I.Bloch, J.Dalibard, W.Zwenger, Rev.Mod.Phys. **80**, 885 (2008).
[24] N.G.Basov, I.G.Zubarev, A.B.Mironov, S.I.Mikhailov and A.Y.Okulov, JETP, **52**,847(1980) .
[25] J.Leach,M.J.Padgett,S.M.Barnett,S.Franke-Arnold, and J.Courtial, Phys.Rev.Lett., **88**, 257901(2002).
[26] B.Y.Zeldovich, N.F.Pilipetsky and V.V.Shkunov "Principles of Phase Conjugation",Ch.2, (Berlin:Springer-Verlag)(1985).
[27] R.P.Feynman,"Statistical mechanics", Ch.11,(1972) Reading, Massachusetts,.
[28] A.Yu.Okulov, Phys.Lett.A, **374**,4523-4527 (2010) .
[29] S.M.Barnett, J.Mod.Opt., **57** , 1339-1343(2010) .
[30] J.E.Sipe, Phys.Rev.A, **52**, 1875(1995).
[31] L.Allen, M.W.Beijersbergen, R.J.C.Spreuw and

- J.P.Woerdman, Phys.Rev.A, **45**, (1992) 8185-8189.
- [32] K.Yu.Bliokh and Yu.P.Bliokh, Phys.Rev.Lett., **96**, 073903(2006) .
- [33] B.A.Malomed "Variational methods in nonlinear fiber optics and related fields", Progress in Optics,(E.Wolf, Editor: North Holland, Amsterdam) **43**, 69-191 (2002).
- [34] L.D. Landau and E.M. Lifshitz,"Mechanics", Butterworth-Heinemann, Oxford(1976).
- [35] M. F. Andersen, C. Ryu, P. Clade, V. Natarajan, A. Vaziri, K. Helmerson, W. D. Phillips, Phys. Rev. Lett., **97**, 170406(2006).
- [36] V.S.Letokhov, JETP Lett., **7**, 272(1968). T. W. Hansch and A. L. Schawlow, Opt. Commun. **13**, 68 (1975).
- [37] A. Aspect, E. Arimondo, R. Kaiser, N. Vansteenkiste, and C. Cohen-Tannoudji, Phys.Rev.Lett., **61**, 826-829 (1988).
- [38] S. Franke-Arnold, L.Allen, and M.Padgett, Laser and Photon. Rev.**2**,299-313(2008).
- [39] A.Yu.Okulov, Phys.Rev.A , **80**, 013837 (2009).
- [40] L.Fallani,C.Fort,M.Inguscio.Adv.At.Mol.Opt.Phys.**56**, 119(2008).
- [41] C.Nayak, S.H.Simon, A.Stern, M.Freedman, and S.D.Sarma, Rev.Mod.Phys. **80**,1083-1159 (2008) .
- [42] "Colloquium: Artificial gauge potentials for neutral atoms". J.Dalibard, F.Gerbier, G.Juzeliunas, P.Ohberg, Submitted to RMP,arXiv:1008.5378(2010) .