

Deviations from the Schmidt-Kennicutt relations during early galaxy evolution

Padelis P. Papadopoulos¹, Federico I. Pelupessy²

ABSTRACT

We utilize detailed time-varying models of the coupled evolution of stars and the HI, H₂, and CO-bright H₂ gas phases in galaxy-sized numerical simulations to explore the evolution of gas-rich and/or metal-poor systems, expected to be numerous in the Early Universe. The inclusion of the CO-bright H₂ gas phase, and the realistic rendering of star formation as an H₂-regulated process (and the new feedback processes that this entails) allows the most realistic tracking of strongly evolving galaxies, and much better comparison with observations. We find that while galaxies eventually settle into states conforming to Schmidt-Kennicutt (S-K) relations, significant and systematic deviations of their star formation rates (SFRs) from the latter occur, especially pronounced and prolonged for metal-poor systems. The largest such deviations occur for gas-rich galaxies during early evolutionary stages but also during brief periods at later stages. Given that gas-rich and/or metal-poor states of present-epoch galaxies are expected in the Early Universe while a much larger number of mergers frequently resets non-isolated systems to gas-rich states, even brief periods of sustained deviations of their SFRs from those expected from S-K relations may come to characterize significant periods of their stellar mass built-up. This indicates potentially serious limitations of (S-K)-type relations as reliable sub-grid elements of star formation physics in simulations of structure formation in the Early Universe. We anticipate that galaxies with marked deviations from the S-K relations will be found at high redshifts as unbiased inventories of total gas mass become possible with ALMA and the EVLA.

Subject headings: galaxies: numerical simulations – galaxies: spirals – galaxies: star formation – ISM: molecular gas – ISM: atomic gas – molecules: H₂,CO

1. Introduction

Since it was first proposed as a phenomenological relation linking HI gas mass and star formation surface density in galaxies (Schmidt 1959), and subsequently better constrained and reformulated as to include also CO-bright H₂ gas (Kennicutt 1998, 2008), the Schmidt-Kennicutt

¹Argelander-Institut für Astronomie, Auf dem Hügel 71, D-53121 Bonn, Germany

²Leiden Observatory, Leiden University, PO Box 9513, 2300 RA Leiden, The Netherlands

(hereafter S-K) relation: $\Sigma_{\text{SFR}} \propto [\Sigma(\text{HI})]^k$ ($k \sim 1-2$), has provided the standard observational framework relating the star formation rate (as a surface density rate Σ_{SFR}) to the gas supply in galaxies. It is also an important element of the sub-grid star formation physics incorporated in galaxy evolution and structure formation models (e.g. Baugh et al. 2005 and references therein; Springel, Di Matteo, & Hernquist 2005, Schaye & Della Vecchia 2008) where numerical resolution limitations preclude a more detailed treatment of star formation over the scales involved. Many theoretical (Dopita & Ryder 1994; Robertson & Kravtsov 2008), and observational (e.g. Wong & Blitz 2002; Bigiel et al. 2008) studies have been made to demonstrate its validity, with the most important recent advances being the identification of the CO-bright H_2 gas as better correlated to star formation in galaxies than atomic hydrogen (Wong & Blitz 2002), and the direct star-formation role of its dense phase ($n(\text{H}_2) > 10^4 \text{ cm}^{-3}$) with a $k \sim 1$ (Gao & Solomon 2004).

Unfortunately past analytical and numerical investigations of the S-K relation did not include a multi-phase ISM (though see Gerritsen 1997 for an early investigation that includes it) or assumed sub-grid models reacting instantaneously to changes in the global state of the ISM. Thus they are ill-suited to explore very gas-rich systems and/or early galaxy evolutionary stages, when the various ISM phases and their interplay with the stellar content have not established equilibrium. Finally, such models cannot be compared directly to observations since they do not include the H_2 gas phase (the direct fuel of star formation), or do so but assume that all such gas is CO-bright (e.g. Gnedin et al. 2009). The latter is not the case, especially in a metal-poor and/or far-UV intense ISM environment (e.g. Israel 1997; Maloney & Black 1988; Pak et al. 1998), which is common during the gas-rich and vigorously star-forming epochs in early galaxy evolution.

1.1. ISM+stars galaxy models: features and limitations

Here, we use our time-varying models of the coupled evolution of HI, H_2 gas phases and stars in galaxy-sized numerical simulations to investigate the emergence and possible deviations from the S-K relations. Full details and tests of our method can be found in Pelupessy, Papadopoulos, & van der Werf (2006) and Pelupessy & Papadopoulos (2009). We use an N-body/SPH code and solve for the full thermodynamic evolution of the WNM and CNM HI phases (see Wolfire et al. 2003) assuming neither an equilibrium nor an Effective Equation of State (EOS), unlike most current cosmological or galaxy-sized structure formation models (e.g. Springel & Hernquist 2003; Cox et al. 2006a,b; Narayanan et al. 2009). It is worth pointing out that in such models the coldest ISM phase tracked is usually at $T_{\text{kin}} \sim 10^4 \text{ K}$ (i.e. thermodynamically far removed from the one truly forming the stars), and a Schmidt-Kennicutt (S-K)-type relation between that phase and star formation rate is postulated (e.g. Kravtsov et al. 2004; Governato et al. 2007). In recent models colder gas ($\sim 300 \text{ K}$) is tracked, but instantaneous equilibrium gas thermodynamics remains an assumption (e.g. Tasker & Bryan 2008) while the molecular gas phase and the feedback effects of star formation on it are not included (e.g. Tasker & Tan 2009). In our approach star formation is controlled by gravitational instability via a Jeans mass criterion, the thermal state of the gas is

tracked explicitly, while an H_2 -richness criterion for star formation can be applied in addition to that of gravitational instability (see Pelupessy & Papadopoulos 2009 for details).

The code tracks the H_2 phase with a physical model for substructure using a minimal set of assumptions. It follows the H_2 formation on dust grains and its thermal & far-UV induced destruction, accounting for self-shielding and dust shielding. The CO-bright H_2 phase is indentified as a post-processing step, using the most important chemical reactions (Röllig et al. 2006) solving for the C^+ envelope per gas cloud, as regulated by the local far-UV field. The aspects making our code particularly suitable for examining the validity of the S-K relation over a range of conditions are: a) a time-varying treatment of the $\text{H}_2 \leftrightarrow \text{HI}$ gas mass exchange while tracking the ISM from Warm Neutral Medium (WNM) HI ($T_k \sim 10^4 \text{ K}$, $n \sim (0.1-1) \text{ cm}^{-3}$) to Cold Neutral Medium (CNM) HI and H_2 gas ($T_k \sim (30-200) \text{ K}$, $n \sim (10-200) \text{ cm}^{-3}$), b) the versatility of using an H_2 -regulating star formation criterion, *in addition* to the regular gravitational instability criterion, and c) CO formation and destruction (for this specific version of our code). The latter allows direct comparisons with observations since CO line emission rather than H_2 is the real observable in galaxies.

The most realistic models employ our H_2 -regulated star formation which uses the local H_2 gas mass fraction as a star formation regulator in the dynamical setting of an evolving galaxy. We implement this molecular regulated (MR) star formation by converting only the molecular (f_m) mass fraction of an unstable gas particle to stars. Unlike our other simulations (where H_2 is tracked but plays no role in star formation) that need an adhoc parameter ϵ_{SF} designating the local gas mass fraction converted into stars, the MR models contain a physical basis for this parameter while retaining the original requirement of SF gas as Jeans unstable (see Pelupessy et al 2006 for more details and tests). Finally here we limit ourselves to systems with $M_{\text{baryons}} \leq 10^{10} M_\odot$ where we can maintain the ability to track the full range of gas densities and temperatures necessary for the $\text{HI} \rightarrow \text{H}_2$ phase transition to take place (typically in the densest and coldest regions of CNM HI gas).

2. Emergent S-K relations and deviations

Stationary galaxy models show that S-K relations appear to hold for variety of galaxy types and ISM conditions (e.g. Dopita & Ryder 1994; Robertson & Kravtsov 2008), while early dynamic modeling (albeit without H_2 included, and utilizing a much simplified ISM picture) shows such relations emerging *after* a dynamic equilibrium between ISM phases (WNM and CNM HI) and star-formation has been established (Gerritsen & Icke 1997).

2.1. Model runs and Results

The galaxy models we use utilize the semi-analytic disc galaxy models of Mo, Mao & White (1998) and Springel, Di Matteo & Hernquist (2005), consisting of a standard exponential stellar and a gaseous component embedded in a dark halo with a Hernquist profile (Table 1 gives an overview of

Fig. 1.— Time dependence of the SFR versus that expected from the S-K relation and the instantaneous gas content. Panels are labelled with the model number, “MR” indicates that the full H₂-regulated star formation was used. The solid lines depict the actual total star formation rate, the other lines give the SFRs expected from various applications of the S-K relation (with slope n=1.4) using: total gas surface density (dashed), H₂ gas surface density (dash-dotted), and CO-bright H₂ gas surface density (dotted). The (S-K)-deduced SFR lines are normalized so that their average after 300 Myr matches the average star formation over the same period. The horizontal lines mark the SFRs of the Milky Way (dashed), and the Large Magelanic Cloud (dotted), re-normalized to gas content of each model shown (e.g. $\text{SFR}_{\text{RN}}(\text{LMC}) = [\text{M}_{\text{gas}}(\text{model})/\text{M}_{\text{gas}}(\text{LMC})] \times \text{SFR}(\text{LMC})$)

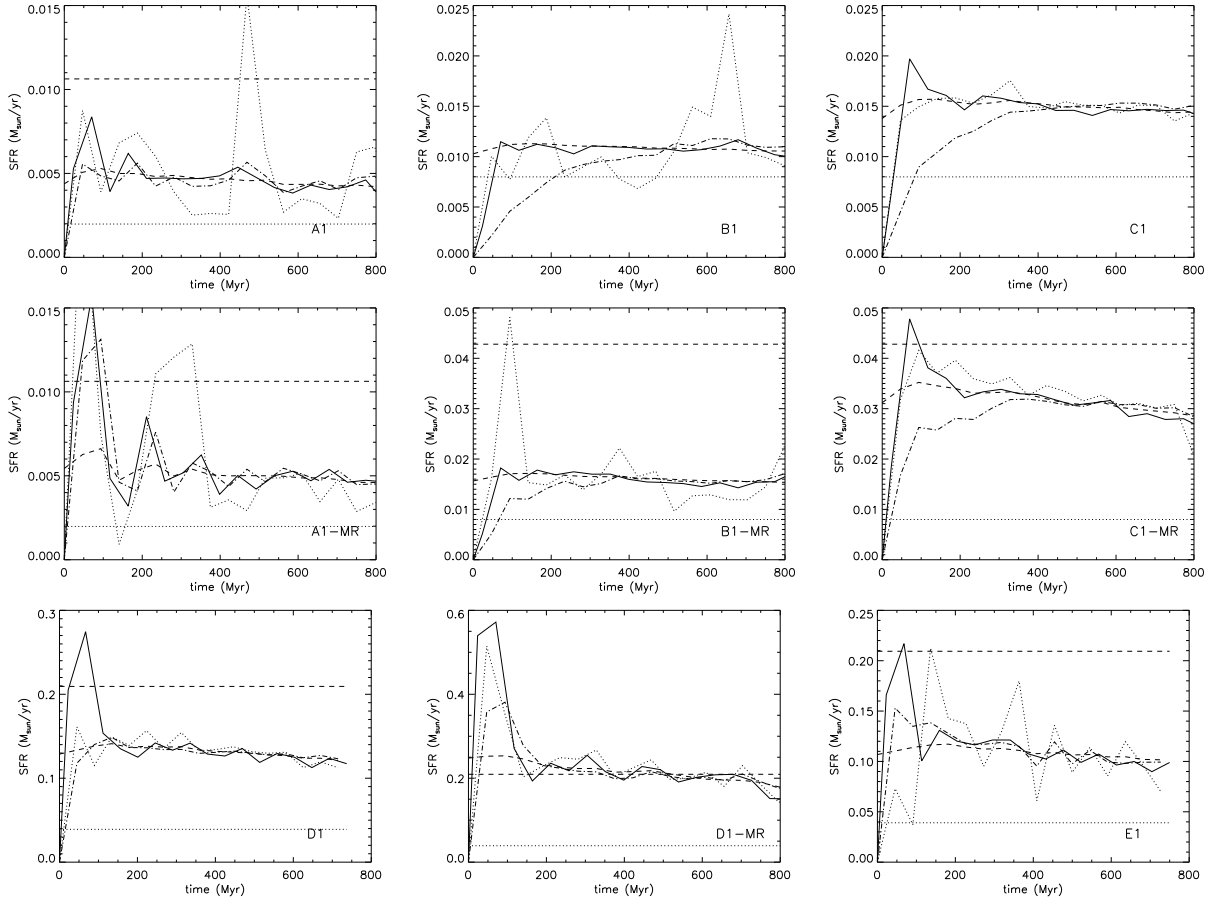
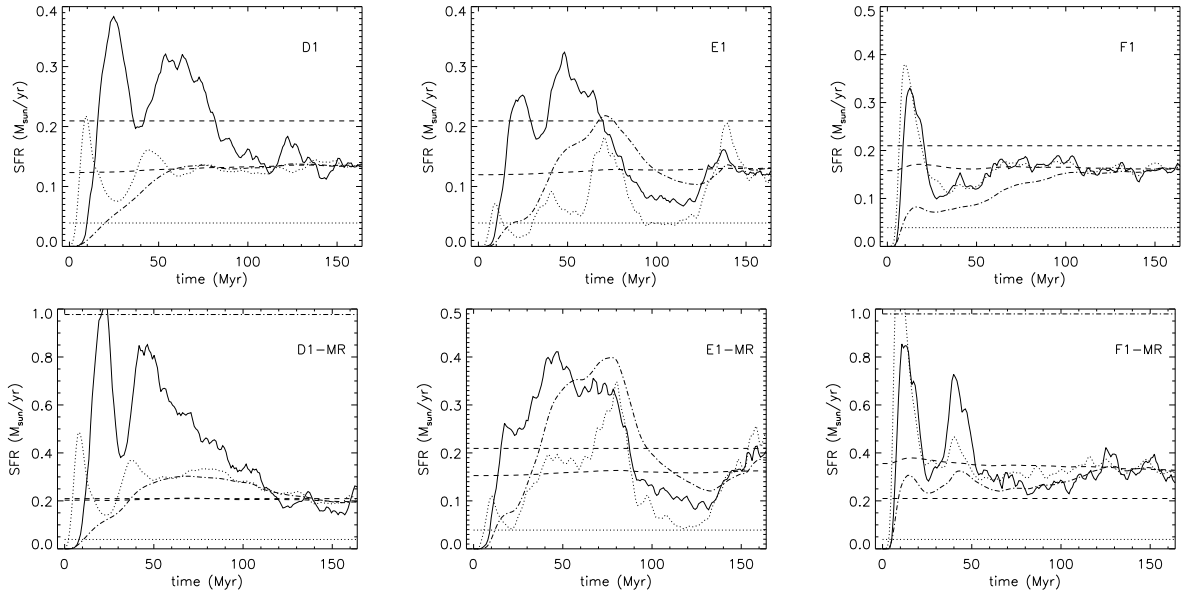


Table 1: Overview of galaxy model parameters. The models are labelled with letters A-H with their structural parameters (e.g. mass, metallicity) listed. The effects of different resolutions are discussed elsewhere (Pelupessy & Papadopoulos 2009). The gas distributions of models D1 and E1 consist of equal mass exponential and extended disks, the others have purely extended gas distributions. R_{gas} gives the extend of the gas disk, Σ_{gas} the central gas surface density, R_{disk} the exponential scale length of the stellar disk and Σ_{disk} the stellar density in the center.

Model	M_{bary} M_{\odot}	M_{halo} M_{\odot}	f_{gas}	m_{par} M_{\odot}	Z	R_{gas} kpc	Σ_{gas} M_{\odot}/pc^2	R_{disk} kpc	Σ_{disk} M_{\odot}/pc^2
A1	10^8	2.3×10^9	0.5	200	0.2	1.5	30	0.2	200
B1	10^9	2.3×10^{10}	0.2	500	0.2	4.2	16	0.5	450
C1	10^9	2.3×10^{10}	0.2	500	1.0	4.2	16	0.5	450
D1	10^9	2.3×10^{11}	.99	1000	1.0	4.5	280	0.5	5
E1	10^9	2.3×10^{11}	.99	1000	0.2	4.5	280	0.5	5
F1	10^{10}	2.3×10^{12}	.1	500	1.0	12	40	1.4	670
G1	10^{10}	2.3×10^{12}	0.5	2500	0.2	12	200	1.4	370
H1	10^{10}	2.3×10^{12}	0.5	2500	1.0	12	200	1.4	370

Fig. 2.— A “zoom” into the early galaxy evolution for selected models in Figure 1, and results from the simulations of the large system F1 (lines and labels are as in Figure 1). For the two models D1-MR and F1-MR where SFRs can be high, the re-normalized SFR of the Antennae galaxy, a nearby spectacular merger, is also shown (dash-dotted line at the top of the corresponding panels).



their properties). The H_2 gas mass and its CO-bright fractions are very sensitive to the metallicity Z (Pelupessy & Papadopoulos 2009) and we thus examine models at $Z=Z_\odot$ and $Z=Z_\odot/5$. Finally we explore systems with gas mass fractions ranging from those typical in present-epoch galaxies (10%-20%), to those found recently in spiral disks at high redshifts (50%), and even up to almost completely gaseous systems (99%) representing the earliest stages in galaxy evolution. The runs start from gravitational and hydro-dynamical equilibrium (which is not a thermodynamic, chemical or SF equilibrium) and all the gas initially at a WNM HI phase. Such initial conditions can be seen as rough proxies for the states expected as results of (minor) mergers or infall from cold flows. An initial WNM phase for the HI gas reservoir is deemed suitable for diffuse, far-UV illuminated gas of the type observed at high Galactic latitudes and expected at large galactocentric distances of spiral galaxies (e.g. Maloney 1993; Kaufmann et al. 2009). The models are run for ≈ 1 Gyr, after which the resulting gas and star distributions are extracted and mapped.

The central result we present here is that the models show significant deviations from the S-K relations, especially the S-K(HI+H₂) one, during strong galaxy evolution when the ISM phases and star formation are out of equilibrium. This is shown in Figure 1 from where it can be readily discerned that the SFRs deviate from those anticipated by the S-K relations especially at early evolutionary times, and such deviations are particularly pronounced and prolonged for metal-poor systems (A1, B1, and E1). In the latter cases there are periods when the CO-derived S-K relation will overestimate or underestimate the underlying star formation which, for gas-rich *and* metal-poor systems (E1), can last well into later evolution times ($T \sim 0.2\text{--}0.5$ Gyrs). This seems to be an effect of the greater sensitivity of CO destruction at low metallicities where this molecule survives only in the densest of the CNM gas, itself spawning star-forming regions very fast, which in turn destroy the CO. The fact that this behavior emerges for both a small (A1) and a $10\times$ larger metal-poor system (B1) suggests that this SFR “oscillation” with respect to a S-K(CO) relation (Figure 1) is not due to mere stochastic scatter from a smaller number of star forming sites.

Significant and systematic deviations from the S-K(HI+H₂) relation during early galaxy evolution epochs ($T \lesssim 0.2\text{--}0.3$ Gyrs) occur for most of our models, and are particularly pronounced for the very gas-rich systems (Fig. 1: E1, D1 models). The latter relation, a common sub-grid element of cosmological structure formation models, thus seems inapplicable during periods of strong galaxy evolution. Unfortunately the S-K(H₂) relation may not fare much better during such epochs (e.g. C1, E1 in Fig.1, and F1 in Fig.2), and only S-K(CO) remains a good predictor of the underlying star formation at early evolutionary times. The latter occurs for metal-rich systems with moderate amounts of gas (e.g. C1, C1-MR in Fig.1, and F1, F1-MR in Fig.2), i.e. systems like those used to derive the S-K relation in the local Universe. The S-K(CO) relation fares better since CO forms only in the dense and cold regions of the H₂ gas phase and thus tracks the SF sites more closely, but even this *observable* relation seems to underpredict the true SFR in very gas-rich systems (Fig. 1: D1, E1). This happens even for the metal-rich system (D1) where CO tracks the H₂ distribution well, and thus these deviations are not due to CO failing to trace the H₂ gas. During those early epochs *gas-rich systems can appear as undergoing periods of very efficient star formation* (i.e. little

CO-bright H_2 gas but strong ongoing star formation), and application of the S-K(CO) relation using their *observed* SFRs would thus imply much more molecular gas than actually present.

Epochs during which the actual SFRs can be significantly *lower* than the (S-K)-predicted ones also exist (e.g. in A1, A1-MR, B1, E1, E1-MR), and are indeed expected during intervals of strong galaxy evolution when large, out-of-equilibrium, amounts of warm ($\sim 10^3$ – 10^4 K) HI and H_2 gas mass are produced by spatially extended and almost coherent starburst episodes. During such times the star-forming CNM H_2 gas phase may contain little mass yet the S-K(HI+ H_2) relation cannot account for this as it considers all the gas as star formation “fuel”, even when in a phase thermodynamically far-removed from the one actually forming stars in galaxies. In metal-poor systems, rather surprisingly, we also find periods where even CO-bright gas experiences star formation lower than expected from the S-K(CO) relation, and this can happen even during later evolutionary times (models: A1,B1,E1). A recent study of low-metallicity high-redshift systems using cosmological-sized simulations also finds marked deviations of the actual SFR from that expected from the S-K relations (Gnedin & Kravtsov 2010) although its applicability to actual observations is hindered by the fact that the CO molecule (the true observable) is not considered. Moreover the larger volumes modeled in such studies necessitate the use of more sub-grid physics of e.g. H_2 formation, which in turn can make their galaxy-sized results more dependant on the particular assumptions made to set up the sub-grid ISM model.

Examining the earliest epochs ($T < 150$ Myr) of our most massive galaxy models at a finer timestep yields better resolved deviations of their intrinsic SFRs from those predicted by the S-K relations (Figures 2, 3). During those early times, when the evolution of a galaxy is the strongest, these deviations are the largest and remain most prominent in very gas-rich systems (e.g. D1, E1 in Figure 2), while they persist for longer times in the metal poor ones (E1 in Figure 1). However it must be pointed out that significant deviations can still be found in galaxies with lower gas fractions, typical in the local Universe (e.g. models A1, A1-MR, B1, B1-MR in Figure 1). These are within the significant dispersion of actual SFRs around the S-K relation observed in systems in the local Universe (\sim a factor of 10), and suggests limitations of such relations as reliable predictive tools of star formation rate for a given amount of gas to better than an order of magnitude, even for normal galaxies. If, as our simulations suggest, such a dispersion is mostly non-stochastic in nature and the result of the various feedback factors in action (e.g. SNR-induced shocks, far-UV radiation variations, strong non-equilibrium WNM \leftrightarrow CNM HI mass exchange) then use of S-K relations as sub-grid elements of star formation physics in galaxy formation models *can impart serious limitations on their predictive power even for present-epoch disk galaxies.*

2.2. Evolution of the largest gas-rich systems

Interestingly the largest disk with the smallest gas mass fraction and a solar metallicity (model F1) settles relatively quickly into a full conformance to the S-K relations after ~ 50 Myr (Figure 2), and this is the type of systems for which such relations have been established in the local Universe.

Moreover unlike previous cases, the SFR deduced from the S-K(CO) relation now remains close to the actual one (Figure 2, models: F1, F1-MR), even during those first 50 Myr of strong SFR time-dependance and its large deviations from the S-K(HI+H₂) and S-K(H₂) relations. This underscores the central role of the CO-bright H₂ gas as the phase most closely associated with the star forming sites, reflecting the fact that CO forms in the densest regions of the CNM H₂ gas which are also the regions where star formation happens and proceeds the fastest.

For disks with the same size but gas mass fractions of 50%, akin to galaxies found recently at high redshifts (Daddi et al. 2010; Tacconi et al. 2010), we find the largest and most sustained deviations of the actual SFR from the S-K(HI+H₂) relation (Figure 3). The S-K(H₂) and even more so the S-K(CO) relation follow SFR(t) more closely though significant deviations still exist. Thus structure formation models where star formation of such disks is followed using an S-K(HI+H₂) relation as a sub-grid element of star formation physics may *significantly underestimate the rate of stellar mass built-up*.

3. Discussion

In the local Universe large variations of the so-called star formation efficiency $SFE = SFR/M_{\text{gas}}$ have been found in galaxies, with the very H₂-rich Ultra Luminous Infrared Galaxies (ULIRGs) having 10× or higher SFEs than quiescent spirals. If the framework of the S-K relation is maintained such variations imply different (k) exponents for different galaxy types, with ULIRGs having $k \sim 1$ while quiescent spirals and HI-rich objects reaching up to $k \sim 2$ (Schmidt 1959; Wong & Blitz 2002; Gao & Solomon 2004). This has been attributed to a strongly varying fraction of the SF-fueling versus the total gas reservoir among galaxies, with the CO-bright molecular gas and its even denser HCN-bright phase as the actual star forming gas (Wong & Blitz 2003; Gao & Solomon 2004; Wu et al. 2005). Our numerical simulations corroborate this picture and further reveal S-K deviations as the complex outcome of strong, non-linear, and highly non-equilibrium mass and energy exchange among the various ISM phases and the stellar component during times of strong galaxy evolution. In that regard the varying global SFE’s and k-values then simply reflect the ergodic “unfolding” of such non-equilibrium events over sets of galaxies in the local Universe, and the attempts to parametrize it in a simple fashion (i.e. in terms of S-K relations). The significant dispersion that is typically observed around the S-K relation (factors of $\sim 5-10$ when derived for systems spanning a large range of properties and SFRs) is then simply masking a deeper set of ongoing physical processes in the ISM of star-forming galaxies. As our simulations suggest, during strong galaxy evolution such processes can set star formation wandering significantly above or below a “mean” S-K relation, much reducing its predictive power.

3.1. Current observational evidence and biases

Unfortunately unbiased studies of the relation between star formation and the ambient gas supply are currently possible only in the local Universe, with an unbiased census of the *total* gas mass being the main obstacle at high redshifts. This is because currently neither HI nor the CO-bright H₂ gas mass distribution can be routinely imaged (via the 21 cm and CO J=1–0 lines) in high redshift galaxies. Thus a high-*z* study of the S-K relation using exactly the same gas mass tracers used to establish it locally is not possible at present. As our simulations indicate gas-rich systems can stay close to the S-K(CO) relation, but deviate substantially from the S-K(HI+H₂) one. Moreover, since currently only CO J+1→J, J+1≥3 line observations are typically available for the distant Universe, they introduce *a bias towards the dense and warm star-forming molecular gas* which in turn can lead to a seemingly constant S-K(CO high-J) relation across cosmic epoch (e.g. Tacconi et al. 2010). This may simply reflect the fact that the dense molecular gas exciting such high-J CO lines remains the direct “fuel” of star formation with an almost constant SF efficiency in all galaxies (e.g. Gao & Solomon 2004) across cosmic epoch, but leaves open questions regarding the S-K(HI+H₂) or even the S-K(CO) relation (established with the CO J=1–0 line) in gas-rich systems at high redshifts.

There are some early indications for high-redshifts systems with much higher SFRs for the amount of CO-bright H₂ gas they contain (e.g. UV/optically selected galaxies, Tacconi et al. 2008), as well as evidence for systems with large CO-bright molecular gas reservoirs but with ≳10 times lower star-formation rates than those expected from the S-K(CO) relation (Nesvadba et al. 2009; Elbaz et al. 2009; Dannerbauer et al. 2009). From our study we expect that once much less biased gas mass measurements in the distant Universe will become possible with ALMA and the EVLA, galaxies systematically deviating from (S-K)-type phenomenological relations will be uncovered, and such deviations will be especially prominent for metal-poor and/or very gas-rich star-forming systems.

4. Conclusions

Our results are of special importance for the modeling of very gas-rich and/or metal-poor progenitors of present-epoch galaxies found in the distant Universe, or systems where major gas mass accretion events frequently “reset” their evolutionary states back to gas-rich ones. In such cases the non-equilibrium, non-linear, mass/energy exchange between the various ISM phases and the stellar component may come to dominate significant periods of intense star formation and stellar mass built-up during which the S-K relation is not applicable. In short we find that it may work well for present-epoch metal-rich spirals with modest remaining gas mass fractions (i.e. systems for which the (S-K) relations were originally deduced), but not for their very gas-rich/metal-poor progenitors in the Early Universe. The importance of such deviations of the actual star formation rates from those expected from S-K relations does not lie so much in their magnitude (though

this must be explored further for gas-rich systems larger than the ones modelled here) rather than their systematic nature (e.g. star-forming systems spending certain periods with always higher or always lower SFRs than those estimated from the S-K relations). It is the latter that may make such phenomenological relations poor choices for the sub-grid physics of star-formation in rigorous structure formation models in a cosmological setting.

Finally we note that when it comes to the large gas-rich galaxies that are currently accessible at high redshifts our results, drawn for less massive systems, remain provisional. Nevertheless for more massive and very gas-rich star-forming systems the larger amplitudes of ISM equilibrium-perturbing agents (e.g. SNs, far-UV radiation fields), and the shorter timescales characterizing their variations, will more likely than not exaggerate the deviations of true star formation versus the one expected from (S-K)-type phenomenological relations. An unbiased observational effort to find and study (S-K)-deviant galaxies at high redshifts (soon to be possible with ALMA and the EVLA over a wide range of galaxy masses), as well as extending detailed numerical modeling of gas and stars towards larger systems (as computational capabilities improve), are important in establishing the validity range of S-K relations and thus their utility as an important sub-grid element in models of structure formation in the Universe.

We would like to take this opportunity to thank the referee for several comments and suggestions that improved this work and expanded the scope of the original paper, especially when it comes to the simulations of the larger systems presented here.

REFERENCES

- Baugh C. M. 2005, Reports on Progress in Physics, Vol. 69, Issue 12, p. 3101
- Bigiel F., Leroy A., Walter F. et al. 2008, ApJ, 136, 2846
- Cox T. J., Dutta S. N., & Di Matteo T. et al. 2006, ApJ, 650, 791
- Cox, T. J., Jonsson P., Primack J. R., & Somerville R. S. 2006, MNRAS, 373, 1013
- Daddi E., Bournaud F., Walter F., et al. 2010, ApJ, 713, 686
- Dannerbauer H., Daddi E., Riechers D. A., et al. 2009, ApJ, 698, L178
- Dopita M. A., & Ryder S. D. 1994, ApJ, 430, 163
- Elbaz D., Jahnke K., Pantin E., Le Borgne D., & Letawe G. 2009, A&A (in press, arXiv:0907.2923)
- Gao Y., & Solomon P. M. 2004, ApJ, 606, 271
- Gerritsen J. P. E. 1997, *Ph.D Thesis*, Groningen University, The Netherlands

- Gnedin Y., Tassis K., & Kravtsov A. Y. 2009, ApJ, 697, 55
- Gnedin Y., & Kravtsov A. Y. 2010, ApJ, 714, 287
- Governato F., Willman B., Mayer L. et al. 2007, MNRAS, 374, 1479
- Israel F. P. 1997, A&A, 328, 471
- Kaufmann T., Bullock J. S., Maller A. H., Fang T. & Wadsley J. 2009, MNRAS, 396, 191
- Kennicutt J. 2008, in *Pathways Through an Eclectic Universe*, ASP Conference Series, Vol. 390, pg. 149
- Kennicutt J. 1998, ApJ, 498, 541
- Kravtsov A. V., Gnedin O. Y., & Klypin, A. A. 2004, ApJ, 609, 482
- Maloney P., & Black J. H. 1988, ApJ, 325, 389
- Maloney P. 1993, ApJ, 414, 41
- Narayanan D., Cox T. J., Hayward C. C., Younger J. D., & Hernquist L. 2009, MNRAS, 400, 1919
- Nesvadba N. P. H., Neri R., De Breuck C. et al. 2009, MNRAS, 395, L16
- Pak S., Jaffe D. T., van Dishoeck E. F., Johansson L. E. B., & Booth R. S. 1998, ApJ, 498, 735
- Pelupessy F. I., Papadopoulos, P. P., & van der Werf P. 2006, ApJ, 645, 1024
- Pelupessy F. I., Papadopoulos, P. P., 2009, ApJ, 707, 954
- Robertson B. E., & Kravtsov A. V. 2008, ApJ, 680, 1083
- Röllig M., Ossenkopf, V., Jeyakumar, S., Stutzki, J., & Sternberg, A., 2006, A&A, 451, 917
- Schmidt M. 1959, ApJ, 129, 243
- Schaye J. & Della Vecchia, C., 2008, MNRAS, 383, 1210
- Springel V., & Hernquist L. 2003, MNRAS, 339, 289
- Springel V., Di Mateo T., & Hernquist L. 2005, MNRAS, 361, 776
- Tacconi L. J., Genzel R., Smail I., et al. 2008, ApJ, 680, 246
- Tacconi L. J., Genzel R., Neri R., et al. 2010, Nature, 463, 781
- Tasker E. J., & Bryan G. L. 2008, ApJ, 673, 810
- Tasker E. J. & Tan J. C. 2009, ApJ, 700, 358

Wong T., & Blitz L. 2002, ApJ, 569, 157

Wu J., Evans N. J. II, Gao Y., et al. 2005, ApJ, 635, L173

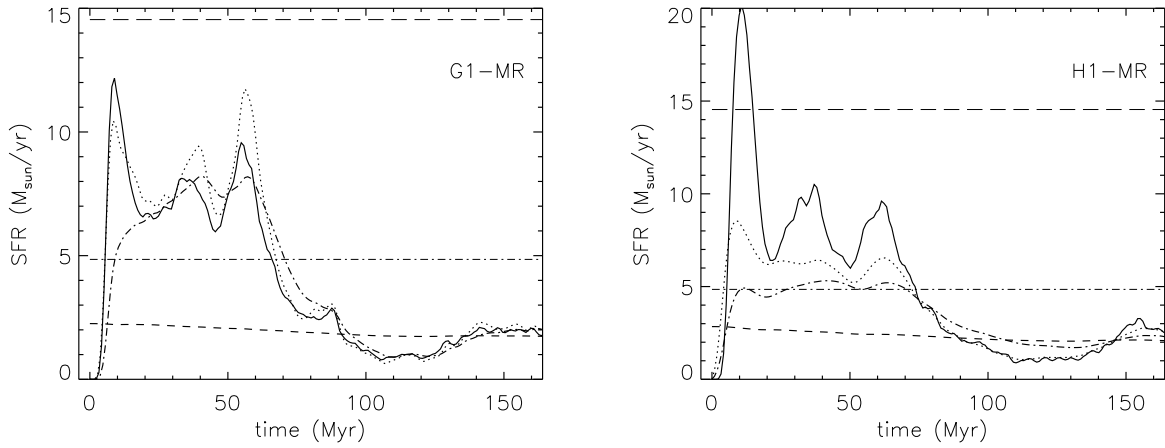


Fig. 3.— The early evolution of the largest gas-rich systems with 50% gas mass fraction and metallicities of $Z=0.2Z_{\odot}$ (G1-MR) and $Z=Z_{\odot}$ (H1-MR) (see Table 1 for details). The SFRs from the various S-K relations are denoted by lines as in Figures 1 and 2. Two horizontal lines now show the SFR of the Antennae galaxy (dash-dotted), and BzK galaxies (Daddi et al. 2010) (dashed), re-normalized to the gas content of our models.