

The Rotating Mass Matrix, the Strong CP Problem and Higgs Decay

Michael J BAKER* TSOU Sheung Tsun†

Mathematical Institute, University of Oxford,
Oxford, OX1 3LB, United Kingdom

Abstract

We first show that the rotating mass matrix hypothesis suggested earlier, where the massive eigenvector of a rank-one mass matrix changes with renormalization scale, is consistent with the latest experimental data on fermion mass hierarchy and mixing, including the CP violating KM phase. We obtain thereby a smooth trajectory for the massive eigenvector as a function of the scale. Using this trajectory we next study Higgs decay and find suppression of $\Gamma(H \rightarrow c\bar{c})$ compared to the standard model predictions for a range of Higgs masses. We also give limits for flavour violating decays, including a relatively large branching ratio for the $\tau^- \mu^+$ mode.

1 Introduction

Even though the standard model is a tremendously successful theory, there are many aspects of it which are not understood. Among the most puzzling of these is the hierarchy of masses across generations. The rotating mass matrix picture purports to give a natural answer to the mass hierarchy problem. It also relates fermion masses to the CKM and MNS matrices, an appealing feature which has previously been considered in other contexts, e.g., [1].

By a rotating mass matrix we mean a rank-one mass matrix whose top eigenvector changes direction in generation space as a result of its evolution with renormalization scale. In this paper we wish to show that the rotating mass matrix hypothesis is fully consistent with the current experimental data

*bakerm@maths.ox.ac.uk

†tsou@maths.ox.ac.uk

on both the fermion masses and mixing angles, except for the masses of the lightest quarks for which the implication of the hypothesis is not clear. This work represents a serious advance from previous tests, which were either model-dependent [2], or limited to 2 generations by available data at the time [3]; and none of those could incorporate the CP phase in the CKM matrix as we now can, using a newly suggested mechanism [4].

We find a smooth trajectory for the top eigenvector which results in a very good CKM matrix, with all the relevant parameters within experimental error, giving a strong CP-violating theta-angle of order unity. We then apply these results to Higgs decay and some flavour-violating decays for a range of Higgs masses. The Higgs decay presents interesting and testable features consistent with the predictions of [5]. The flavour-violating decays are found to be all within experimental bounds.

2 Consistency of the Rotating Mass Matrix Hypothesis with Data

2.1 Preliminaries

The use of a rotating mass matrix to generate lower generation masses and nontrivial mixing was suggested in [2] and further described in [6]. Here we need only to very briefly recall its essential features, and introduce some notations and formulae to be used in the phenomenological fit.

Following Weinberg [7] we put the mass matrix in a hermitian form without γ_5 . If, in addition, it is rank-one, then we can write

$$m = m_T \boldsymbol{\alpha} \boldsymbol{\alpha}^\dagger \quad (1)$$

where m_T is the non-vanishing eigenvalue of m and $\boldsymbol{\alpha}$ is its normalised eigenvector. We shall assume that only $\boldsymbol{\alpha}$, identical for the up- and down-type quarks, changes under renormalization and not the eigenvalue m_T , which depends only on the type of fermions. In this work we are concerned only with a phenomenological fit and so do not refer to any specific renormalization scheme. Models for this were treated in [2, 6]. For ease of presentation we shall now give formulae for the up-type quarks, so that $m_T = m_U$. The cases for the down-type quarks and leptons are similar.

In renormalization theory it is usual to define particle masses at a scale equal to the mass itself. Similarly, in the current scheme we define the state vector of the top quark, \mathbf{v}_t , as the massive eigenvector at the scale of the top quark, $\mathbf{v}_t = \boldsymbol{\alpha}_t$, where we denote $\boldsymbol{\alpha}(\mu = m_i)$ by $\boldsymbol{\alpha}_i$. The eigenvalue of the

mass matrix at this scale will then give the top quark mass, so $m_U = m_t$. We then run the scale to the mass of the charm quark. The particle state vectors \mathbf{v}_t and \mathbf{v}_c must be orthogonal, but the eigenvector $\boldsymbol{\alpha}_c$ need not be orthogonal to \mathbf{v}_t . We thus take the charm quark state vector to lie in the subspace orthogonal to \mathbf{v}_t in the direction of $\boldsymbol{\alpha}_c$, i.e., $\mathbf{v}_c \parallel \text{proj}_{\mathbf{v}_t^\perp}(\boldsymbol{\alpha}_c)$. At $\mu = m_c$ the charm quark state vector, \mathbf{v}_c , has in general a component in the direction of the massive eigenvector $\boldsymbol{\alpha}_c$. Thus the particle state acquires some mass via a ‘leakage’ from the massive state at $\mu = m_c$, even though it was massless at $\mu = m_t$. One can think of an effective $\boldsymbol{\alpha}^{\text{eff}} \in \mathbf{v}_t^\perp$, $\boldsymbol{\alpha}^{\text{eff}} = \text{proj}_{\mathbf{v}_t^\perp}(\boldsymbol{\alpha})$. This $\boldsymbol{\alpha}^{\text{eff}}$ will correspond to the eigenvector of a 2×2 rank-one matrix (since at this scale only the up and charm quarks can be produced), whose eigenvalue at $\mu = m_c$ will be m_c . We then follow a similar procedure to define \mathbf{v}_u . This procedure gives the masses of the up-type quarks to be

$$\begin{aligned} m_t &= m_U, \\ m_c &= m_U(|\boldsymbol{\alpha}_c \cdot \mathbf{v}_c|)^2, \\ m_u &= m_U(|\boldsymbol{\alpha}_u \cdot \mathbf{v}_u|)^2. \end{aligned} \tag{2}$$

Thus all the quark states get nonzero masses, as experimentally indicated, while the mass matrix itself remains rank-one with two zero eigenvalues at any scale. This important property of the rotating mass matrix, which may at first sight be surprising, comes about because of unitarity which requires that the mass matrix be truncated to remove those states below the threshold at which these states cease to be physical states. Hence in this ‘leakage’ mechanism physical masses are eigenvalues of the physical (truncated) mass matrix and not necessarily eigenvalues of the rotating mass matrix, and so can be nonzero while the rotating mass matrix retains its two zero eigenvalues at all scales. The fact that we should truncate the mass matrix at scale thresholds (as at $\mu = m_c$ above) is similar to what one has to do to the multi-channel S -matrix [8, 9]. At scales below the highest channel the S -matrix will have to be truncated from say $n \times n$ to $(n-1) \times (n-1)$ in order to maintain unitarity, while the S -matrix itself remains analytic at all scales. For further discussions on these points see, e.g., [10].

It should be noted that due to confinement in the strong sector the relation between experimental measurements of the light quark masses and the definition we adopt above is unclear. For this reason we do not include the masses of the u and d quarks in this study.

As the rotation of $\boldsymbol{\alpha}$ will be driven by some renormalization group equation we shall be interested in finding a smooth trajectory. Although in specific models [2, 6] so far constructed all particle types share the same trajectory, this is not necessary in general. We find, however, that we can well accom-

modate all particle types on the same trajectory.

The state vectors of both the up- and down-type triads are determined at scales equal to the masses of the second generation, so that the above procedure determines all six quark state vectors. This in turn gives a matrix V

$$V_{ij} = \langle \mathbf{v}_i^{\text{up}} | \mathbf{v}_j^{\text{down}} \rangle \quad (3)$$

where $|\mathbf{v}_i^{\text{up(down)}}\rangle$ are the state vectors so obtained. This matrix V would be the CKM matrix if there was no extra contribution from the theta-angle term in the QCD Lagrangian, the effects of which will now have to be considered.

It has long been known [11] that if there is at least one massless quark then the CP violating term in the QCD Lagrangian can be absorbed by a chiral transformation on the massless quark field. The quark must be massless since otherwise this chiral transformation would make its mass parameter complex which would in turn lead to CP violating effects which are not seen [12].

Now the rotating mass matrix scheme has, as noted above, the special property that the matrix can remain rank-one, i.e., with two zero eigenvalues, while giving nonzero masses to all the quarks. This means that one can rotate away any theta-angle term in the QCD action by a chiral transformation without the necessity of having a physical massless quark [10]. Further, as is shown in [4], the phase removed by the chiral transformation gets transmitted by the rotation to the CKM matrix and gives rise there to a Kobayashi-Makawa CP-violating phase, even if the matrix in (3) is real. If we set up a Darboux triad consisting of the radial vector $\boldsymbol{\alpha}(\mu)$, the tangent vector $\boldsymbol{\tau}(\mu) \parallel \dot{\boldsymbol{\alpha}}(\mu)$ and the normal vector $\boldsymbol{\nu}(\mu)$ orthogonal to both, then it is argued in [4] that in order to preserve hermiticity of the mass matrix the chiral transformation should be effected in the normal direction $\boldsymbol{\nu}(\mu)$. If we choose axes such that $\boldsymbol{\nu}$ is the third axis, then the chosen chiral transformation will give rise to a phase rotation of the left-handed fields

$$P_0 = \begin{pmatrix} 1 & 0 & 0 \\ 0 & 1 & 0 \\ 0 & 0 & e^{-i\theta/2} \end{pmatrix}, \quad (4)$$

where θ is the strong CP theta-angle.

If we consider the up-type quarks for a moment, we have that $\boldsymbol{\tau}$ and $\boldsymbol{\nu}$ lie in the same plane as \mathbf{v}_c and \mathbf{v}_u at $\mu = m_t$, and so the Darboux triad must be related to the state vector triad by a rotation in this plane,

$$\Omega_U = \begin{pmatrix} 1 & 0 & 0 \\ 0 & \cos \omega_U & -\sin \omega_U \\ 0 & \sin \omega_U & \cos \omega_U \end{pmatrix}. \quad (5)$$

Here ω_U is the angle between $\boldsymbol{\tau}$ and \mathbf{v}_c . Following [4] we find that the CKM matrix is given by

$$V_{\text{CKM}} = (\Omega_U^{-1} P_0 \Omega_U) V (\Omega_D^{-1} P_0^{-1} \Omega_D) \quad (6)$$

where V is the unitary matrix in (3). The mass formula (2) is unaltered by this chiral transformation. For given V , ω_U and ω_D the experimental value of the Jarlskog invariant can then be used to fix θ .

Assuming that the phases in $\boldsymbol{\alpha}$ do not change with scale is equivalent to assuming that all CP violating effects in the CKM matrix come from the strong theta-angle term in the manner set out above. Since the masses and mixing angles depend only on the inner products of $\boldsymbol{\alpha}$ with the state vectors the phases will cancel out in this case. This means we can take these vectors to be real without loss of generality. For simplicity we shall do so in our fit below and V then becomes an orthogonal matrix.

We could consider the leptonic sector analogously. However, it is not known whether neutrino oscillations violate CP symmetry. It is also not known if neutrinos are Majorana particles, which would cause extra phases to enter the MNS matrix. As experiments so far have nothing to say about these points, and very little is known about neutrino masses, we do not consider the neutrinos in this work.

2.2 Fitting $\boldsymbol{\alpha}(\mu)$ to data

The rotating mass matrix scheme has $\boldsymbol{\alpha}$ as a fundamental object, and the state vectors are derived from this. To test this hypothesis we shall start from real orthonormal state vectors and use experimental data to find a consistent trajectory of $\boldsymbol{\alpha}$. We first choose the up type quarks to have state vectors:

$$\mathbf{v}_u = (1, 0, 0)^\dagger, \quad (7)$$

$$\mathbf{v}_c = (0, 1, 0)^\dagger, \quad (8)$$

$$\mathbf{v}_t = (0, 0, 1)^\dagger, \quad (9)$$

which we are free to do. Once we have chosen a V we can define the down type quark state vectors, $\mathbf{v}_{d,s,b} = V\mathbf{v}_{u,c,t}$. There are no explicit physical constraints on the matrix V so we are free to choose any orthogonal matrix.

For the top quark $\boldsymbol{\alpha}(\mu = m_t) = \mathbf{v}_t$, and similarly $\boldsymbol{\alpha}(\mu = m_b) = \mathbf{v}_b$. The leakage mechanism then fixes $\boldsymbol{\alpha}_c$ and $\boldsymbol{\alpha}_s$ in terms of the quark masses:

$$\boldsymbol{\alpha}_c = \sqrt{m_c/m_t} \mathbf{v}_c + \sqrt{1 - m_c/m_t} \mathbf{v}_t, \quad (10)$$

$$\boldsymbol{\alpha}_s = \sqrt{m_s/m_b} \mathbf{v}_s + \sqrt{1 - m_s/m_b} \mathbf{v}_b. \quad (11)$$

The two vectors \mathbf{v}_t and \mathbf{v}_c define a plane. All that the mass ratio m_u/m_t tells us about $\boldsymbol{\alpha}_u$ is the angle which it makes with this plane. We can thus restrict $\boldsymbol{\alpha}_u$, and similarly $\boldsymbol{\alpha}_d$, to lie somewhere on a line, parametrised by $t \in [0, 2\pi)$:

$$\boldsymbol{\alpha}_u = \sqrt{m_u/m_t} \mathbf{v}_u + \sqrt{1 - m_u/m_t} \mathbf{v}_c \cos(t) + \sqrt{1 - m_u/m_t} \mathbf{v}_t \sin(t), \quad (12)$$

$$\boldsymbol{\alpha}_d = \sqrt{m_d/m_b} \mathbf{v}_d + \sqrt{1 - m_d/m_b} \mathbf{v}_s \cos(t) + \sqrt{1 - m_d/m_b} \mathbf{v}_b \sin(t), \quad (13)$$

where we will choose the signs of the square roots so that we obtain a right handed triad. The restrictions on $\boldsymbol{\alpha}_i$ for the charged leptons were found in an analogous way, replacing (u, c, t) with (e, μ, τ) .

Before we give any results we will take a moment to discuss their presentation. The state vectors and $\boldsymbol{\alpha}$ are in \mathbb{R}^3 and of unit length so take values on the surface of a unit sphere. We will represent their positions by stereographically projecting onto \mathbb{R}^2 . It turns out that $\boldsymbol{\alpha}$ does not need to rotate very far from $\mu = m_t$ to $\mu = m_e$ so most of the action happens in a small area on the sphere. We have chosen the south pole of the projection to be at the position of \mathbf{v}_τ . This means that there will not be much distortion introduced by the stereographic projection; geodesics in this region on the sphere will be almost straight lines on the plane. Figure 1 shows the unit sphere with the region we will be interested in enclosed in a box. The curve within the box shows the best fit line we find and the point shows the south pole of the projection, \mathbf{v}_τ . The projection itself is shown on the right. The metric on the sphere is given by

$$ds^2 = \frac{4}{(1 + u^2 + v^2)^2} (du^2 + dv^2) \quad (14)$$

for coordinates on the plane u and v . Over the boundary box in figure 1 the metric ranges from $4(du^2 + dv^2)$ to $3.76(du^2 + dv^2)$; there is a maximum distortion of a length in the stereographic projection of 3%.

Though we assume that the trajectory of $\boldsymbol{\alpha}$ is universal, there is no physical constraint on the relation between the quark and lepton sectors. We thus have the freedom to match these two sectors to give the smoothest trajectory. As mentioned previously we also have a freedom in choosing the matrix V . To find the best matching we ranged over, and then applied simplex optimisation at good regions in, the parameter space of quark-lepton

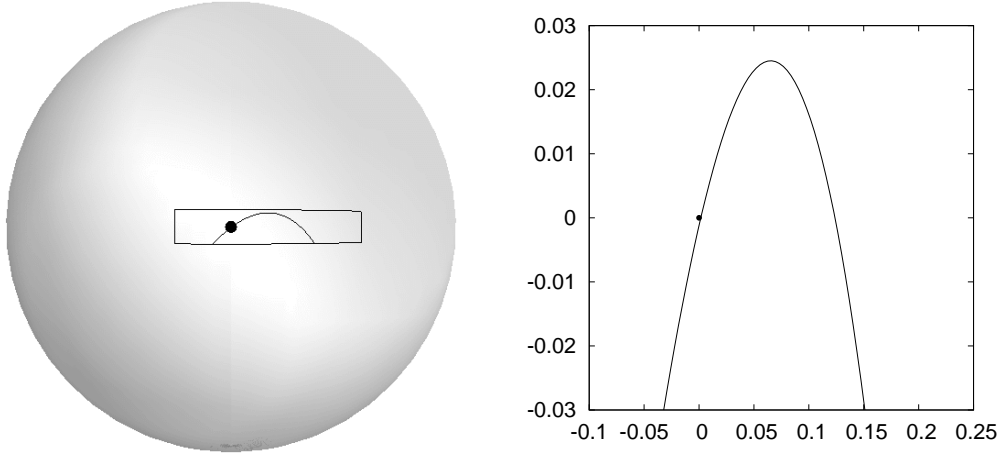


Figure 1: The state vectors and α range over a unit sphere in \mathbb{R}^3 . These are conveniently represented as points on the plane under stereographic projection. The point shown lies at the south pole of the projection. The box on the sphere is the boundary of the plot on the right, and the curve shows the best fit line found.

sector matching matrices and quark mixing matrices, V . The positions of $\alpha_{t,c,b,s,\tau,\mu}$ were found and projected onto the plane. We then fit a cubic line to these points on the plane using a non-linear least squares algorithm. Previous work [3] has shown that the cumulative arc length between α_x can be modelled by an exponential function at high scales. Accordingly, we then fit an exponential function to the cumulative arc length, excluding the strange quark and the electron. The strange quark was excluded since the interpretation of its intermediate mass is somewhat uncertain in this scheme. The electron was excluded firstly since we are only interested in the relationship at higher scales and secondly since we do not have good restrictions on the cumulative arc length, as α_e can only be constrained to lie on a line. Finally we use the Jarlskog invariant to fix the value of θ and so determine the magnitudes of the elements of the CKM matrix. We chose the quark-lepton sector matching and the matrix V which produced absolute values of the CKM elements close to the experimentally measured magnitudes whilst maximising the R-Squared value of both the cubic and the exponential fit. The R-Squared value of a fit is given by

$$R^2 \equiv 1 - \frac{\sum_i^N (y_i - f_i)^2}{\sum_i^N (y_i - \bar{y})^2} \quad (15)$$

where y_i are the y coordinates of N data points, f_i are the y coordinates of the best fit line at the same x coordinates and $\bar{y} = \frac{1}{N} \sum_i^N y_i$.

Figure 2 shows the cubic best fit line along with the positions of α_x . The experimental errors in the masses of the quarks lead to an uncertainty in the position of α_c and α_s . The 1σ errors in the quark masses restrict α_c and α_s to lie on the lines shown. The cubic best fit line is

$$0.75x - 4.83x^2 - 9.19x^3. \quad (16)$$

The cumulative arc length between α_x 's was found after mapping the cubic best fit line onto the sphere through an inverse stereographic projection.

Figure 3 shows that the arc lengths between α_t , α_b , α_τ , α_c and α_μ are well fitted by the exponential curve

$$0.104 \exp(-1.228 \log_{10}(\mu)) - 0.0061 \quad (17)$$

for μ in GeV. This is in good agreement with the results from the planar approximation found in [3]. The point α_s does not fit on the exponential curve. This is expected, as the light mass of the s quark means that the definition of mass we use is not entirely correct for it. The arc length to α_e is estimated by the arc length to α_c line. This is just an estimate since α_e may sit anywhere on this line. It is however clear that α_e is unlikely to sit on the exponential curve found. Various models which employ the rotating mass matrix mechanism suggest a $\tanh(\mu)$ like behaviour, with fixed points for the rotation at $\mu = 0$ and $\mu = \infty$, so it is not surprising that the exponential fit matches the data well at higher scales but not at lower scales. For the later work on Higgs decay we only need to model the behaviour at high scales.

For this trajectory we find $\omega_U = 0.09$ radians and $\omega_D = 0.25$ radians. Fitting a Jarlskog invariant of $J = 3.05 \times 10^{-5}$ gives a strong CP angle of 1.45 radians. These results are in line with estimates in [4]. The absolute values of the CKM matrix obtained are:

$$\begin{pmatrix} 0.97430 & 0.2252 & 0.00357 \\ 0.2251 & 0.97345 & 0.0415 \\ 0.00879 & 0.0407 & 0.999134 \end{pmatrix}, \quad (18)$$

which can be compared with the experimental values [13]:

$$\begin{pmatrix} 0.97419 \pm 0.00022 & 0.2257 \pm 0.0010 & 0.00359 \pm 0.00016 \\ 0.2256 \pm 0.0010 & 0.97334 \pm 0.00023 & 0.0415^{+0.0010}_{-0.0011} \\ 0.00874^{+0.00026}_{-0.00037} & 0.0407 \pm 0.0010 & 0.999133^{+0.000044}_{-0.000043} \end{pmatrix}. \quad (19)$$

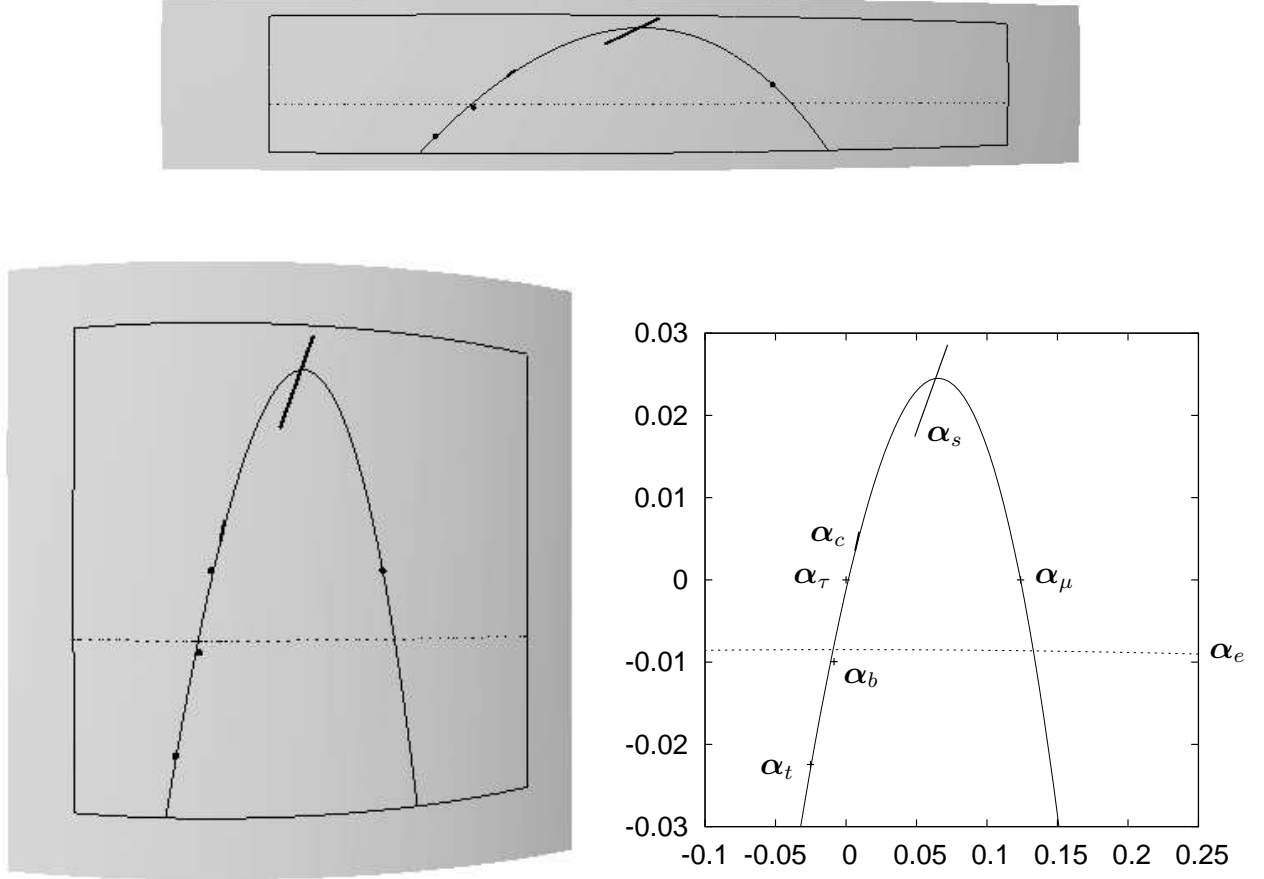


Figure 2: The positions of α at various scales determined partly by experimental constraints and partly by our choices as described in the text. The position of α_e is constrained to lie somewhere on the dotted line. The cubic best fit line is shown by the solid line. The top shows these on the sphere, left shows them on an ellipsoid with the axes stretched to match those of the stereographic projection while the right shows the stereographic projection with the positions of α_x indicated.

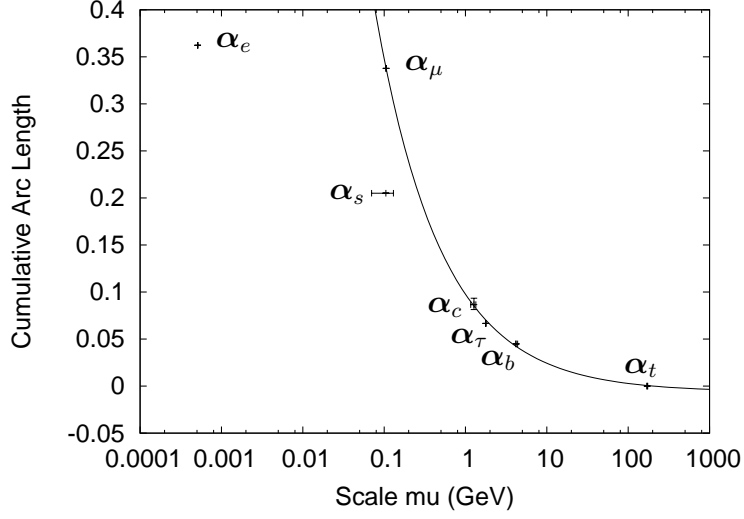


Figure 3: The cumulative arc length along the best fit line measured from α_t is well approximated by an exponential curve for all but α_s and α_e . A great circle gives an arc length of 2π in these units.

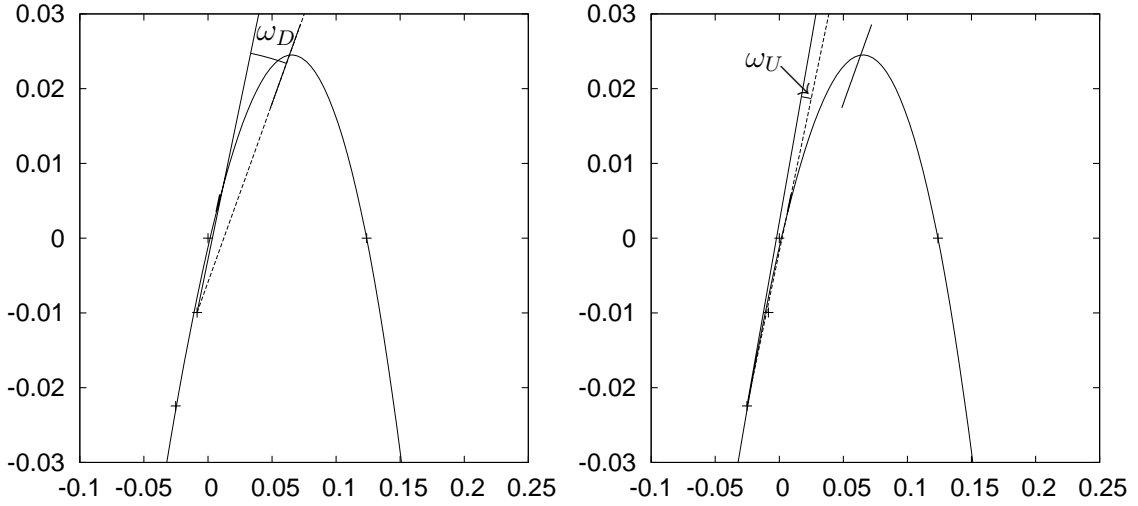


Figure 4: An illustration of the angle ω_D (ω_U). Here the state vector triad and the Darboux triad have their origins at α_b (α_t). The solid line shows $\tau(\mu) \parallel \dot{\alpha}(\mu)$ and the dashed line shows \mathbf{v}_s (\mathbf{v}_c). It should be remembered that the axes are not of equal scale and that this is a stereographic projection of the vectors so the angles cannot be directly read off.

We find the unitarity angles, defined and measured [13] as

$$\alpha = \arg \left(-\frac{V_{td}V_{tb}^*}{V_{ud}V_{ub}^*} \right) = (88_{-5}^{+6})^\circ, \quad (20)$$

$$\beta = \arg \left(-\frac{V_{cd}V_{cb}^*}{V_{td}V_{tb}^*} \right) = \frac{1}{2} \sin^{-1}(0.681 \pm 0.025), \quad (21)$$

$$\gamma = \arg \left(-\frac{V_{ud}V_{ub}^*}{V_{cd}V_{cb}^*} \right) = (77_{-32}^{+30})^\circ, \quad (22)$$

to be $\alpha = 88^\circ$, $\sin(2\beta) = 0.691$ and $\gamma = 70^\circ$.

3 Higgs Decay Branching Ratios

Now that we have found a trajectory of α which agrees well with experimental constraints we can use it to ask what the rotating mass matrix hypothesis may say about Higgs decay. Though we have so far ignored the lightest quarks note that the up and down triads are fixed at $\mu = m_c$ and $\mu = m_s$ respectively. We can make predictions for the branching ratios of modes involving the up and down quarks since we shall see that they depend only on the quark state vectors and the trajectory of α for $\mu \geq m_H/2$. We can similarly make predictions for modes involving the electron. Previously [5] the following Yukawa couplings have been suggested, e.g., for the up type quarks:

$$\mathcal{A}_{YK} = \rho_U \alpha \bar{\psi}_L \phi \psi_R \alpha^\dagger + h.c. \quad (23)$$

Choosing the gauge in which ϕ , the Higgs doublet, is real and points in the up direction and expanding the remaining real component about its minimum value ζ_W , $\phi_R^1 = \zeta_W + H$, we obtain the zeroth order mass matrix, equation (1), with $m_U = \rho_U \zeta_W$, and the first order coupling matrix of the Higgs boson to the quarks as

$$Y = \rho_U \alpha \alpha^\dagger. \quad (24)$$

Since this Yukawa coupling matrix depends on scale, μ , we need to take care in defining the details of Higgs decay. In constraining the trajectory of α we were considering fermion masses, whereas now we are considering Higgs decay. These are clearly related processes but in integrating the assumed underlying RGE the constant of integration may differ. It turns out that the correct calibration is a factor of 2 change in scale, i.e., $\alpha_H = \alpha(\mu = m_H/2)$ [5]. We take the scale of Higgs decay to be that of the Higgs mass, as usual. We can now use the best fit line to find the Higgs state tensor, $\alpha \alpha^\dagger$, as a function of Higgs mass.

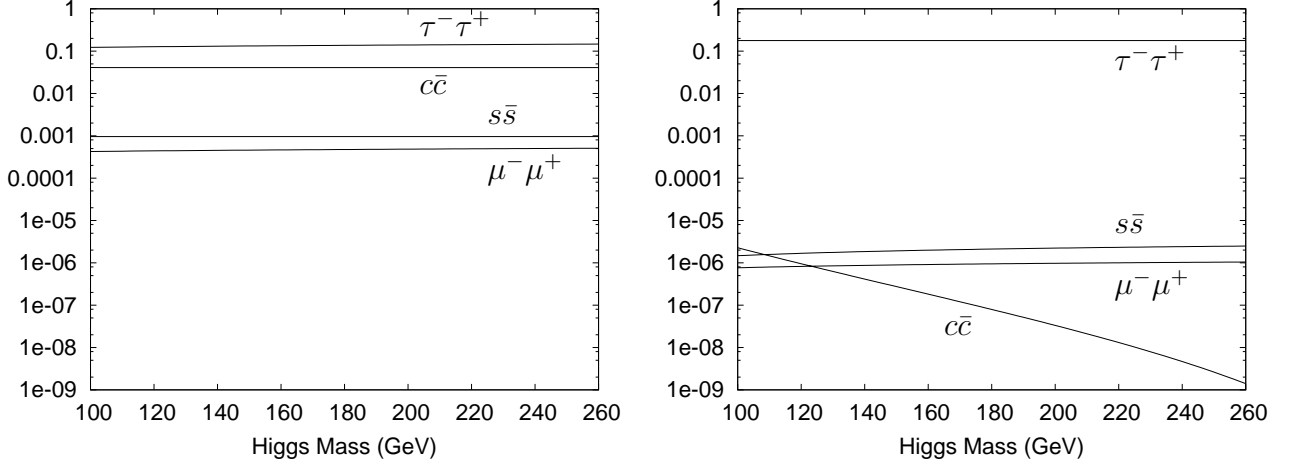


Figure 5: $\Gamma(H \rightarrow x\bar{x})/\Gamma(H \rightarrow b\bar{b})$ for various final state particles as predicted by the standard model (left) and the rotating mass matrix hypothesis (right).

We then get the coupling for Higgs decaying into $x\bar{y}$ as

$$A(H \rightarrow x\bar{y}) = \rho_T |\mathbf{v}_x \cdot \boldsymbol{\alpha}_H| |\mathbf{v}_y \cdot \boldsymbol{\alpha}_H|. \quad (25)$$

We can ignore any kinematic factors by considering ratios of branching ratios:

$$\frac{\Gamma(H \rightarrow x\bar{y})}{\Gamma(H \rightarrow b\bar{b})} = \frac{\rho_T^2 |\mathbf{v}_x \cdot \boldsymbol{\alpha}_H|^2 |\mathbf{v}_y \cdot \boldsymbol{\alpha}_H|^2}{\rho_D^2 |\mathbf{v}_b \cdot \boldsymbol{\alpha}_H|^4}. \quad (26)$$

LEP found a lower limit on the Higgs mass of 114.4 GeV at 95% confidence level [13]. Various upper bounds have been given for the standard model Higgs boson mass. Here we plot up to $m_H = 260$ GeV.

Since now we have explicit formulae for the best fit trajectory of $\boldsymbol{\alpha}$ and the relation between arc length and scale, at high energies, it becomes a simple matter to find the ratios of branching ratios, given by (26), for a range of Higgs masses. Figure 5 shows the standard model predictions for Higgs decay along with the predictions from the rotating mass matrix hypothesis. The standard model predictions were found using HDECAY [14]. We can see that the $c\bar{c}$ decay mode is heavily suppressed, in accordance with the estimate in [5]. This mode is suppressed since near $\mu = 2m_t$ the eigenvector $\boldsymbol{\alpha}$ is almost orthogonal to \mathbf{v}_c , reducing the branching ratio to $c\bar{c}$. The suppression is to such a degree over the whole range of Higgs masses that detection should not require large statistics. The $s\bar{s}$ and $\mu^-\mu^+$ modes are also suppressed, though to a smaller degree.

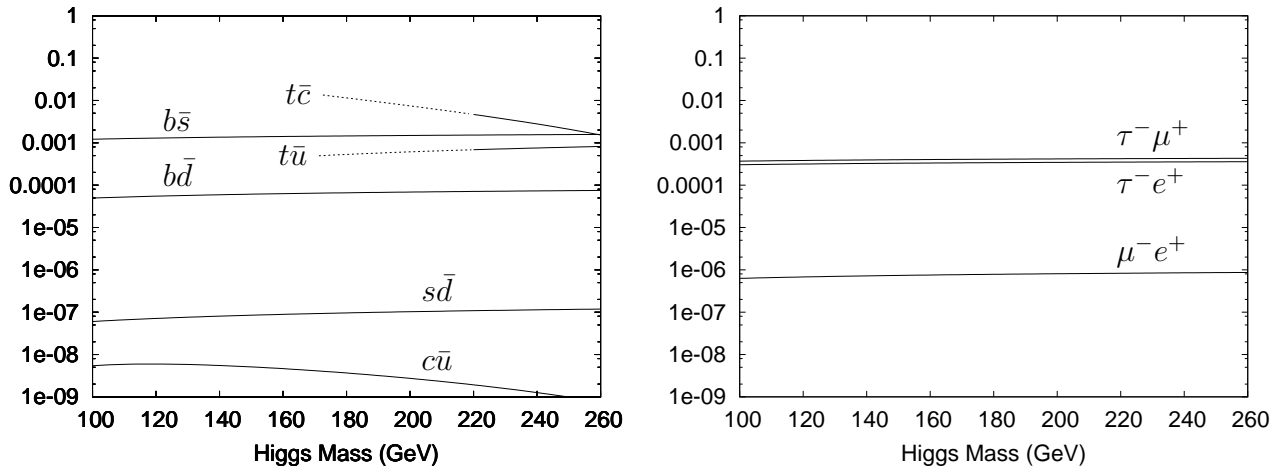


Figure 6: $\Gamma(H \rightarrow x\bar{y})/\Gamma(H \rightarrow b\bar{b})$ for various flavour violating decays as predicted by the rotating mass matrix hypothesis. Note that $\Gamma(H \rightarrow y\bar{x}) = \Gamma(H \rightarrow x\bar{y})$. Below around 220 GeV, indicated by the dotted lines, threshold effects will influence the $t\bar{c}$ and $t\bar{u}$ decay modes.

Although we propose no dynamical mechanism the rotating mass matrix picture generically predicts flavour violating decays, shown in figure 6. If the Higgs mass is large then $t\bar{c}$ and $t\bar{u}$ decay modes are possible. To be in line with the rest of the estimates, where the decays are well above threshold, we neglect threshold effects for these modes. Above 220 GeV we believe that these effects will be negligible and that the estimates shown for the branching ratios are realistic. The branching ratio for $H \rightarrow \tau^-\mu^+$ is almost three orders of magnitude higher than that for $H \rightarrow \mu^-\mu^+$. This is in stark contrast to the standard model predictions where $H \rightarrow \tau^-\mu^+$ cannot occur at tree level and so has a small branching ratio. These modes may have a cleaner signal than $H \rightarrow c\bar{c}$, making it easier to detect. Flavour violating effects at the levels predicted here have been shown in [5] to be consistent with existing experimental bounds on flavour violation.

4 Conclusions

We have found that the rotating mass matrix hypothesis can accommodate the CKM matrix with a CP violating phase and, with a few caveats, match the experimental data. The α_x 's can be placed on a smooth trajectory so that they give the correct masses, for all but the light quarks, and give a

good CKM matrix. Fitting the Jarlskog invariant gives a theta-angle of 1.45 radians.

We have found that for the heavy quarks and the charged leptons a simple exponential fit can model the cumulative arc length for scales above m_μ , though it is unlikely to be a realistic fit below this scale. This behaviour has been captured by both a phenomenological model (DSM [2]) and a field theory (MBSM [6]), which have rotating mass matrices and predict a $\tanh(\mu)$ like behaviour with fixed points in the rotation at $\mu = 0$ and $\mu = \infty$.

Since we do not yet know whether neutrino oscillations violate CP symmetry, nor whether they are Majorana particles, the neutrinos place no constraints on $\alpha(\mu)$ in the scheme as envisaged here.

The cubic best fit line allows us to predict branching ratios for a range of Higgs masses. These give $H \rightarrow c\bar{c}$ suppression, in line with a previous planar approximation [5], along with $\mu^-\mu^+$ and $s\bar{s}$ suppression. We find a notable branching ratio to $\tau^-\mu^+$ and give limits for other flavour violating decays.

The authors would like to acknowledge the contributions of Chan Hong-Mo and José Bordes both in comments on the present work and in continual communications. One of the authors (MJB) would also like to acknowledge financial support from EPSRC.

References

- [1] H. Fritzsch, “Quark Masses And Flavor Mixing,” Nucl. Phys. B **155** (1979) 189.
- [2] J. Bordes, Chan Hong-Mo, J. Faridani, J. Pfaudler and Tsou Sheung Tsun, “CKM matrix and fermion masses in the dualized standard model,” Phys. Rev. D **58** (1998) 013004 [arXiv:hep-ph/9712276].
- [3] J. Bordes, Chan Hong-Mo and Tsou Sheung Tsun, “Circumstantial evidence for rotating mass matrix from fermion mass and mixing data,” Eur. Phys. J. C **27** (2003) 189 [arXiv:hep-ph/0203124].
- [4] J. Bordes, Chan Hong-Mo and Tsou Sheung Tsun, “A Solution of the Strong CP Problem Transforming the theta-angle to the KM CP-violating Phase,” arXiv:1002.3542 [hep-ph].
- [5] J. Bordes, Chan Hong-Mo and Tsou Sheung Tsun, “Possible Anomalies in Higgs Decay: Charm Suppression and Flavour-Violation,” Eur. Phys. J. C **65** (2010) 537 [arXiv:0908.1750 [hep-ph]].

- [6] Chan Hong-Mo and Tsou Sheung Tsun, “A Model Behind the Standard Model,” *Eur. Phys. J. C* **52** (2007) 635 [arXiv:hep-ph/0611364].
- [7] S. Weinberg, “Perturbative Calculations Of Symmetry Breaking,” *Phys. Rev. D* **7** (1973) 2887.
- [8] K. J. Le Couteur, “The Structure of a Non-Relativistic S-Matrix,” *Proc. Roy. Soc. (London)* **A256** (1960) 115.
- [9] R. G. Newton, “Structure of the Many-Channel S Matrix,” *J. Math. Phys.* **2** (1961) 188.
- [10] J. Bordes, Chan Hong-Mo and Tsou Sheung Tsun, “New Angle on the Strong CP and Chiral Symmetry Problems from a Rotating Mass Matrix,” *Int. J. Mod. Phys. A* **24** (2009) 101 [arXiv:0707.3358 [hep-ph]].
- [11] S. Weinberg, “The quantum theory of fields. Vol. 2: Modern applications,” Cambridge, UK: Univ. Pr. (1996) 489 p
- [12] C. A. Baker *et al.*, “An improved experimental limit on the electric dipole moment of the neutron,” *Phys. Rev. Lett.* **97** (2006) 131801 [arXiv:hep-ex/0602020].
- [13] C. Amsler *et al.* [Particle Data Group], “Review of particle physics,” *Phys. Lett. B* **667** (2008) 1 and 2009 partial update for the 2010 edition.
- [14] M. Spira, HDECAY version 3.51 (July 2009). Available: <http://people.web.psi.ch/spira/proglist.html>.