

Search for Color Sextet Scalars in Early LHC Experiments

Edmond L. Berger,¹ Qing-Hong Cao,^{1,2} Chuan-Ren Chen,³ Gabe Shaughnessy,^{1,4} and Hao Zhang^{2,5}

¹*High Energy Division, Argonne National Laboratory, Argonne, Illinois 60439, U.S.A.*

²*Enrico Fermi Institute, University of Chicago, Chicago, Illinois 60637, U.S.A.*

³*Institute for Physics and Mathematics of the Universe, University of Tokyo, Chiba 277-8568, Japan*

⁴*Department of Physics and Astronomy, Northwestern University, Evanston, IL 60208, U.S.A.*

⁵*Department of Physics and State Key Laboratory of Nuclear Physics and Technology, Peking University, Beijing 100871, China*

We explore the potential for discovery of an exotic color sextet scalar in same sign top quark pair production in early running at the LHC. We present the first phenomenological analysis at collider energies of a color sextet scalar with full top quark spin correlations included. We demonstrate that one can measure the scalar mass, the top quark polarization, and confirm the scalar resonance with 1 fb^{-1} of integrated luminosity. The top quark polarization can distinguish gauge triplet and singlet scalars.

Introduction – The Large Hadron Collider (LHC) at CERN opens a new energy frontier in searches for new physics beyond the standard model (SM) of particle physics. According to the current LHC operation schedule, a data sample based on $\sim 1 \text{ fb}^{-1}$ of integrated luminosity at 7 TeV center of mass energy is anticipated within two years. Signs of new physics (NP) would be observed at this luminosity if (1) the collider signature is novel and easily detectable; (2) the cross section is relatively large, such as for a light NP resonance; and (3) the SM backgrounds are suppressed.

In this Letter we present an analysis of a color sextet scalar model which satisfies all three key points, and we discuss the requirements for discovery and verification the model. The final state of special interest to us is a *same sign* top quark pair. We show that the mass of the new colored scalar can be estimated well and that its scalar nature can be verified by a measurement of the spin correlations of the final leptons from the decay of the top quarks. Among other consequences, observation of color sextet scalars would alter the evolution of the strong coupling strength and indicate a fundamentally different picture for unification than conventional grand unified theories. We exploit the valence quark content of the initial protons at the LHC by focusing on a production mechanism in which the quark-quark interactions play an important role in the production of a heavy resonance for which large values of the partonic Bjorken- x are needed, a region in which the gluon parton density drops off rapidly but the quark density in a proton remains large.

A bosonic colored state can be produced in quark-quark fusion with color structure obtained from $3 \times 3 = 6 \oplus \bar{3}$, where 3, 6, and $\bar{3}$ are the triplet, sextet, and anti-triplet representations of the quantum chromodynamics (QCD) $SU(3)_C$ color group. Color sextet scalars are present in partial unification [1, 2]. The masses of the scalars can be possibly as low as the weak scale [3, 4], $\sim 1 \text{ TeV}$ or less. The fermion number violating interaction of a new scalar Φ with two quarks is

$$\mathcal{L}_{6/3} = \Phi_j^* K_{ab}^j q_a^T C^\dagger (\lambda_{qq'}^L P_L + \lambda_{qq'}^R P_R) q_b' + h.c., \quad (1)$$

where K_{ab}^j is the Clebsch Gordan coefficient of the 6 or 3 representation, a and b are the color indices of

quarks, $P_{L/R}$ is the usual left/right-handed projector and, without loss of generality, the Yukawa coupling $\lambda^{L/R}$ is real in this study. The coupling $\lambda^{L/R}$ can be relatively large since it is not proportional to the quark mass. The color scalar can carry the following electroweak quantum numbers: $(6, 1, 4/3)$, $(6, 3, 4/3)$, $(6, 1, 1/3)$, and $(6, 3, 1/3)$, where the numbers in the parentheses denote $(SU(3)_C, SU(2)_L, U(1)_Y)$; see Ref. [5] for details. We concentrate here on the specific case in which Φ carries gauge quantum numbers $(6, 1, 4/3)$ meaning that it is a color sextet gauge singlet scalar with electric charge of $4/3$ units and couples only to right-handed gauge singlet up-type quarks.

The coupling of the new scalar to two up-type quarks is constrained by the measurement of $D^0 - \bar{D}^0$ mixing and by the rate of $D \rightarrow \pi^+ \pi^0 (\pi^+ \phi)$ decay, resulting in stringent bounds on the coupling $\lambda_{qq'}$: $|\text{Re}(\lambda_{cc} \lambda_{uu}^*)| \sim 5.76 \times 10^{-7}$ for $m_\Phi \sim 1 \text{ TeV}$ [6]. However, this strong constraint can be relaxed if the coupling to the second generation quarks is minimized, e.g., with the following pattern of couplings:

$$\begin{bmatrix} \lambda_{uu} & 0 & \lambda_{ut} \\ 0 & 0 & 0 \\ \lambda_{tu} & 0 & \lambda_{tt} \end{bmatrix}. \quad (2)$$

Off-diagonal terms violate quark flavor. We concentrate on the flavor conserving couplings and treat λ_{uu} and λ_{tt} as independent couplings. Alternatively, the first generation may be suppressed while the second generation is not, but such sea-quark initiated processes are relatively suppressed.

The most striking collider signature of a color sextet scalar is same sign top quark pair production via the s -channel, as pointed out in Refs. [4], in which top quark decay is not considered. The phenomenology of pair production of sextet scalars is studied in Ref. [7]. It is important to retain the top quark spin correlations in the calculation because the kinematic distributions of the top quark decay products depend strongly on the top quark spin. Since the new scalar interacts only with right-handed gauge singlet quarks, the top quark from its decay has mainly right-handed polarization. A charged lepton from a right-handed top quark decay is much harder

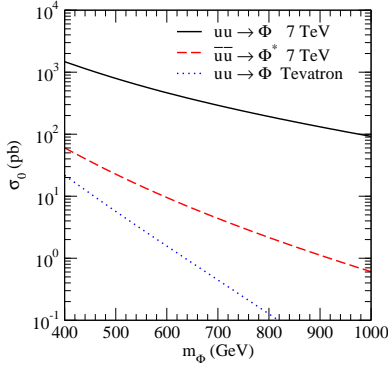


FIG. 1: Production cross sections (pb) of $uu \rightarrow \Phi$ and $\bar{u}\bar{u} \rightarrow \Phi^*$ at the Tevatron (dotted) and at the 7 TeV LHC (solid and dashed) for $\lambda_{uu} = 1$.

than one from a left-handed top quark. A measurement of the top quark spin would decipher the handedness of the coupling of the scalar to quarks. We emphasize that top quark polarization can be used to distinguish gauge triplet from gauge singlet scalars because triplet scalars decay to left-handed top quarks while singlet scalars decay to right-handed top quarks.

Because the decay width of Φ is narrow, $\Gamma(\Phi \rightarrow qq) \approx \frac{1}{16\pi} m_\Phi \lambda_{qq}^2$, one can factor the process $uu \rightarrow tt$ into scalar production and decay terms,

$$\sigma(uu \rightarrow \Phi \rightarrow tt) = \sigma_0(uu \rightarrow \Phi) \times \left[\lambda_{uu}^2 Br(\Phi \rightarrow tt) \right], \quad (3)$$

where $\sigma_0(uu \rightarrow \Phi) \equiv \sigma(uu \rightarrow \Phi)|_{\lambda_{uu}=1}$. We choose to work with the following two parameters in the rest of this paper: the scalar mass m_Φ and the product $\lambda_{uu}^2 Br(\Phi \rightarrow tt)$. The kinematics of the final state particles are determined by the scalar mass, whereas the couplings of the scalar to the light and heavy fermions change the overall normalization.

Figure 1 displays the production cross sections of $uu \rightarrow \Phi$ and $\bar{u}\bar{u} \rightarrow \Phi^*$ at the Tevatron (dotted) collider and at the 7 TeV LHC. The uu initial state dominates $\bar{u}\bar{u}$ for a pp initial state. Therefore, tt pairs are produced much more than $\bar{t}\bar{t}$ pairs, leading to an asymmetry of the same sign charged leptons. This doubly positive excess would be an early hint of a color sextet scalar. Although the charge asymmetry can be used to determine m_Φ when both tt and $\bar{t}\bar{t}$ are measured precisely, the asymmetry measurement is difficult with early LHC data because the $\bar{t}\bar{t}$ pair production rate is predicted to be relatively small.

The search for the same-sign top quark pair production in the dilepton mode at the Tevatron imposes an upper limit on $\sigma(tt + \bar{t}\bar{t})$ of $\sigma(tt + \bar{t}\bar{t}) \leq 0.7$ pb [8, 9]. Recently the CDF collaboration measured the $t\bar{t}$ invariant mass spectrum in the semi-leptonic decay mode [10]. Since b and \bar{b} jets from $t \rightarrow Wb$ are not distinguished well, tt pairs lead to the same signature as $t\bar{t}$ in the semi-leptonic mode. Hence, the $m_{t\bar{t}}$ spectrum provides an

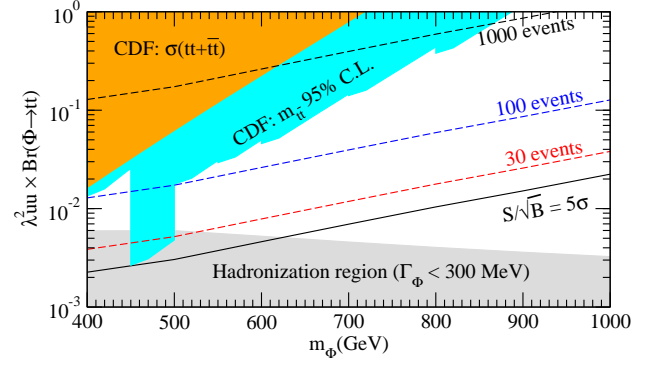


FIG. 2: Discovery potential of the process $uu \rightarrow \Phi \rightarrow tt$ at the 7 TeV LHC with $\mathcal{L} = 1 \text{ fb}^{-1}$. The shaded regions are excluded by the Tevatron measurements: the orange band is derived from the search of same sign top quark pair production; the cyan band denotes the 95% C.L. constraints from the $m_{t\bar{t}}$ measurements. The gray region indicates that Φ would hadronize before decaying, washing out spin-correlations.

upper limit on the same sign top quark production cross section, shown in the cyan shaded region in Fig. 2. The lower gray shaded region is the region in which Φ would hadronize before decay, washing out the spin correlation effects we utilize to probe the coupling and spin of the sextet state.

Event simulation – To discover same sign top pair production, we focus on the same sign dilepton decay mode, in which the W bosons from both $t \rightarrow Wb$ decays lead to a final state containing an electron or muon, $W \rightarrow l\nu$, accounting for about 5% of all tt decays. In this work we concentrate on the clean $\mu^+\mu^+$ final state because the muon reconstruction has a large average efficiency of 95 – 99% within the pseudorapidity range $|\eta| < 2.4$ and transverse momentum range $5 \text{ GeV} \leq p_T \leq 1 \text{ TeV}$, while the charge mis-assigned fraction for muons with $p_T = 100 \text{ GeV}$ is less than 0.1% [11, 12].

These events are characterized by two high-energy same-sign leptons, two jets from the hadronization of the b -quarks, and large missing energy from two unobserved neutrinos. The dominant backgrounds yielding the same collider signature are the processes (generated by ALPGEN [13]):

$$WWW : pp \rightarrow W_1^+ W_2^+ W^-, W_1^+ \rightarrow \ell^+ \nu, W_2^+ \rightarrow \ell^+ \nu, W^- \rightarrow jj, \quad (4)$$

$$WWjj : pp \rightarrow W_1^+ W_2^+ jj, W_1^+ \rightarrow \ell^+ \nu, W_2^+ \rightarrow \ell^+ \nu, \quad (5)$$

$$t\bar{t} : pp \rightarrow t\bar{t} \rightarrow b\bar{b}W^+W^-, W^+ \rightarrow \ell^+ \nu, W^- \rightarrow jj, \bar{b} \rightarrow \ell^+, \quad (6)$$

$$ZWW : pp \rightarrow ZW^+W^-, Z \rightarrow \ell^+\ell^-, W^+ \rightarrow \ell^+ \nu, W^- \rightarrow jj. \quad (7)$$

The first two processes are the SM irreducible background while the last two are reducible backgrounds as they contribute when some tagged particles escape de-

tection, carrying small p_T or falling out of the detector rapidity coverage. For example, in the $t\bar{t}$ background one of the heavy flavor b -quarks decays into an isolated charged lepton while one of the two jets from the W^- boson decay is mis-tagged as a b -jet.

At the analysis level, all events are required to pass the following acceptance cuts:

$$\begin{aligned} p_{T,\ell} &\geq 50 \text{ GeV}, & |\eta_\ell| &\leq 2.0, \\ p_{T,j} &\geq 50 \text{ GeV}, & |\eta_j| &\leq 2.5, \\ \Delta R_{jj} &\geq 0.4, & \Delta R_{j\ell} &\geq 0.4, & \Delta R_{\ell\ell} &\geq 0.4, \end{aligned} \quad (8)$$

where ΔR_{kl} is the separation in the azimuthal angle (ϕ)-pseudorapidity (η) plane between the objects k and l , defined as $\Delta R_{kl} \equiv \sqrt{(\eta_k - \eta_l)^2 + (\phi_k - \phi_l)^2}$. We adopt the jet and lepton energy smearing, and b -tag/mistag rates given in Ref. [14]. After lepton and jet reconstruction, we demand two hard leptons of the same sign, a requirement which greatly reduces the SM background, giving a rejection of order 10^{-4} and 10^{-3} for the $t\bar{t}$ and $WWjj$ processes, respectively. After the cuts are imposed, we find 9 events from $t\bar{t}$ and 3 events from $WWjj$ with 1 fb^{-1} of integrated luminosity. More than half the signal events survive the analysis cuts.

In Fig. 2, we show the expected numbers of events as a function of m_Φ for a range of values of the coupling $\lambda_{uu}^2 \times \text{Br}(\Phi \rightarrow t\bar{t})$. We obtain the event rate lines by converting the required cross section into $\lambda_{uu}^2 \times \text{Br}(\Phi \rightarrow t\bar{t})$ via Eq. 3. In a similar fashion, the $S/\sqrt{B} = 5$ discovery line is found by requiring 18 signal events.

Reconstruction and Measurements – The cluster transverse mass M_T^C distribution shows good discrimination of the signal from SM collider processes, where

$$M_T^C(X, \cancel{E}_T) = \sqrt{p_T^2(X) + m^2(X) + \cancel{E}_T}, \quad (9)$$

and X is the $\ell_1 \ell_2 b_1 b_2$ system. While the value of the Φ mass may be extracted via the M_T^C variable, the nature of Φ and how it couples to top quarks remain unknown since there are missing neutrinos from both top quark decays. A full event reconstruction is required. We demonstrate that the M_{T2} variable can facilitate full event reconstruction and identify the W -boson and top quark resonances in the intermediate states.

The M_{T2} event variable is used to bound the masses of a pair of heavy particles that subsequently decay into one or more visible states and missing energy. It is a function of the momenta of two visible particles and the missing transverse momentum in an event [15]. Strictly speaking, $M_{T2}(a, b, \cancel{E}_T)$ is the minimum of a function

$$\max \{ M_T^C(\vec{p}_T^a, \vec{p}_1), M_T^C(\vec{p}_T^b, \vec{p}_2) \}, \quad (10)$$

such that $\vec{p}_{1,T} + \vec{p}_{2,T} = \cancel{E}_T$ and where a and b are the two individual (or clustered) visible states from the parent decay and \vec{p}_1, \vec{p}_2 are the associated missing momenta. This approach requires the correct assignment of final state particles to the a and b clusters if the parent particle

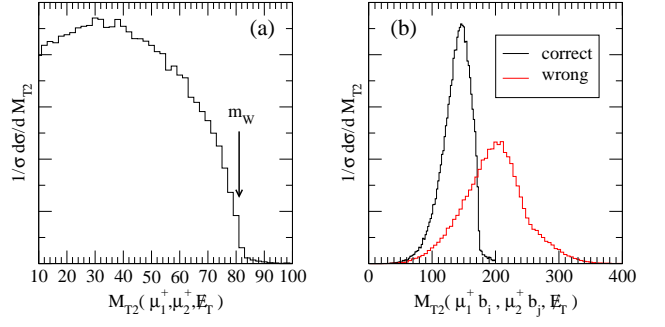


FIG. 3: (a) $M_{T2}(\mu_1^+, \mu_2^+, \cancel{E}_T)$ (b) $M_{T2}(b\mu^+, b\mu^+, \cancel{E}_T)$.

is to be reconstructed successfully. For the W -boson, the assignment is straightforward (one $\mu^+ \rightarrow a$ and the other $\mu^+ \rightarrow b$), and it yields an endpoint which is at the W -boson mass as shown in Fig. 3(a), confirming the two μ^+ leptons and \cancel{E}_T originate from the decay of W -bosons. However, there are two possible combinations for reconstructing the t -quark mass. Shown in Fig. 3b, the correct combination exhibits a sharp cutoff at the t -quark mass whereas the wrong combination is broader. To choose the correct combination, we require the $b - \mu^+$ pairing to be such that M_{T2} is minimized. This choice picks up the correct combination with 95% probability.

Once the correct pairing of b and μ^+ is made, the entire event can be reconstructed. There are 6 unknowns from \vec{p}_1 and \vec{p}_2 , two of which are eliminated by the \cancel{E}_T measurement. The 4 unknowns may be resolved via the four on-shell conditions of W bosons and top quarks, resulting in a four-fold solution [16]. Two of these solutions are real, allowing the momentum reconstruction of the two neutrinos. Therefore, the top quarks from the Φ decay may be fully reconstructed, allowing the mass of Φ to be more precisely determined via the $t\bar{t}$ invariant mass, as shown in Fig. 4a.

Once the top quark four-momenta are determined, the spin of Φ can be found via the polar angle distribution of the top quark in the reconstructed rest frame of Φ . Since Φ is a scalar, the expectation is that the distribution $d\sigma/d\cos\theta_t$ is flat as shown by the normalized red histogram in Fig. 4b. In practice, the jet and lepton separation cuts reduce the overall rate, with the greatest reduction near $\cos\theta_t \simeq \pm 1$ shown by the black histogram in Fig. 4b. Such a distribution can appear similar to a spin-1 resonance that exhibits a $\sin^2\theta_t$ distribution. The number of events required to rule out a spin-1 resonance at 95% C.L. on the flat inner half of the $\cos\theta_t$ distribution is $\mathcal{O}(4000)$, making it difficult to probe with an early LHC scenario.

Instead, one may probe the coupling structure and spin of the Φ via the polarization of the top quarks. Among the decay products of top quark, the charged lepton is correlated with the top quark spin [17]. In the helicity basis, the polarization of the top quark can be found via the distribution in θ_{hel} , the angle of the lepton relative to the top quark in the c.m. frame. The angular correlation

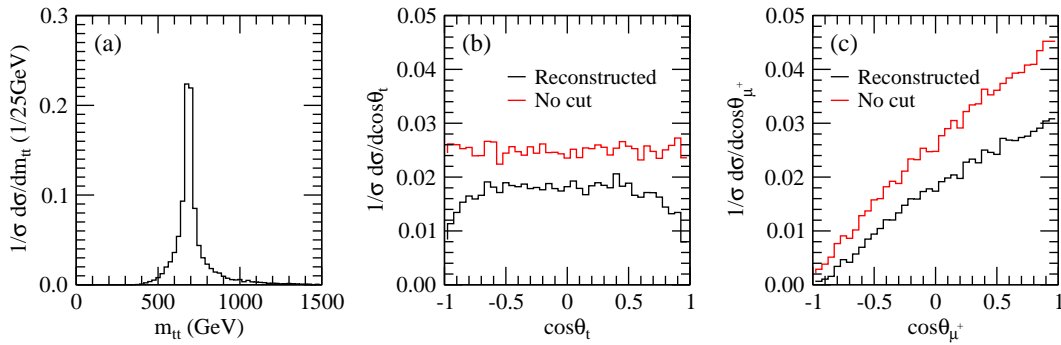


FIG. 4: (a) Normalized tt invariant mass distribution from a Φ with $m_\Phi = 700$ GeV after the neutrino momenta are determined via the M_{T2} method. (b) Normalized distribution of the polar angle of the top quarks in the rest frame of the scalar Φ before (red) and after (black) cuts. A flat distribution is consistent with a spin-0 state, but ΔR separation cuts distort the flat profile. (c) Normalized distribution of the angle of the charged lepton relative to the top quark in the c.m. frame before (red) and after (black) cuts. Separation cuts distort the distribution only slightly, allowing one to read the top quark polarization with few events.

of the lepton ℓ^+ is given by $\frac{1}{2}(1 \pm \cos\theta_{\text{hel}})$ for (+) right-handed and (−) left-handed top-quarks. In Fig. 4c, we present this normalized distribution for a right-handed top quark before cuts (red) and after cuts (black). While the cuts produce some distortion, the linear dependence on $\cos\theta_{\text{hel}}$ is more robust. This polarization can be distinguished from an unpolarized flat distribution with as few as $\mathcal{O}(30)$ events at 95% C.L., making this measurement possible in an early LHC scenario. If both top quarks exhibit a right-handed polarization, one can then conclude the resonant Φ state is a singlet scalar.

Summary – We analyze the prospects for discovering a color sextet scalar at the LHC with $\sqrt{s} = 7$ TeV and $\mathcal{L} = 1 \text{ fb}^{-1}$. We calculate the helicity amplitudes for $uu \rightarrow \Phi \rightarrow tt$ production and include the spin-correlations of the resulting decay products. With the same-sign dilepton signature from top quark decays, the prominent SM backgrounds can be substantially suppressed. Each $uu \rightarrow \Phi \rightarrow tt$ event can be reconstructed via kinematics after the correct $b - \mu^+$ pairing is chosen

in the M_{T2} variable, allowing the sextet mass to be determined. Owing to the spin correlations of the charged leptons, the top quark polarization may be determined, providing insight into the spin of the color sextet and its coupling structure with quarks. The top quark polarization can distinguish gauge triplet and singlet scalars.

Acknowledgments – The work by E.L.B., Q.H.C. and G.S. is supported in part by the U.S. Department of Energy under Grants No. DE-AC02-06CH11357. Q.H.C. is also supported in part by the Argonne National Laboratory and University of Chicago Joint Theory Institute (JTI) Grant 03921-07-137. C.R.C. is supported by World Premier International Research Center Initiative (WPI Initiative), MEXT, Japan. G.S. is also supported in part by the U.S. Department of Energy under Grant No. DE-FG02-91ER40684. H.Z. is supported in part by the National Natural Science Foundation of China under Grants 10975004 and the China Scholarship Council File No. 2009601282.

-
- [1] J. C. Pati and A. Salam, Phys. Rev. **D10**, 275 (1974).
 - [2] R. N. Mohapatra and R. E. Marshak, Phys. Rev. Lett. **44**, 1316 (1980).
 - [3] Z. Chacko and R. N. Mohapatra, Phys. Rev. **D59**, 055004 (1999).
 - [4] R. N. Mohapatra, N. Okada, and H.-B. Yu, Phys. Rev. **D77**, 011701 (2008).
 - [5] J. M. Arnold, M. Pospelov, M. Trott, and M. B. Wise, JHEP **09**, 073 (2010).
 - [6] C.-H. Chen, Phys. Lett. **B680**, 133 (2009).
 - [7] C.-R. Chen, W. Klemm, V. Rentala, and K. Wang, Phys. Rev. **D79**, 054002 (2009).
 - [8] Particle Data Group, C. Amsler *et al.*, Phys. Lett. **B667**, 1 (2008).
 - [9] Q.-H. Cao, D. McKeen, J. L. Rosner, G. Shaughnessy, and C. E. M. Wagner, (2010), arXiv:1003.3461.
 - [10] CDF, T. Aaltonen *et al.*, Phys. Rev. Lett. **102**, 222003 (2009).
 - [11] ATLAS Technical Design Report, G. Aad *et al.*, (2009), arXiv:0901.0512.
 - [12] CMS Technical Design Report Volume II, http://cmsdoc.cern.ch/cms/cpt/tdr/ptdr2_final.pdf.
 - [13] M. L. Mangano, M. Moretti, F. Piccinini, R. Pittau, and A. D. Polosa, JHEP **07**, 001 (2003).
 - [14] E. L. Berger, C. B. Jackson, and G. Shaughnessy, Phys. Rev. **D81**, 014014 (2010).
 - [15] C. G. Lester and D. J. Summers, Phys. Lett. **B463**, 99 (1999).
 - [16] L. Sonnenschein, Phys. Rev. **D73**, 054015 (2006).
 - [17] G. Mahlon and S. J. Parke, Phys. Rev. **D53**, 4886 (1996).