

Density operator of a system pumped with polaritons: A Jaynes-Cummings like approach

Nicolás Quesada[†], Herbert Vinck-Posada* and Boris A. Rodríguez[†]

[†] Instituto de Física, Universidad de Antioquia, Medellín, AA 1226 Medellín, Colombia

* Departamento de Física, Universidad Nacional de Colombia, Ciudad Universitaria, Bogotá, Colombia

E-mail: nquesada@pegasus.udea.edu.co

Abstract. We investigate the effects of considering two different incoherent pumpings over a microcavity-quantum dot system modelled using the Jaynes-Cummings Hamiltonian. When the system is incoherently pumped with polaritons it is able to sustain a large number of photons inside the cavity with Poisson-like statistics in the stationary limit, and also leads to a separable exciton-photon state. We also investigate the effects of both types of pumpings (Excitonic and Polaritonic) in the emission spectrum of the cavity. We show that the polaritonic pumping as considered here is unable to modify the dynamical regimes of the system as the excitonics pumping does. Finally, we obtain a closed form expression for the negativity of the density matrices that the quantum master equation considered here generates.

PACS numbers: 78.67.Hc 42.50.-p 78.55.-m

Submitted to: *J. Phys.: Condens. Matter*

1. Introduction

In the last few years the study of solid-state systems of nanometric dimension in which light interacts with matter has become a widely studied subject. The study of excitons interacting with a confined mode of light has made possible the observation of two different coupling regimes [1, 2] (strong and weak coupling). It also made possible the observation of collective phenomena of quasiparticles in semiconductor microcavities [3, 4, 5]. Motivated by very interesting experimental results regarding condensation of polaritons [6, 7] it has been proposed that some of the coherence properties of the above mentioned system can be understood in terms of an effective pump of polaritons [8, 9]. In these references, a finite system of electrons and holes confined in a parabolic Quantum Dot (QD) is used to model the matter component of the system. They first obtain the dressed states of the finite system model (using a numerical diagonalization procedure), in which the Coulomb interaction between charge carriers and the dipole interaction between light and matter is explicitly included. Then they use a zero temperature quantum master equation in which they include besides the relaxation processes due to coherent emission, an incoherent pump of polaritons. The theoretical results they obtain, with this model, reproduce the polariton laser threshold reported in [10].

In a recent theoretical and experimental study [11], using a simple Jaynes-Cummings like model including dissipative processes, the authors obtain a surprisingly good agreement between the calculated and measured polariton spectra. They show that the effective dissipative parameters of the system depend on the nominal excitation power density. They also discuss the difficulties involved in determining the strong coupling (SC) regime mainly because the broadening of the spectral lines hinders the well known anti-crossing characteristic feature. The determination of a clear signature of the strong coupling regime motivated several recent theoretical works [12, 13, 14].

The above paragraph highlights the importance of studying the role of the incoherent pumping in the determination of the dynamical regimes in the system. In particular, the effect of an incoherent pumping of polaritons or excitons must be clarified. In this work we seek to discuss the dynamical effects of the interplay between polaritonic-excitonic pumping, by using the simplest model of quantized light matter interaction, the Jaynes-Cummings model [15, 16, 17]. We also seek to understand how the entanglement between the excitons and photons is affected by the incoherent pumping since we have two strongly coupled interacting systems. Some previous works in this direction are [18, 19, 20, 21].

The paper has been written as follows: In section 2 a description of the master equation of the system is given. The matrix elements of the density operator related to the polariton pumping Lindblad superoperator are obtained. We also show the operators and dynamical equations necessary to obtain the emission spectrum using the quantum regression theorem. Finally, in this section we derive a closed form expression for the Peres positive partial transpose criterion in order to quantify the exciton-photon entanglement. In section 3 we compare the effects of both types of

pumping in the statistical properties of the steady state density operator. Then we show, analytically and numerically, how the polariton pumping affects the emission spectra of the system. Finally, in this section it is shown the effects of both types of pumping in the entanglement of the system.

2. Theoretical Background

We are interested in studying an exciton interacting with the lowest energy (frequency) mode of a semiconductor microcavity. The quantum states resultant of the electrostatic interaction between holes in the valence band and electrons in the conduction band in a solid state system are termed excitons. This quasiparticles might exhibit a discrete or continuum spectrum depending on their confinement. In this work we shall consider only the lowest energy levels of the system, the ground state, $|G\rangle$ (no excitation, *i.e.* electron in the valence band) and excited $|X\rangle$ state. In this effective formulation all the complexities related to the many body problem of considering electrons and holes in quantum dot or well are effectively included in the energy separation between the ground and exciton states. The light will be treated as a single electromagnetic quantized mode. This assumption is subjected to existence of well separated energy modes in the cavity we are considering. This assumptions are the ones usually considered in most theoretical work [11, 12, 17, 18].

2.1. Hamiltonian and Dressed States

The Hamiltonian we shall use to study this system is the well known Jaynes-Cummings Hamiltonian [15]:

$$H = (\omega_X - \Delta)a^\dagger a + \omega_X \sigma^\dagger \sigma + g(\sigma a^\dagger + \sigma^\dagger a), \quad (1)$$

where $|X\rangle, |G\rangle$ are the exciton and ground states of the matter, $\sigma = |G\rangle\langle X|$, $\sigma^\dagger = |X\rangle\langle G|$, a, a^\dagger are the annihilation and creation operators of the field, ω_X is the energy required to create an exciton, $\Delta = \omega_X - \omega_0$ is the detuning between the exciton and photon frequencies, g is the light-matter coupling constant or Rabi constant and we have taken $\hbar \equiv 1$.

This Hamiltonian is obtained after considering that the exciton is coupled only to one mode of the microcavity, that the interaction between them is of dipole type (*i.e.* the spatial variation of the electromagnetic field is small in the spatial dimensions of the exciton) and after neglecting counter rotating terms (the so called Rotating Wave Approximation) [16].

The Hamiltonian H can be diagonalized when written in the basis $\{|G\rangle, |X\rangle\} \otimes \{|n\rangle\}_{n=0}^\infty$ (The Bared Basis). It takes the block-diagonal form:

$$\begin{pmatrix} (n-1)(\omega_X - \Delta) + \omega_X & g\sqrt{n} \\ g\sqrt{n} & n(\omega_X - \Delta) \end{pmatrix}, \quad (2)$$

when written in the n -th excitation manifold basis $\{|Xn-1\rangle, |Gn\rangle\}$. The eigenvalues and eigenvectors can be easily obtained and are given by [16]:

$$\omega_{n\pm} = \frac{1}{2} \left(-2n\Delta + \Delta \pm \sqrt{4ng^2 + \Delta^2} \right) + n\omega_X \quad (3)$$

$$\begin{pmatrix} |n, +\rangle \\ |n, -\rangle \end{pmatrix} = A \begin{pmatrix} |Xn-1\rangle \\ |Gn\rangle \end{pmatrix}. \quad (4)$$

Where A is clock wise rotation matrix by the angle $\phi_n/2 = \tan^{-1} \left(\frac{g\sqrt{n}}{\Delta} \right) / 2$. The states $|n, \pm\rangle$ are the dressed states of the Hamiltonian (1). If the states $|G\rangle, |X\rangle$ are the excitonic states of the QD then the states $|n, \pm\rangle$ can be considered the polaritonic states of the system.

The emission spectrum of the system in this idealistic model is given by the transitions that can occur between two given dressed states and the values of the transition energies are precisely the differences of their respective frequencies times \hbar .

2.2. Master Equation

Since the system we are considering is really an open quantum system the effect of the environment must be included. The effects of the weak coupling with the environment are accounted by writing a master equation in the Born-Markov approximation, for the dynamics of the density operator of the reduced (matter-light) system [22]. This master equation accounts for the following processes:

- (i) The continuous and incoherent pumping of the exciton.
- (ii) The direct coupling of the exciton to the leaky modes which induces the spontaneous emission process.
- (iii) The escape of cavity mode photons out of the microcavity due to incomplete reflectance of the mirrors, the so called coherent emission. These photons are the ones that are measured to obtain the emission spectrum of the system.
- (iv) An incoherent pumping of polariton (dressed) states.

The first three processes have been discussed in detail in references [11, 14, 17, 18] and we shall omit their details here. An schematic representation of the action of the processes involved in the dynamics of the systems is given in panel a) of figure 1. The fourth process of the above list is intended to cause incoherent transitions among dressed states of two consecutive excitation manifolds $|n, \pm\rangle \rightarrow |n+1, \pm\rangle$ as figure (1) panel b) shows. This is the equivalent prescription of the polariton pumping considered in [8, 9], in which the dressed states of the light matter Hamiltonian are obtained and are used to define raising and lowering operators between two consecutive excitation manifolds of polaritonic states. In complete analogy with [8, 9] we introduce the following lowering operators between polaritonic states:

$$\begin{aligned} P_{++n} &= |n, +\rangle \langle n+1, +| & P_{--n} &= |n, -\rangle \langle n+1, -| \\ P_{+-n} &= |n, -\rangle \langle n+1, +| & P_{-+n} &= |n, +\rangle \langle n+1, -| \end{aligned}$$

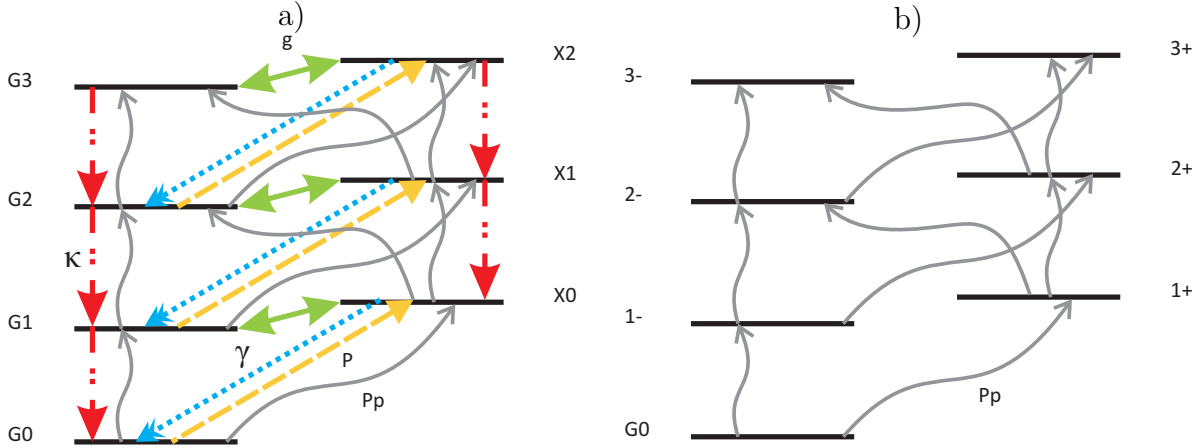


Figure 1. a) Ladder of bared states for a two level quantum dot coupled to a cavity mode. The double headed green arrow depicts the radiation matter coupling g , dashed yellow lines the exciton pumping rate P , dotted blue lines the spontaneous emission rate γ , dashed dotted red lines the emission of the cavity mode κ and grey wavy lines the polariton pumping process P_p . b) Transitions due to the polariton pumping term in the master equation (5) in the ladder of dressed states.

With this definitions the master equation for the system takes the form:

$$\begin{aligned} \frac{d}{dt}\rho = & i[\rho, H] + \frac{\kappa}{2}(2a\rho a^\dagger - a^\dagger a\rho - \rho a^\dagger a) + \frac{\gamma}{2}(2\sigma\rho\sigma^\dagger - \sigma^\dagger\sigma\rho - \rho\sigma^\dagger\sigma) \quad (5) \\ & + \frac{P}{2}(2\sigma^\dagger\rho\sigma - \sigma\sigma^\dagger\rho - \rho\sigma\sigma^\dagger) \\ & + \frac{P_p}{2} \sum_{n,i,j} \left[2P_{ijn}^\dagger\rho P_{ijn} - P_{ijn}P_{ijn}^\dagger\rho - \rho P_{ijn}P_{ijn}^\dagger \right]. \end{aligned}$$

Where κ is the decay rate of the cavity photons due to the incomplete reflectance of the cavity mirrors, γ is the exciton decay rate due to spontaneous emission, P is the rate at which excitons are being pumped and P_p is the rate at which polaritons are being pumped. The indices i and j take the values $\{+, -\}$ and $n \in \mathbb{N}$. The polaritonic bath that is associated to the polariton pumping term in the last equation can be thought as a resonant coupling between the bare electron states and the intersubband cavity polariton excitations [23].

For studying the dynamics of the system we shall write the equations of motion of the matrix elements taken in the bared basis. The evaluation of this elements is straightforward except for the term $L_{P_p}[\rho] = \frac{1}{2} \sum_{n,i,j} \left[2P_{ijn}^\dagger\rho P_{ijn} - P_{ijn}P_{ijn}^\dagger\rho - \rho P_{ijn}P_{ijn}^\dagger \right]$. Using the fact that $|n, +\rangle \langle n, +| + |n, -\rangle \langle n, -| = |Gn\rangle \langle Gn| + |Xn-1\rangle \langle Xn-1|$ and that the trace of an operator is invariant under unitary transformations it is easily seen that:

$$\begin{aligned} \langle i, n | L_{P_p}[\rho] | j, m \rangle = & \delta_{G,i}\delta_{G,j}\delta_{m,n}\rho_{Gm-1,Gm-1} + \delta_{i,X}\delta_{j,X}\delta_{m,n}\rho_{Gn,Gn} \quad (6) \\ & + \delta_{G,i}\delta_{G,j}\delta_{m,n}\rho_{Xm-2,Xm-2} + \delta_{i,X}\delta_{j,X}\delta_{m,n}\rho_{Xn-1,Xn-1} \\ & - \delta_{G,i}\rho_{Gn,jm} - \delta_{i,X}\rho_{Xn,jm} - \delta_{G,j}\rho_{in,Gm} - \delta_{j,X}\rho_{in,Xm}, \end{aligned}$$

which is independent of both g and Δ . The dynamical equations for the populations and coherences in the bare basis are presented in the appendix Appendix A. For simplicity

in what follows we have taken as unit of frequency (equivalently energy) the Rabi constant $g = 1$ meV which is a typical value of the light-matter coupling constant in semiconductors. All the quantities in what follows are given in units of g .

2.3. Quantum Regression Theorem and the Emission Spectrum

One of the few things that can be measured directly from a quantum system is its spectrum. To obtain the emission spectrum of a system we need to take the Fourier transform of the first order correlation function $\langle a^\dagger(t + \tau)a(t) \rangle$, which requires the knowledge of the expectation value of two operators at different times. To obtain the dynamical equation of such correlation function we take advantage of the Quantum Regression Theorem (QRT) [24] which states that given a set of operators O_j satisfying, $\frac{d}{d\tau} \langle O_j(t + \tau) \rangle = \sum_k L_{jk} \langle O_k(t + \tau) \rangle$, then $\frac{d}{d\tau} \langle O_j(t + \tau)O(t) \rangle = \sum_k L_{jk} \langle O_k(t + \tau)O(t) \rangle$ for any operator O . We follow Tejedor and coworkers [17] and write $\langle a^\dagger(t + \tau)a(t) \rangle = \sum_n \sqrt{n+1} \left(\langle a_{Gn}^\dagger(t + \tau)a(t) \rangle + \langle a_{Xn}^\dagger(t + \tau)a(t) \rangle \right)$, where the following definitions have been used:

$$\begin{aligned} a_{Gn}^\dagger &= |Gn + 1\rangle \langle Gn| \\ a_{Xn}^\dagger &= |Xn + 1\rangle \langle Xn| \\ \sigma_n^\dagger &= |Xn\rangle \langle Gn| \\ \zeta_n &= |Gn + 1\rangle \langle Xn - 1|. \end{aligned} \quad (7)$$

Note that these operators act between two consecutive excitation manifolds. It turns out that the last set operators satisfy the following set of closed differential equations:

$$\begin{aligned} \frac{d}{d\tau} \langle a_{Gn}^\dagger(\tau) \rangle &= \left(-P - 2P_p - i\Delta - n\kappa - \frac{\kappa}{2} + i\omega_X \right) \langle a_{Gn}^\dagger(\tau) \rangle \\ &\quad + \kappa \sqrt{(n+1)(n+2)} \langle a_{Gn+1}^\dagger(\tau) \rangle \\ &\quad + \gamma \langle a_{Xn}^\dagger(\tau) \rangle - ig\sqrt{n} \langle \zeta_n(\tau) \rangle + ig\sqrt{n+1} \langle \sigma_n^\dagger(\tau) \rangle \\ \frac{d}{d\tau} \langle \sigma_n^\dagger(\tau) \rangle &= ig\sqrt{n+1} \langle a_{Gn}^\dagger(\tau) \rangle - ig\sqrt{n} \langle a_{Xn-1}^\dagger(\tau) \rangle \\ &\quad + \frac{1}{2} (-P - 4P_p - \gamma - 2n\kappa + 2i\omega_X) \langle \sigma_n^\dagger(\tau) \rangle \\ &\quad + (n+1)\kappa \langle \sigma_{n+1}^\dagger(\tau) \rangle \\ \frac{d}{d\tau} \langle a_{Xn-1}^\dagger(\tau) \rangle &= P \langle a_{Gn-1}^\dagger(\tau) \rangle + \kappa \sqrt{n(n+1)} \langle a_{Xn}^\dagger(\tau) \rangle \\ &\quad + \frac{1}{2} (-4P_p - 2\gamma - 2i\Delta - 2n\kappa + \kappa + 2i\omega_X) \langle a_{Xn-1}^\dagger(\tau) \rangle \\ &\quad + ig\sqrt{n+1} \langle \zeta_n(\tau) \rangle - ig\sqrt{n} \langle \sigma_n^\dagger(\tau) \rangle \\ \frac{d}{d\tau} \langle \zeta_n(\tau) \rangle &= -ig\sqrt{n} \langle a_{Gn}^\dagger(\tau) \rangle + ig\sqrt{n+1} \langle a_{Xn-1}^\dagger(\tau) \rangle \\ &\quad + \frac{1}{2} (-P - 4P_p - \gamma - 4i\Delta - 2n\kappa + 2i\omega_X) \langle \zeta_n(\tau) \rangle \\ &\quad + \sqrt{n(n+2)} \kappa \langle \zeta_{n+1}(\tau) \rangle. \end{aligned} \quad (8)$$

The QRT implies that the two time operators $\langle a_{G_n}^\dagger(t+\tau)a(t) \rangle$, $\langle a_{X_n}^\dagger(t+\tau)a(t) \rangle$, $\langle \sigma_n^\dagger(t+\tau)a(t) \rangle$, $\langle \zeta_n(t+\tau)a(t) \rangle$ satisfy equations (8), subject to the initial conditions:

$$\begin{aligned} \langle a_{G_n}^\dagger(t)a(t) \rangle &= \sqrt{n+1}\rho_{G_{n+1},G_{n+1}}(t) \\ \langle a_{X_n}^\dagger(t)a(t) \rangle &= \sqrt{n+1}\rho_{X_{n+1},X_{n+1}}(t) \\ \langle \sigma_n^\dagger(t)a(t) \rangle &= \sqrt{n+1}\rho_{G_{n+1},X_n}(t) \\ \langle \zeta_n(t)a(t) \rangle &= \sqrt{n}\rho_{X_n,G_{n+1}}(t). \end{aligned} \quad (9)$$

The role of the parameters $\omega_X, \Delta, g, \kappa, \gamma, P, P_p$ is twofold, on the one hand they determine the dynamics of the two time operators via (8), and, on the other hand they set the initial conditions (9) that shall be propagated according to the dynamical equations (8). Here we will be interested in the light that the systems emits in the stationary limit so that the limit $t \rightarrow \infty$ will be taken in equation (9).

2.4. Entanglement

To quantify the entanglement between excitonic and photonic subsystems we use the Peres criterion [25]. This criterion says that if the state of bipartite system is separable then the eigenvalues of its partial transpose are all positive. For our case the density matrices, ρ , we are considering have only the following non-zero matrix elements: $\rho_{X_n,X_n}, \rho_{G_{n+1},G_{n+1}}, \rho_{G_{n+1},X_n}, \rho_{X_n,G_{n+1}}$ correspondingly the nonzero elements of the partial transpose ρ^Γ respect to excitonic subsystem are:

$$\begin{aligned} \rho_{G_n,G_n}^\Gamma &= \rho_{G_n,G_n} \\ \rho_{G_{n+1},G_{n+1}}^\Gamma &= \rho_{G_{n+1},G_{n+1}} \\ \rho_{X_{n+1},G_n}^\Gamma &= \rho_{G_{n+1},X_n} \\ \rho_{G_n,X_{n+1}}^\Gamma &= \rho_{X_n,G_{n+1}} \end{aligned} \quad (10)$$

The matrix ρ^Γ takes a block diagonal form of blocks 1×1 and 2×2 , when written in the basis $\{|X0\rangle, |G0\rangle, |X1\rangle, |G1\rangle, |X2\rangle \dots |Gm\rangle, |Xm+1\rangle, |Gm+1\rangle\}$ (Notice the ordering of the basis):

$$\rho^\Gamma = \begin{pmatrix} \rho_{X0,X0} & & & & & & & \\ & \dots & & & & & & \\ & & \rho_{G_n,G_n} & \rho_{X_n,G_{n+1}} & & & & \\ & & \rho_{G_{n+1},X_n} & \rho_{X_{n+1},X_{n+1}} & & & & \\ & & & & \dots & & & \\ & & & & & & \rho_{G_{m+1},G_{m+1}} & \end{pmatrix}. \quad (11)$$

The eigenvalues of the last matrix are easily obtained. The ones corresponding to the left upper and right lower entries (blocks) are $\rho_{X0,X0}$ and $\rho_{G_{m+1},G_{m+1}}$ and are always positive ore zero. The ones corresponding to the 2×2 blocks are $\frac{1}{2} \left(\rho_{G_m,G_m} + \rho_{X_{m+1},X_{m+1}} \pm \sqrt{(\rho_{G_m,G_m} - \rho_{X_{m+1},X_{m+1}})^2 + 4|\rho_{X_m,G_{m+1}}|^2} \right)$. In order to

have a negative eigenvalue (and an entangled state) the following condition must be met for some n :

$$|\rho_{Xn, Gn+1}| > \sqrt{\rho_{Gn, Gn} \rho_{Xn+1, Xn+1}}. \quad (12)$$

Notice that the above inequality can also be obtained by using the criterion recently derived in [26]. Then, we can quantify entanglement using the following function, which is equivalent to the Peres criterion:

$$E(\rho) = 4 \sum_n \left(\max \{0, |\rho_{Xn, Gn+1}| - \sqrt{\rho_{Gn, Gn} \rho_{Xn+1, Xn+1}} \} \right)^2. \quad (13)$$

For Bell-like states $\rho_{Bell} = |\psi\rangle\langle\psi|$, $|\psi\rangle = \frac{1}{\sqrt{2}} (|Gn+1\rangle + e^{i\phi} |Xn\rangle)$, $\phi \in \mathbb{R}$, $E(\rho)$ will equal 1. In, particular the polaritonic states $|n, \pm\rangle$ in resonance have $E(\rho) = 1$.

3. Results and Discussion

3.1. Exciton Pumping vs. Polariton Pumping

In this section, we compare the evolution of some observables in the stationary limit as a function of the detuning (Δ) and the pumping rates of both excitons (P) and polaritons (P_p). In Figure 2, we present the evolution of the average number of photons, $\langle n \rangle = \langle a^\dagger a \rangle$ in the stationary limit for the case of strong coupling ($|\kappa - \gamma|/4 \ll g$) as a function of Δ and either P or P_p . From this figure several conclusions can be drawn. First the pumping of polaritons is more efficient accumulating photons in the cavity, this can be understood if one sees the type of transitions that both types of pumpings cause in the bare basis ladder of states as it is seen in Figure 1. On the one hand P causes diagonal transitions, whereas P_p induces vertical (and diagonal) transitions that can rapidly populate states with a high number of photons. Secondly, and rather surprisingly, the average number of photons (and as we shall comment later) the observables we have monitored are not sensible to the detuning when the term $P_p > \kappa = 0.1$.

We have also calculated the effect of both mechanisms on the population inversion $\langle \sigma_z \rangle$ and the second order coherence function at zero delay $g^2(\tau = 0) = \langle a^\dagger a^\dagger a a \rangle / \langle a^\dagger a \rangle^2$. In Figure 2 we present the contour plots of $g^2(\tau = 0)$ and $\langle \sigma_z \rangle$. It is clearly seen that one can explore different field statistics as P and Δ are varied and that the population inversion grows as a function of P . The corresponding results for the polariton pumping mechanism can be summarized as follows:

- The second order coherence function is almost equal to one, and is independent of Δ for values of P_p larger than $\kappa = 0.1$.
- The population inversion presents a similar behavior to $g^2(\tau = 0)$. It approaches to 0 from below as P_p is increased and it is nearly independent of Δ for values of $P_p > \kappa = 0.1$

Comparing the results of both types of pumping it is seen that the polariton pumping mechanism is unable to cause a positive population inversion, can greatly increase the

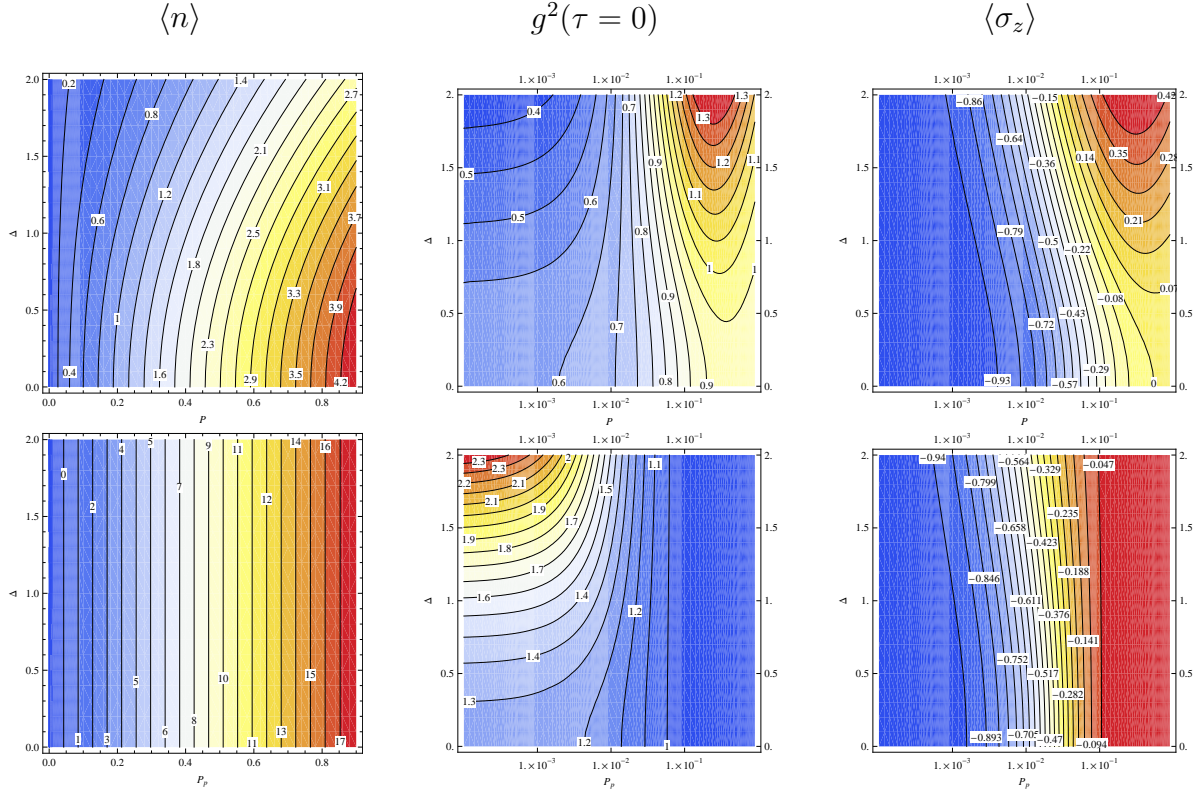


Figure 2. Average number of photons, second order coherence function at zero delay and population inversion as a function of the detuning Δ and the exciton pumping rate P or the polariton pumping P_p . Parameters: $\kappa = 0.1$, $g = 1$, $\omega_X = 1000$, $\gamma = 0$, for the upper panel $P_p = 0$ and for the lower panel $P = 0$. In most experimental situations γ is at least two orders of magnitude smaller than the rest of the parameters [27]. For this calculations the Fock space was truncated in $n_{\max} = 40$

intensity of the light stored in the cavity, and the light stored in the cavity might have Poisson statistics, since the variance of the number of photons equals its mean value (although in general it will not be a coherent state since the reduced density matrix of the photons will be a mixed state). The first observation is understandable when one inspects the action of the term P_p in the bare basis. On the one hand the term P_p causes transitions with equal intensity from $|X\rangle \rightarrow |G\rangle$ and from $|G\rangle \rightarrow |X\rangle$, this explains why $\langle \sigma_z \rangle$ is close to zero. The fact of being always slightly negative is related to the asymmetry that the vacuum state $|G0\rangle$ introduces between the states G and X , in such a way that state vectors with no exciton have a slightly heavier statistical weight. The second observation is related to the possibility of having an inversionless polaritonic laser [9, 10].

3.2. Emission Spectrum

Since the effects of the excitonic pumping have been extensively studied in [12, 13, 14] in this section we only study the effects of the polaritonic pumping in the emission

spectrum of the system. To do so we write the equations of motion of the variables in equation (8) as:

$$\frac{d}{dt}\mathbf{v}(t) = \mathbf{A}(P_p, P, g, \kappa, \gamma, \omega_X, \Delta)\mathbf{v}(t) \quad (14)$$

where $\mathbf{v}(t) = \{\langle\sigma_0^\dagger(t)\rangle, \langle a_{G0}^\dagger(t)\rangle, \dots, \langle\zeta_n(t)\rangle, \langle\sigma_n^\dagger(t)\rangle, \langle a_{X_{n-1}}^\dagger(t)\rangle, \langle a_{G_n}^\dagger(t)\rangle, \dots\}$. The formal solution of equation (14) is given by:

$$\mathbf{v}(t + \tau) = \exp(\mathbf{A}(P_p, P, g, \kappa, \gamma, \omega_X, \Delta)\tau)\mathbf{v}(t) \quad (15)$$

From equations (8) one sees that $\mathbf{A}(P_p, P, g, \kappa, \gamma, \omega_X, \Delta) = -2P_p\mathbf{I} + \mathbf{B}(P, g, \kappa, \gamma, \omega_X, \Delta)$ (\mathbf{I} is the identity matrix), *i.e.* the polariton pumping term is diagonal in equation (8), and because it commutes with the matrix $\mathbf{B}(P, g, \kappa, \gamma, \omega_X, \Delta)$ it can be factored out in equation (15) as follows $\mathbf{v}(t + \tau) = \exp(-2P_p\tau)\exp(\mathbf{B}(P, g, \kappa, \gamma, \omega_X, \Delta)\tau)\mathbf{v}(t)$

The last equation implies that the pumping rate P_p *cannot* modify the oscillation frequencies of the first order correlation function since it acts as a common overall decay rate for all the operators involved in equation (8). It can only redistribute the statistical weights of the different frequencies by modifying the initial values of the two time operators that are related to the populations and coherences in equation (9). For instance in the case where one considers transitions between the ground state $|G0\rangle$ and the states $|X0\rangle$ and $|G1\rangle$ only two operators appear in the equations of the QRT, $\langle a_{G0}^\dagger(t)\rangle$ and $\langle\sigma_{G0}^\dagger(t)\rangle$. This approximation is valid when the pumping (P or P_p) is small enough as compared with the losses (γ and κ) to not have an average photon number of more than one [18]. In this case the equations of the QRT are:

$$\begin{aligned} \frac{d}{dt} \begin{pmatrix} \langle a_{G0}^\dagger(t)\rangle \\ \langle\sigma_{G0}^\dagger(t)\rangle \end{pmatrix} = & \quad (16) \\ \begin{pmatrix} -\frac{P}{2} - 2P_p - \frac{\gamma}{2} + i\omega_X & ig \\ ig & -P - 2P_p - i\Delta - \frac{\kappa}{2} + i\omega_X \end{pmatrix} \begin{pmatrix} \langle a_{G0}^\dagger(t)\rangle \\ \langle\sigma_{G0}^\dagger(t)\rangle \end{pmatrix} \end{aligned}$$

The eigenvalues λ_\pm of the square matrix in the last equation will be related to the positions ω_\pm and widths Γ_\pm of the emission spectrum ($i\lambda_\pm = \omega_\pm + i\Gamma_\pm$) and are given by:

$$\begin{aligned} \lambda_\pm = & \quad (17) \\ \frac{1}{4}(-3P - 8P_p - \gamma - 2i\Delta - \kappa + 4i\omega_X & \\ \pm i\sqrt{16g^2 - (P - \gamma + 2i\Delta + \kappa)^2}) & \end{aligned}$$

As expected the term P_p only enters as a decay rate that widens both peaks of emission in the same way.

Actually one can go a bit further in the analytical calculation by considering the case where there is no exciton pumping, $P = 0$. In this case one can obtain analytically *all* the eigenvalues of the matrix $\mathbf{A} = \mathbf{A}(P_p, P = 0, g, \kappa, \gamma, \omega_X, \Delta)$. To this end notice that the only term that couples the group of operators $\langle\zeta_n(t)\rangle, \langle\sigma_n^\dagger(t)\rangle, \langle a_{X_{n-1}}^\dagger(t)\rangle, \langle a_{G_n}^\dagger(t)\rangle$ and $\langle\zeta_{n-1}(t)\rangle, \langle\sigma_{n-1}^\dagger(t)\rangle, \langle a_{X_{n-2}}^\dagger(t)\rangle, \langle a_{G_{n-1}}^\dagger(t)\rangle$ in equation (8) is the term $P\langle a_{G_{n-1}}^\dagger$ in the equation for $\frac{d}{dt}\langle a_{X_{n-1}}^\dagger$, so if $P = 0$ the structure of the matrix A will consist of

block diagonal terms of sizes 2×2 and 4×4 and off diagonal terms *over* the diagonal of the matrix. This implies that to reduce the matrix A to an upper triangular matrix it is necessary to rotate each diagonal block and the blocks above it. Once the matrix has an upper triangular form their eigenvalues are simply given by the elements of the diagonal. Summarizing, the eigenvalues of the whole matrix \mathbf{A} are simply the eigenvalues of the blocks 2×2 and 4×4 .

The eigenvalues of the 2×2 matrix are given by equation (17) with $P = 0$. The structure of the blocks 4×4 is:

$$\mathbf{A}|_{4 \times 4} = \begin{pmatrix} i(\omega_X - 2\Delta) & 0 & ig\sqrt{n+1} & -ig\sqrt{n} \\ -n\kappa - \frac{\gamma}{2} - 2P_p & & & \\ 0 & i\omega_X - 2P_p & -ig\sqrt{n} & ig\sqrt{n+1} \\ & -\frac{\gamma}{2} - n\kappa & & \\ ig\sqrt{n+1} & -ig\sqrt{n} & i(\omega_X - \Delta) - 2P_p & 0 \\ & & -(n - \frac{1}{2})\kappa - \gamma & \\ -ig\sqrt{n} & ig\sqrt{n+1} & 0 & i(\omega_X - i\Delta) \\ & & & -(n + \frac{1}{2})\kappa - 2P_p \end{pmatrix} \quad (18)$$

The eigenvalues of the above matrix are simply given by:

$$\lambda_{\pm, \pm} = -2P_p - \frac{\gamma}{2} - i\Delta - n\kappa + i\omega_X \pm \frac{1}{2\sqrt{2}} \sqrt{a \pm \sqrt{b}} \quad (19)$$

$$\begin{aligned} a &= -8(2n+1)g^2 - 4\Delta^2 + (\kappa - \gamma)^2 \\ b &= 256n(n+1)g^4 + [(\kappa - \gamma)^2 + 4\Delta^2]^2 \\ &\quad - 16[(2n+1)(\gamma^2 + \kappa^2 + 4\Delta^2) - 2(2n\kappa + \kappa - 2i\Delta)\gamma - 4i\Delta\kappa]g^2 \end{aligned}$$

An interesting question that may be asked is under what conditions the imaginary parts of the eigenvalues differ at resonance ($\Delta = 0$), *i.e.*, under what condition $a \pm \sqrt{b} < 0|_{\Delta=0}$. The condition is simply given by:

$$|g| > \frac{|\kappa - \gamma|}{4\sqrt{n}} \quad (20)$$

Which for $n = 1$ reduces to well the known relation for strong coupling in the absence of exciton pumping [16], but actually also tells that different excitation manifolds might be in different regimes so while some excited manifold might be “dressed” while lower states might be “bared” [14]. In our case this condition will not be affected by the polariton pumping P_p .

From the above discussion it is clear that the main effect of the term P_p is to cause an homogeneous broadening in the emission spectrum of the system. It will also increase the intensity of the emitted light since it will increase the population of highly excited states in the stationary limit, equivalently the initial values of the two time operators. The two mentioned effects can be seen in figure 3 for resonance condition $\Delta = 0$ For low P_p the peaks of the emission appear in $\omega_+ = 1001$ and $\omega_- = 999$ which are precisely

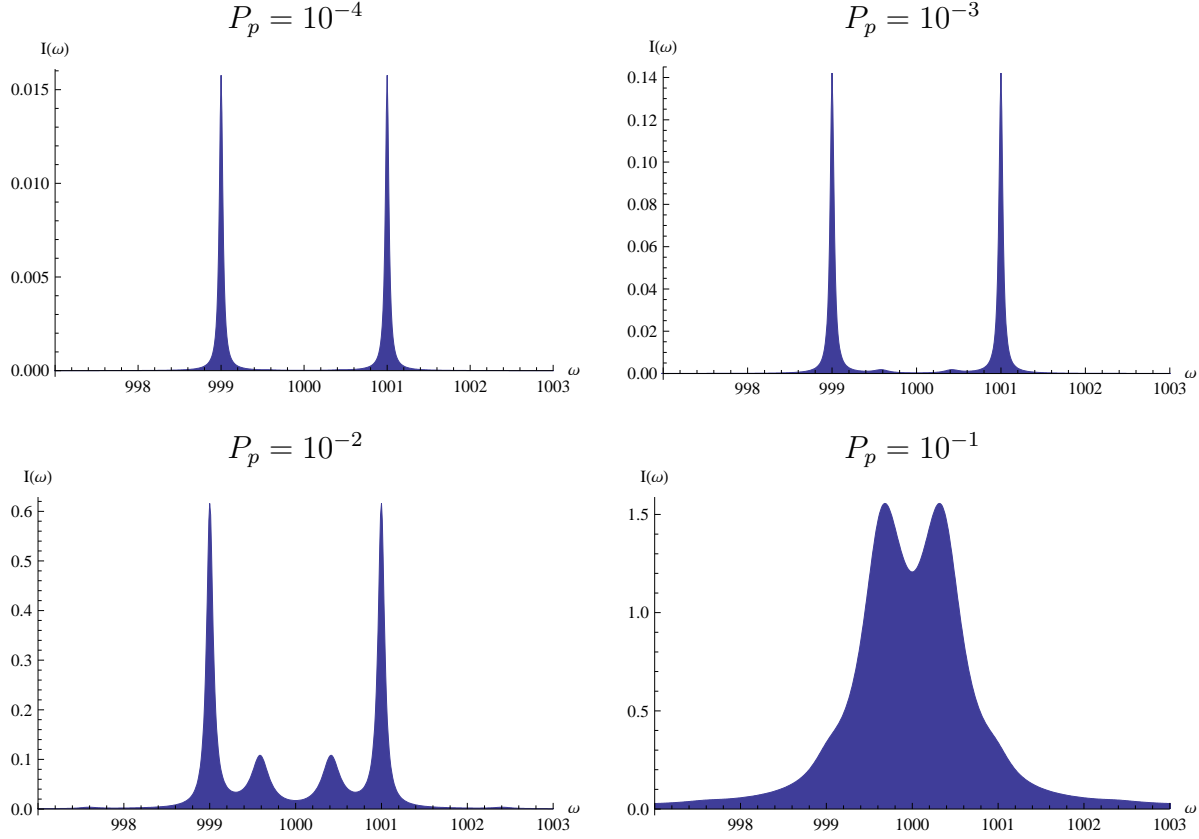


Figure 3. Emission spectrum of the system with different rates of polaritonic pump P_p for the parameters $\omega_X = 1000$, $\kappa = 0.1$, $\Delta = \gamma = P = 0$. For this calculations we truncated equations 8 in $n_{\max} = 20$

the transition energies between the states $|1, \pm\rangle$ and the vacuum $|G0\rangle$ ($\omega_X \pm g$). When the pumping is increased new lines appear, this lines are associated with the energetic transition between the states $|2, \pm\rangle$ and $|1, \pm\rangle$ which have frequencies $\omega_X \pm g \pm \sqrt{2}g$ (for the parameters used they are approximately $\omega_i \approx \{1002.4, 1000.4, 999.6, 997.6\}$). When the pumping is further increased the lines associated with the transition to the vacuum become completely shadowed by the widened lines associated with the transition $|2, \pm\rangle \rightarrow |1, \pm\rangle$.

3.3. Entanglement in the Stationary State

In this section, we use equation (13) to study the entanglement in the stationary state. It is important to remember that the Peres criterion is a necessary and sufficient condition for having entanglement when the dimensions of the Hilbert spaces (h_i) of the subsystems considered are $\dim(h_1) = 2$ and $\dim(h_2) = 2$ or 3 [28], for larger dimensions it is only a sufficient condition for having an entangled state. Under certain conditions the Fock space of our system can be truncated in one or two photons. This conditions are met when we consider small enough pumping rates (P or P_p) as compared with the loss rates (κ, γ). This hypothesis is numerically confirmed by figure 4 where it is clearly

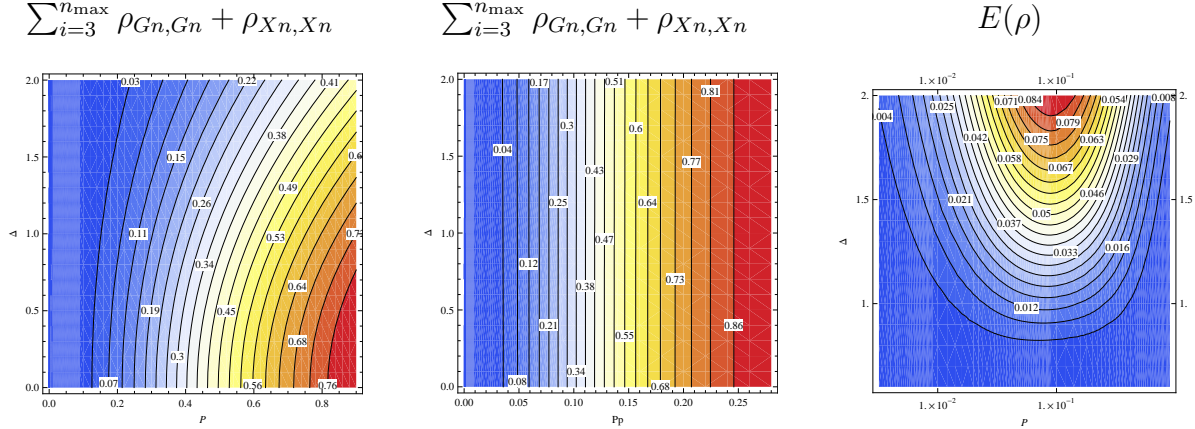


Figure 4. In the left and central panels we present the fraction of the population of the density matrix that has more than two photons as a function of the exciton or polariton pumping rates and the detuning Δ for the parameters $\kappa = 0.1$, $\gamma = 0$, $g = 1$. The results do not change significantly if $\gamma = 0.005$. The right panel examines the entanglement measure $E(\rho)$ as a function of the exciton pumping rate P and the detuning Δ (The other parameters are the same of the other two panels). It is seen that even in the stationary state one can have entangled states, which is not case if one only pumps polaritons. The Fock space was truncated in $n_{\max} = 40$.

seen that for P or $P_p < 0.1 = \kappa + \gamma$ the population corresponding to states with more than 2 photons is very small or zero. Then in the blue regions of figure 4 we can obtain the stationary state of the system considering only a Fock space of 2 photons. The exact expressions for a maximum of 1 photon are presented in appendix Appendix B. One can also find exact expressions for a maximum of 2 photons but they are very cumbersome and are no presented here. In the cases where one considers only the term P_p ($P = \gamma = 0$) one analytically finds that the state is always separable (truncating in 1 or 2 photons), this was also numerically confirmed using a larger basis ($n_{\max} = 40$) for the parameter region $10^{-4} < P_p < 1$, $0 < \Delta < 2$, $\kappa = 0.1$ and $\gamma = \{0, 0.005\}$. When the effect of the excitonic pumping is considered we find certain region of parameters where there are entangled states (see the right panel of figure 4). This results highlight the very special role of the exciton pumping term (P), because, its variation might induce or reduce the degree of entanglement between the exciton and the field mode.

4. Conclusions

In this work a mechanism for incoherent pumping of Polaritons was proposed. The form of its matrix elements was derived and used in section 2.2 to obtain the dynamical equations necessary to propagate the density operator of the system and obtain its emission spectrum. The effects of the new mechanism were compared with the effects of the exciton pumping. The physical origin of the new mechanism is still controversial and it is necessary further work in this direction. In the literature it has been considered an effective pump of excitons and photons. The fit that has been done in reference [11] has shown that indeed both terms are able to account for a significant amount of the physics

in such systems. Nevertheless using out of resonance excitation in quantum wells (QW) the group of J. Bloch obtains a polariton laser [10], that has been successfully modeled in reference [9] including a effective polariton pumping term, that is essentially equivalent to our model. Additionally in reference [6] it has been shown that for QW an effective resonant pump to the lower polariton branch is a condition for thermalization of a BEC of polaritons.

In this work it was shown that the polariton pumping term is not able to cause a positive population inversion and that above certain threshold drives the field to a Poisson-like statistics where $g^2(\tau = 0) = 1$. It was shown that the term P_p is unable to change the dynamical regimes of the system, and that its effect on the emission spectrum is twofold: it causes a homogeneous broadening of the peaks and an increase in the integrated emission. Also in this work, it was examined how the incoherent pumping mechanisms affects the entanglement of the exciton and the cavity in the stationary state. It was shown that the exciton pumping term does not completely destroy entanglement as the polariton pumping does. Finally, in section 2.4 a useful rule-of-thumb based on the Peres criterion was obtained to determine if the state of the exciton and the photons is entangled.

Acknowledgments

The authors acknowledge financial support from the Proyecto de Sostenibilidad-GFAM from Universidad de Antioquia and Universidad Nacional de Colombia. NQ is grateful to M.F. Suescum-Quezada for the help provided in the diagramation of the figures.

Appendix A. Dynamics of the density matrix elements

The dynamical equations for the populations and coherences in the bare basis are given by:

$$\begin{aligned}
 \frac{d}{dt}\rho_{Gn,Gn} &= -P\rho_{Gn,Gn} + \kappa((n+1)\rho_{Gn+1,Gn+1} - n\rho_{Gn,Gn}) & (A.1) \\
 &+ P_p(\rho_{Gn-1,Gn-1} - 2\rho_{Gn,Gn} + \rho_{Xn-2,Xn-2}) \\
 &+ ig\sqrt{n}(\rho_{Gn,Xn-1} - \rho_{Xn-1,Gn}) + \gamma\rho_{Xn,Xn} \\
 \frac{d}{dt}\rho_{Xn-1,Xn-1} &= P\rho_{Gn-1,Gn-1} + \kappa(n\rho_{Xn,Xn} - (n-1)\rho_{Xn-1,Xn-1}) \\
 &+ P_p(\rho_{Gn-1,Gn-1} + \rho_{Xn-2,Xn-2} - 2\rho_{Xn-1,Xn-1}) \\
 &+ ig\sqrt{n}(\rho_{Xn-1,Gn} - \rho_{Gn,Xn-1}) - \gamma\rho_{Xn-1,Xn-1} \\
 \frac{d}{dt}\rho_{Gn,Xn-1} &= ig\sqrt{n}(\rho_{Gn,Gn} - \rho_{Xn-1,Xn-1}) + \kappa\sqrt{n(n+1)}\rho_{Gn+1,Xn} \\
 &+ \left(-\frac{P}{2} - 2P_p - \frac{\gamma}{2} + i\Delta - n\kappa + \frac{\kappa}{2}\right)\rho_{Gn,Xn-1}
 \end{aligned}$$

Appendix B. Stationary state truncating in one photon

The populations and coherences of the stationary density operator, truncating the Fock space in one photon, are given by:

$$\begin{aligned}
 \rho_{X0,G1} &= (2ig(P + 4P_p + \gamma - 2i\Delta + \kappa)((P + P_p)\kappa - P_p\gamma)) / N & (B.1) \\
 \rho_{G0,G0} &= (4(P + 2P_p)(\gamma + \kappa)(P + 4P_p + \gamma + \kappa)g^2 \\
 &\quad + P_p\gamma(P + 2P_p + \gamma + \kappa) (4\Delta^2 + (P + 4P_p + \gamma + \kappa)^2)) / C \\
 \rho_{X0,X0} &= (4(P + 2P_p)(\gamma + \kappa)(P + 4P_p + \gamma + \kappa)g^2 \\
 &\quad + (P + P_p)\kappa(P + 2P_p + \gamma + \kappa) (4\Delta^2 + (P + 4P_p + \gamma + \kappa)^2)) / C \\
 \rho_{G1,G1} &= (4(P + 2P_p)(\gamma + \kappa)(P + 4P_p + \gamma + \kappa)g^2 \\
 &\quad + P_p\gamma(P + 2P_p + \gamma + \kappa) (4\Delta^2 + (P + 4P_p + \gamma + \kappa)^2)) / C \\
 \rho_{X1,X1} &= (4g^2(P + 4P_p + \gamma + \kappa)(P + 2P_p)^2 \\
 &\quad + P_p(P + P_p)(P + 2P_p + \gamma + \kappa) (4\Delta^2 + (P + 4P_p + \gamma + \kappa)^2)) / C \\
 N &= 4(P + 2P_p + \gamma + \kappa)(P + 4P_p + \gamma + \kappa)g^2 \\
 &\quad + (P + P_p + \gamma)(P_p + \kappa) (4\Delta^2 + (P + 4P_p + \gamma + \kappa)^2) \\
 C &= N(P + 2P_p + \gamma + \kappa)
 \end{aligned}$$

References

- [1] Kavokin A V, Baumberg J J, Malpuech G and Laussy F P 2007 *Microcavities* (Oxford: Oxford University Press)
- [2] Yamamoto Y, Tassone F and Cao H 2000 *Semiconductor Cavity Quantum Electrodynamics* (Berlin: Springer)
- [3] Nomura M, Kumagai N, Iwamoto S Ota Y and Arakawa Y 2010 *Nat. Phys.* **6** 279
- [4] Amo A, Lefrère J, Pigeon S, Adrados C, Ciuti C, Carusotto I, Houdré R, Giacobino E and Bramati A 2009 *Nat. Phys.* **5** 805
- [5] Amo A, Sanvitto D, Laussy F P, Ballarini D, del Valle E, Martin M D, Lemaître A, Bloch J, Krizhanovskii D N, Skolnick M Sand Tejedor C and Viña L 2009 *Nature* **457** 291
- [6] Deng H, Press D, Götzinger S, Solomon G S, Hey R, Ploog K H and Yamamoto Y 2006 *Phys. Rev. Lett.* **97** 146402
- [7] Kasprzak J, Richard M, Kundermann S, Baas A, Jeambrun P, Keeling J M J, Marchetti F M, Szymanska M H, Andre R, Staehli J L, Savona V, Littlewood P B, Deveaud B and Dang L S 2006 *Nature* **443** 409
- [8] Vera C A, Cabo A and González A 2009 *Phys. Rev. Lett.* **102** 126404
- [9] Vera C A, Vinck-Posada H and González A 2009 *Phys. Rev. B* **80** 125302
- [10] Bajoni D, Senellart P, Wertz E, Sagnes I, Miard A, Lemaître A and Bloch J 2008 *Phys. Rev. Lett.* **100** 047401
- [11] Laucht A, Hauke N, Villas-Bôas J M, Hofbauer F, Böhm G, Kaniber M and Finley J J 2009 *Phys. Rev. Lett.* **103** 087405
- [12] Laussy F P, del Valle E and Tejedor C 2008 *Phys. Rev. Lett.* **101** 083601
- [13] Laussy F P, del Valle E and Tejedor C 2009 *Phys. Rev. B* **79** 235325
- [14] del Valle E, Laussy F P and Tejedor C 2009 *Phys. Rev. B* **79** 235326
- [15] Jaynes E and Cummings F 1963 *Proc. IEEE* **51** 89 – 109
- [16] Gerry C C and Knight P L 2004 *Introductory Quantum Optics* (Cambridge: Cambridge University Press)

- [17] Perea J I, Porras D and Tejedor C 2004 *Phys. Rev. B* **70** 115304
- [18] Vera C A, Quesada N, Vinck-Posada H and Rodríguez B A 2009 *J. Phys.: Condens. Matter* **21** 395603
- [19] del Valle E, Laussy F P, Troiani F and Tejedor C 2007 *Phys. Rev. B* **76** 235317
- [20] del Valle E 2010 *Phys. Rev. A* **81** 053811
- [21] del Valle E 2010 *arXiv*: 1001.2201
- [22] Breuer H and Petruccione F 2003 *The Theory of Open Quantum Systems* (Oxford: Oxford University Press)
- [23] De Liberato S and Ciuti C 2009 *Phys. Rev. B* **79** 075317
- [24] Walls D F and Milburn G J 1994 *Quantum Optics* (Berlin: Springer - Verlag)
- [25] Peres A 1996 *Phys. Rev. Lett.* **77** 1413–1415
- [26] Huber M, Mintert F, Gabriel A and Hiesmayr B C 2010 *Phys. Rev. Lett.* **104** 210501
- [27] Press D, Göttinger S, Reitzenstein S, Hofmann C, Löffler A, Kamp M, Forchel A and Yamamoto Y 2007 *Phys. Rev. Lett.* **98** 117402
- [28] Horodecki M, Horodecki P and Horodecki R 1996 *Phys. Lett. A* **223** 1 – 8