

On Semi-discrete Operators

A Theory Behind The Integral Image Algorithm

Amir Finkelstein

Haifa, Israel

Personal Page: www.amir-f.com

Abstract— Ever since the early 1980's, computer scientists have been using an algorithm named "Summed Area Table", also known as "Integral Image". This algorithm was shown to provide a tremendous computational gain, since it fits precisely to the needs of discrete geometry researchers, due to its discrete nature. It was first introduced in 1984 by Crow, and was reintroduced to the computer vision community in 2001 by Viola and Jones. In 2007, Wang and his colleagues suggested a semi-discrete, semi-continuous formulation of an extension to this algorithm (discrete Green's theorem), and in this paper it is suggested that a decisive parameter at the formulation of the theorem should be naturally defined via a simpler pointwise operator than the derivative. The main operator of this theory is defined by a mixture of the discrete and continuous, to form a semi discrete and efficient operator, given that one aims at classification of monotony. This approach to analyze functions is hence suitable for computers (in order to save computation time), and the simplicity of the definition allows further research in other areas of classical analysis.

Semi-discrete; Detachment; Calculus; Integral Image; Slanted Line Integral

1. Previous Work

Ever since the early 1980's, computer scientists have been using an algorithm named "Summed Area Table", also known as "Integral Image". The algorithm suggests a formula for a rapid evaluation of the sum of rectangles in a given table (or in an image). It was first introduced in 1984 by Crow (in [10]), and was reintroduced to the computer vision community in 2001 by Viola and Jones (in [11]).

In 2007, Wang and his colleagues (in [1]) suggested a rigorous formulation to a natural extension to this algorithm, whose formulation is as follows. Let $D \subset \mathbb{R}^n$ be a 'generalized rectangular domain' (a domain that consists of a finite unification of rectangles), and let $f : \mathbb{R}^n \rightarrow \mathbb{R}$ be an integrable function. Let F be a cumulative distribution function of f ,

i.e., $F(\vec{x}) \equiv \int_{B(\vec{x})} f \overline{dx}$, where $B(\vec{x}) \subset \mathbb{R}^n$ is a box that is

determined according to the point \vec{x} and the origin. Then:

$$\int_D f \overline{dx} = \sum_{\vec{x} \in V \cdot D} \alpha_D(\vec{x}) \cdot F(\vec{x}), \quad (1)$$

where $\alpha_D : \mathbb{R}^n \rightarrow \mathbb{Z}$ is a map that depends on n . For $n = 2$ it is such that $\alpha_D(\vec{x}) \in \{0, \pm 1, \pm 2\}$, according to which of the 10 types of corners, depicted at figure 1 in [1] paper (and for the reader's convenience, also at this paper's figure 1), \vec{x} belongs to. A two dimensional version of this theorem, "discrete Green's theorem", is illustrated in [12].

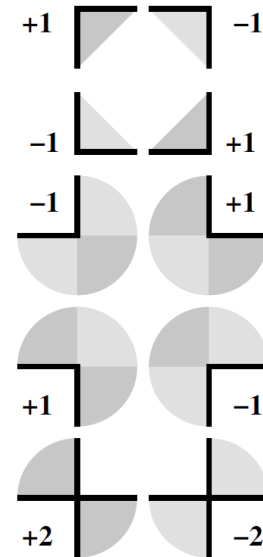


Figure 1. The corners on which wang et. al's pointed out in their paper. The numbers are the coefficients of the cumulative distribution function at the corners as stated at the formulation of the discrete Green's theorem. This coefficient is a term that this paper seeks to define in a rigorous manner.

2. Research's Goals

The questions queried by this research are simple:

1. How can the parameter α_D from formula (1) be properly defined?

2. Given that we establish a tool for a proper definition of α_D , does this tool enable a formulation of other interesting mathematical facts?
3. How can formula (1) be naturally extended to more general domains (and not only those formed by a finite unification of rectangles)?

This paper discusses those questions and suggests a brief to the answers. A more detailed discussion is held in [2].

3. Definition of α_D

Since the parameter α_D at formula (1) is uniquely defined according to the corner's type, then a tool for classification of corners along a given curve is required. In other words, given a curve $\gamma(t) = (x(t), y(t))$, we would like to point out a parameter that enables to distinguish between the types of corners along the curve, as depicted in figure 1. Let us consider the following example, that shows in what sense the derivative is not a successful tool in the task of **classification of corners**.

Example 1. Let us analyze three different parametrizations of the same curve, and watch how the derivative is not successful in classifying a corner along the curve, due to a lack of consistency:

- First parametrization:

$$C: \gamma_1(t), \quad 0 \leq t \leq 2$$

$$\gamma_1(t) = \begin{cases} (1-t, 0), & 0 \leq t \leq 1 \\ (0, t-1), & 1 \leq t \leq 2. \end{cases}$$

Then the curve has a corner at the point $(0,0)$, that occurs for $t=1$ in the parametrization. The curve's one-sided derivatives there are $x'_+(1) = 0$, $x'_-(1) = -1$ and:

$y'_+(1) = +1$, $y'_-(1) = 0$, which seems like a reasonable result.

- Second parametrization:

$$C: \gamma_2(t), \quad 0 \leq t \leq 2$$

$$\gamma_2(t) = \begin{cases} ((1-t)^2, 0), & 0 \leq t \leq 1 \\ (0, (t-1)^2), & 1 \leq t \leq 2. \end{cases}$$

At the current parametrization, the curve's one-sided derivatives are all zeroed at $(0,0)$, where $t=1$. This occurs because the curve's parametrization consists of quadratic expressions, contrary to the first parametrization, that consists of linear expressions.

- Third parametrization:

$$C: \gamma_3(t), \quad 0 \leq t \leq 2$$

$$\gamma_3(t) = \begin{cases} ((1-t)^{\frac{2}{3}}, 0), & 0 \leq t \leq 1 \\ (0, (t-1)^{\frac{2}{3}}), & 1 \leq t \leq 2. \end{cases}$$

This time, some of the curve's one-sided derivatives do not even exist at $(0,0)$, where $t=1$.

The consequence is that the vector $(x'_+, x'_-, y'_+, y'_-)^T|_{t=t_0}$ is not a valid tool for classification of corners (since this vector is dependent of the curve's parametrization). Hence, we should introduce a different tool. Notice that in fact, the derivative inquires superfluous information for this task, and that we can settle for less information and inquire the sign of the one-sided derivatives of the functions x, y that form the curve's parametrization. It is easy to see that the vector of the signs of the one-sided derivatives is not a successful tool either, due to the previously discussed reason.

We shall now introduce a simpler tool, whose definition results from the following question: why calculate the derivative from the first place, if all we are interested in is its sign? In other words: why inquire a function's **rate** of change, if all we are interested in is the function's **trend** of change?

Definition 1. Detachment. We will define the one-sided detachments of a function $f: \mathbb{R} \rightarrow \mathbb{R}$ at a point $x \in \mathbb{R}$ as:

$$f'_\pm: \mathbb{R} \rightarrow \{+1, -1, 0\}$$

$$f'_\pm(x) \equiv \lim_{h \rightarrow 0^\pm} \text{sgn}[f(x+h) - f(x)],$$

if the limits exist. The definition is illustrated in [4].

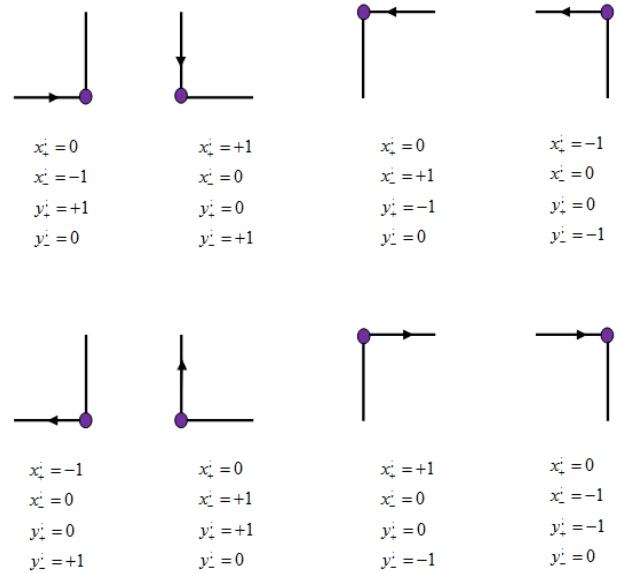


Figure 2. Classification of corners along a curve according to the curve's one-sided detachments.

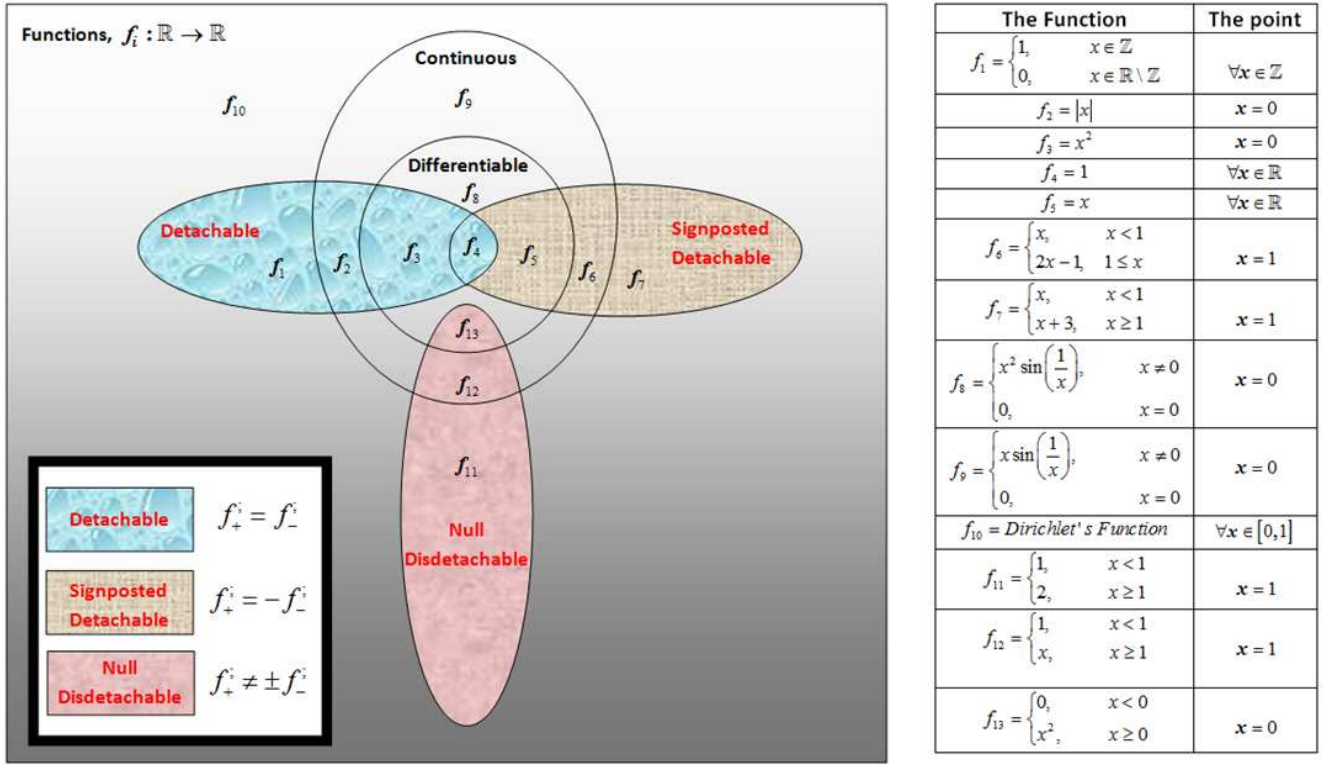


Figure 3. Pointwise properties of single variable functions. Note that detachable, signposted detachable and null disdetachable functions need not be differentiable nor continuous.

If we go back to example 1, then now the vector:

$$(x_+^i, x_-^i, y_+^i, y_-^i)^T|_{i=1}$$

equals $(0, +1, +1, 0)^T$ regardless of the curve's parametrization (as long as the parametrization is continuous), and it distinguishes between different corners, as depicted at figure 2. The consequence is that the detachment is a successful tool in the task of classification of corners, hence the parameter α_D can be defined via the one-sided detachments of the curve at the point, where the curve has a corner.

4. Single Variable Semi-discrete Calculus

Via the definition of the detachment we can now talk of a semi-discrete theory for single variable functions. Let us stress three main concepts in this part of the theory.

A. The Set of Detachable Functions

Due to its simplicity, the detachment is defined for a broader set of functions, that need not be differentiable and not even continuous. This fact is illustrated in figure 3, and in [5].

B. Semi-discrete Analogues to the Calculus Theorems

First let us introduce an operator that is defined whenever a function is detachable from both sides.

Definition 2. Tendency. We will define the tendency of a function $f : \mathbb{R} \rightarrow \mathbb{R}$ at a point $x \in \mathbb{R}$ as:

$$\tau_f : \mathbb{R} \rightarrow \{+1, -1, 0\}$$

$$\tau_f(x) \equiv \text{sgn}[f_+^i(x) - f_-^i(x)],$$

if the one-sided detachments exist.

This operator is zeroed at a function's extrema points (where $f_+^i = f_-^i$), and everywhere else it forms a weighted combination of its one-sided detachments, if those exist. In many cases, a function's tendency agrees with the sign of its derivative – since this operator is defined also for not differentiable and not even continuous functions – hence, it can be thought of as an extension to the sign of the derivative. Using it, we can build semi-discrete analogues to familiar theorems in Calculus.

For example, let us recall Lagrange's mean value theorem.

Theorem 1. Mean Value Theorem. Let $f : [a, b] \rightarrow \mathbb{R}$ be a continuous function in $[a, b]$ and differentiable in (a, b) .

Then there exists a point $c \in (a, b)$ such that:

$$f'(c) = \frac{f(b) - f(a)}{b - a}.$$

Let us now formulate its semi-discrete analogue:

Theorem 2. Semi-discrete Mean Value Theorem. Let $f : [a, b] \rightarrow \mathbb{R}$ be a continuous function in $[a, b]$ and detachable from both sides in (a, b) . Suppose that $f(a) \neq f(b)$. Then for each threshold $v \in (f(a), f(b))$ there exists a point $c_v \in f^{-1}(v)$ such that:

$$\tau_f(c_v) = \text{sgn}[f(b) - f(a)].$$

A suggestion for a proof of this theorem is available in [2]. Notice the similarity between theorem 1 and theorem 2. A short comparison between the theorems is as follows:

- Both the theorems require continuity in the closed interval.
- While the original version requires differentiability in the open interval, its semi-discrete analogue requires detachability from both sides there, which can be thought of as a weaker condition.
- The statements of both the theorems are similar: they both resemble the pointwise operators from which they follow (the term $\frac{f(b) - f(a)}{b - a}$ resembles the definition of the derivative, while the term $\text{sgn}[f(b) - f(a)]$ resembles the definition of the detachment).
- While the original version guarantees the existence of one point $c \in (a, b)$ that satisfies the theorem's statement, its semi-discrete analogue is stated for each value in the interval $(f(a), f(b))$, hence its statement holds for uncountably many points.

To sum up this discussion, the semi-discrete version depicts a trade-off between the amount of information that the theorem supplies, and the set of functions for whom the theorem holds, with respect to the original version.

Other analogous theorems are available in [2].

C. Numerical Approximation

The computational cost of a numerical approximation of the detachment is preferable with respect to this of the derivative. This statement, that has been lately been approved via a computer experiment, follows from two main reasons: first, the detachment spares the division operator that is found in the definition of the derivative; and second, the number of possible values of the limit at the definition of the detachment is finite – only three such values $\{0, \pm 1\}$, contrary to theoretically uncountably many values at the definition of the derivative. A more detailed discussion is available in [2].

5. Extending The Discrete Green's Theorem

The discrete Green's theorem's formulation in equation (1) states a connection between the double integral of a

function over a finite unification of rectangles and a linear combination of the given function's cumulative distribution function at the domain's corners. A natural question that rises from this theorem is: how can this theorem be naturally extended to more general types of domains, not only those that are formed by a finite unification of rectangles?

This research suggests that to answer that question, it is required to establish a new integration method over curves in the plane, that results with an 'automated' division of the domain bounded by the curve into a finite unification of rectangles (for whom the discrete Green's theorem is applied) and 'all the rest', for whom the double integral of the original function is evaluated separately.

A. Curve's Tendency

First Let us define a useful tool, namely a curve's tendency indicator vector.

Definition 3. Tendency Indicator Vector. Let

$\gamma(t) = (x(t), y(t))$ be a curve, and let $\gamma(t_0)$ be a point on the curve. If the curve's one-sided detachments,

$$x_+^i(t_0), x_-^i(t_0), y_+^i(t_0), y_-^i(t_0),$$

all exist, then the curve will be said to be **tendable** at t_0 , and we define the curve's tendency indicator vector there as the following vector:

$$(x_+^i, x_-^i, y_+^i, y_-^i)^T|_{t_0}.$$

For the simplicity of the discussion, the curves will be assumed to be tendable, continuous and simple from now on.

Positive				Negative				Zero			
x_+^i	x_-^i	y_+^i	y_-^i	x_+^i	x_-^i	y_+^i	y_-^i	x_+^i	x_-^i	y_+^i	y_-^i
+1	+1	-1	-1	+1	+1	+1	+1	-1	+1	-1	-1
-1	-1	+1	+1	-1	-1	-1	-1	+1	0	+1	-1
+1	0	0	+1	0	+1	-1	0	0	-1	-1	+1
-1	0	0	-1	0	-1	+1	0	-1	-1	+1	0
+1	0	0	-1	0	+1	+1	0	-1	-1	0	-1
-1	0	0	+1	0	-1	-1	0	0	+1	-1	-1
+1	0	-1	+1	0	-1	+1	-1	-1	0	0	-1
-1	-1	0	+1	-1	+1	-1	0	+1	0	+1	+1
-1	+1	0	-1	+1	-1	+1	0	0	-1	+1	+1
-1	0	+1	-1	0	+1	-1	+1	-1	-1	0	0
-1	-1	0	+1	-1	-1	-1	0	+1	+1	0	0
+1	0	-1	-1	0	-1	-1	-1	-1	0	-1	0
-1	0	+1	+1	0	+1	+1	+1	-1	+1	0	0
+1	+1	0	-1	+1	+1	+1	0	0	0	-1	+1
+1	-1	-1	+1	+1	-1	+1	-1	0	0	0	-1
-1	+1	+1	-1	1	1	1	1	0	0	+1	-1

Figure 4. The curve's tendency (positive and negative stand for +1 and -1 respectively) as a function of its tendency indicator vector.

Next, we consider a parameter of a curve in the plane, namely its 'tendency'. This parameter is defined via the curve's tendency indicator vector, such that the curve's tendency agrees with the parameter α_d from formula (1) along the curve's corners, and is defined also at non-corner points. The definition of the curve's tendency is available at figure 4.

A geometric interpretation of the curve's tendency is as follows: to calculate a curve's tendency at a point, we place a right angle at that point such that the quadrant defined by this angle is contained in the left hand-side of the curve; the curve's tendency is the number α_d of that corner, that was defined earlier via the vector of one-sided detachments. This geometric interpretation is illustrated at figure 5. A more detailed illustration to this parameter and its geometric interpretation is available in [7]. Using this parameter, we can establish the following integration method.

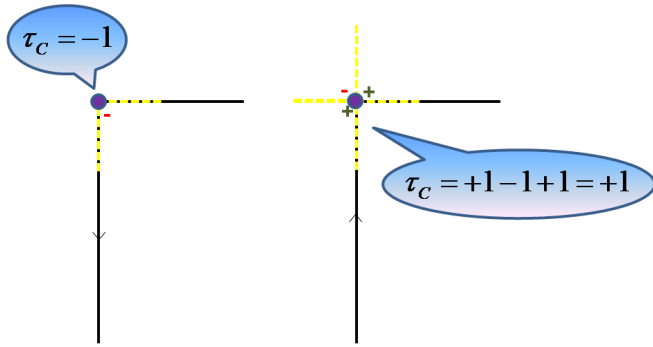


Figure 5. An illustration to the geometric interpretation of a curve's tendency. Notice that at the right curve, due to deduction the curve's tendency is +1.

B. Definition of Slanted Line Integral

Given a uniformly tended curve γ (a curve whose tendency indicator vector is constant for each of its interior points), first let us define its positive domain, $D^+(\gamma)$ as the domain bounded by the curve and two lines that are parallel to the axes, such that the domain is contained in a left hand-side of the curve. This definition is illustrated at figure 6. Let us now consider a useful term in the context of the following discussion.

Definition 4. Uniformly Tended Division. Let $\gamma(t)$ be a tendable curve, where $\alpha < t < \beta$. Let us observe the following n sub-curves of γ :

$$\gamma^{(i)} \equiv \{\gamma(t) \mid t_{i-1} \leq t \leq t_i\},$$

where $1 \leq i \leq n$, $t_0 = \alpha$, $t_n = \beta$ and $t_0 < t_1 < \dots < t_n$. If each $\gamma^{(i)}$ is uniformly tended, then $\{\gamma^{(i)}\}_{i=1}^n$ is called a uniformly tended division of γ .

Now, let $f: \mathbb{R}^2 \rightarrow \mathbb{R}$ be an integrable function. Suppose we define the following integration method of f over the curve γ :

$$\int_{\gamma} f \equiv \int_{D^+(\gamma)} f \overline{dx},$$

And intuitively suggest to extend it to tendable curves: Let γ be a tendable curve. Then we define the suggested integration method of f along the curve γ simply as:

$$\int_{\gamma} f \equiv \sum_{i=1}^n \int_{\gamma^{(i)}} f,$$

where $\{\gamma^{(i)}\}_{i=1}^n$ is a uniformly tended division of γ .

The above definition seems like an intuitive definition at first glance. However, let us note three key problems related to the suggested definition.

- This integration method is sensitive to different uniformly tended divisions of the curve, since $\int_{\gamma_1 \cup \gamma_2} f \neq \int_{\gamma_1} f + \int_{\gamma_2} f$. This fact is illustrated in figure 7: The term to the left includes the function's integral over the rectangle, that is not included in the terms to the right.
- This integration method does not depict a curve-domain relation (as is the case in the familiar line integral, where Green's theorem guarantees the relation between integration over a domain's edge and the domain itself). In simple words, it is easy to see that independently of the uniformly tended division of the curve ∂D , it holds that $\int_{\partial D} f \neq \int_D f \overline{dx}$.
- In this integration method, overlapping domains are not deducted (contrary to the case for the familiar line integral, for example).

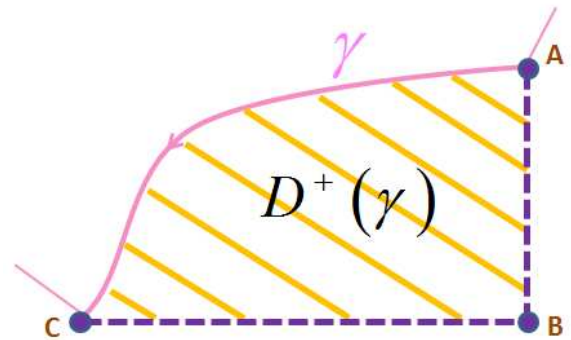


Figure 6. An illustration to a uniformly tended curve's positive domain.

All the examples stated above are caused due to a non calculated, or over-calculated, double integral of the function f over a rectangular domain. Hence, those problems could be resolved via a more careful definition of the above integration method, that involves the cumulative distribution function's values at key points along the positive domain's edge (that will, in turn, enable a calculation of the original function over a rectangular domain – according to the discrete Green's theorem).

Definition 5. Slanted Line Integral over a uniformly tended curve. Let $f : \mathbb{R}^2 \rightarrow \mathbb{R}$ be an integrable function, and let F be its cumulative distribution function. Let γ be a uniformly tended curve. Then we define the slanted line integral of F along the curve γ as follows:

$$\int_{\gamma} F \equiv \int_{D^+(\gamma)} f \overline{dx} - \tau(\gamma)F(B) + \frac{1}{2}[\tau(A)F(A) + \tau(C)F(C)],$$

Where $\tau(\gamma)$ is the curve's tendency, $D^+(\gamma)$ is the curve's positive domain, and $\tau(A), \tau(B)$ and $\tau(C)$ are the curve's tendencies at the points A, B and C along the edge of the domain, as illustrated at figure 6.

Definition 6. Slanted Line Integral over a tendable curve. Let $f : \mathbb{R}^2 \rightarrow \mathbb{R}$ be an integrable function, and let F be its cumulative distribution function. Let γ be a tendable curve. Then we define the slanted line integral of F along the curve γ simply as:

$$\int_{\gamma} F \equiv \sum_{i=1}^n \int_{\gamma^{(i)}} F, \quad (2)$$

where $\{\gamma^{(i)}\}_{i=1}^n$ is a uniformly tended division of γ .

This integration method is illustrated in [8].

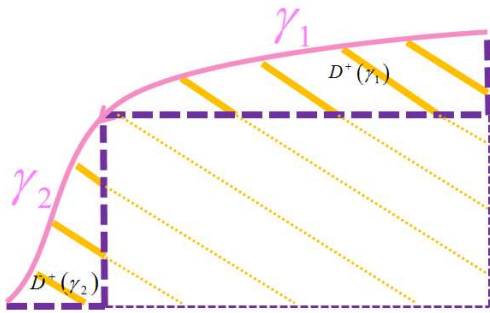


Figure 7. An illustration to the fact that a straight-forward definition of the integral over a curve simply as the double integral over the positive domain of the curve, is sensitive to different uniformly tended divisions of the curve. Hence definition 6 is required.

C. Properties of Slanted Line Integral

Let us quote two nice properties of the slanted line integral, whose proof can be achieved via applying formula (1). Full proofs of these claims are offered in [2].

Claim 1. Additivity. Let γ be a uniformly tended curve, and let γ_1, γ_2 be its sub-curves, such that $\gamma = \gamma_1 \cup \gamma_2$. Then:

$$\int_{\gamma} F = \int_{\gamma_1} F + \int_{\gamma_2} F.$$

This claim also asserts that the slanted line integral over a tendable curve (see definition 6) is well defined, since it follows from the additivity that the summation on the right at formula (2) is independent of the uniformly tended division of the curve.

Claim 2. Negativity. Let γ be a uniformly tended curve whose tendency is never zeroed. Then:

$$\int_{\gamma} F = - \int_{-\gamma} F,$$

Where $-\gamma$ is the curve γ with a flipped orientation.

D. Extended Discrete Green's Theorem

Using the slanted line integral we can now formulate a theorem that forms a natural extension to the discrete Green's theorem.

Theorem 3. Let $D \subset \mathbb{R}^2$ be a given simply connected domain whose edge is continuous, simple and tendable. Let f be an integrable function in \mathbb{R}^2 . Let F be its cumulative distribution function. Then:

$$\int_D f \overline{dx} = \int_{\partial D} F. \quad (3)$$

A suggestion of a proof to this theorem, by induction on the number of uniformly tended sub-curves that form the curve ∂D , is given in [2], and the theorem is illustrated in [9].

Formula (3) extends formula (1) in the sense that it holds for more general types of domains. In fact, formula (1) is a withered case of formula (3), in the following sense: If D is a unification of rectangles, then the slanted line integral of its uniformly tended sub-curves consists of the linear combination of the cumulative distribution function only, where the double integral is omitted because the positive domain of each such sub-curve is degenerated.

6. Discussion

To conclude, the key features of this theory, and its advantages and disadvantages, are as follows.

A. *Applicational Aspect*

Numerical approximation of the detachment is performed more efficiently with respect to the numerical approximation of the derivative. However, the derivative holds more information, that is lost in the definition of the detachment.

B. *Theoretical Aspect*

- Due to its simplicity, the detachment is defined even for discontinuous functions (contrary to the derivative, as illustrated in figure 3), and at advanced theories of classical analysis where the derivative is undefined – such as metric spaces. This follows from the fact, that given a function $f : X \rightarrow Y$, where (X, d_X) and (Y, d_Y) are different metric spaces, then it is not always possible to evaluate the term $\frac{d_Y(y_1, y_2)}{d_X(x_1, x_2)}$ (as required in the definition of the derivative), however the term $Q(d_Y(y_1, y_2))$ – where Q is a quantization function, similar to the definition of the detachment – is well defined, and enables the establishment of new definition and theorems.
- The theorems in the Euclidean space that rely on the detachment form semi-discrete analogues to those of single variable Calculus, and depict a trade-off between the amount of information that the theorem supplies, and the set of functions for whom the theorem holds.
- The detachment enables a natural way of classifying corners (independently of the curve's parametrization), hence for a definition of the parameter α_D from the discrete Green's theorem. Hence, this theory can be thought of as a theory behind the integral image algorithm.
- The suggested integration method (slanted line integral) over curves in \mathbb{R}^2 can be thought of as considering the macro aspect of the curve (since at this integration method it is required to divide the curve into a finite

number of sub-curves), rather than its micro aspect as at the familiar line integral.

- The theory suggests a combination between discrete and continuous mathematics, a goal that has been issued by Lovasz in [3].

C. *Didactic Aspect*

Since the definition of the detachment is very intuitive, then (the author believes that) it can be easily comprehended when Calculus is first introduced to fresh students. The same criterion holds for the slanted line integral, which is an intuitive integration method, even when compared to the familiar line integral.

References

- [1] X. Wang, G. Doretto, T. Sebastian, J. Rittscher, and P. Tu. "Shape and appearance context modeling". In Proc. IEEE Int. Conf. on Computer Vision (ICCV), pages 1–8, 2007.
- [2] A. Finkelstein. "On Semi-discrete Operators" (book version). arXiv:1005.1418v7[cs.DM], August 2010.
- [3] L. Lovasz: One mathematics, The Berlin Intelligencer, Mitteilungen der Deutschen Math.-Verein, Berlin (1998), 10-15.
- [4] "Detachment and Tendency of a Single Variable Function" from The Wolfram Demonstrations Project, Contributed by Amir Finkelstein.
- [5] "Pointwise Properties of Real Functions of a Single Real Variable" from The Wolfram Demonstrations Project, Contributed by Amir Finkelstein.
- [6] "A Semi-Discrete Analog to The Mean Value Theorem" from The Wolfram Demonstrations Project, Contributed by Amir Finkelstein.
- [7] "Tendency of a Curve" from The Wolfram Demonstrations Project, Contributed by Amir Finkelstein.
- [8] "Slanted Line Integral" from The Wolfram Demonstrations Project, Contributed by Amir Finkelstein.
- [9] "Extended Discrete Green's Theorem" from The Wolfram Demonstrations Project, Contributed by Amir Finkelstein.
- [10] F. Crow. "Summed –area tables for texture mapping". SIGGRAPH, 84, 207-212.
- [11] P. Viola & M. Jones. "Rapid object detection using a boosted cascade of simple features". In IEEE Computer Vision and Pattern Recognition (pp. I:511-518).
- [12] "A Discrete Green's Theorem" from The Wolfram Demonstrations Project, Contributed by Amir Finkelstein.