

NON-LOCALITY OF HYDRODYNAMIC AND MAGNETOHYDRODYNAMIC TURBULENCE

JUNGYEON CHO

Draft version June 3, 2022

ABSTRACT

We compare non-locality of interactions between different scales in hydrodynamic (HD) turbulence and magnetohydrodynamic (MHD) turbulence in a strongly magnetized medium. We use 3-dimensional incompressible direct numerical simulations to evaluate non-locality of interactions. Our results show that non-locality in MHD turbulence is much more pronounced than that in HD turbulence. Roughly speaking, non-local interactions count for more than 10% of total interactions in our MHD simulation on a grid of 512^3 points. However, there is no evidence that non-local interactions are important in our HD simulation with the same numerical resolution. We briefly discuss how non-locality affects energy spectrum.

Subject headings: ISM:general—MHD—turbulence

1. INTRODUCTION

Turbulence is commonly observed in astrophysical fluids and in many cases such turbulence is accompanied by a strong magnetic field, which has a large impact on the dynamics of the turbulent cascade. Since turbulence influences many astrophysical processes (e.g. transport of mass and angular momentum, star formation, fragmentation of molecular clouds, heat and cosmic ray transport, magnetic reconnection, etc.), understanding scaling properties of magnetohydrodynamic (MHD) turbulence is essential for theoretical astrophysics. For this reason, rich literature exists regarding scaling relations of MHD turbulence (See Goldreich & Sridhar 1995; Biskamp 2003 and references therein; see also Cho & Vishniac 2000b; Maron & Goldreich 2001; Müller, Biskamp, & Grappin 2003; Müller & Grappin 2005; Boldyrev 2005, 2006; Beresnyak & Lazarian 2006; Mason, Cattaneo & Boldyrev 2006; Gogoberidze 2007; Matthaeus et al. 2008).

In hydrodynamic (HD) turbulence, energy cascades down to smaller scales. Kinetic energy contained in an “eddy” is transferred to smaller eddies by shearing motions of other eddies (see, for example, Frisch 1995). Most theories on turbulence assume locality of interactions, which means interactions between similar size eddies dominate in such energy cascade. In Fourier space, this means that a Fourier mode at a wavenumber $k = |\mathbf{k}|$, where \mathbf{k} is the wavevector, interacts mainly with other modes having similar wavenumbers and transfers its energy to modes that have larger wavenumbers. Recently many researchers have investigated locality in HD turbulence (Mininni, Alexakis, & Pouquet 2008; Alexakis, Mininni, & Pouquet 2007; see also Verma et al. 2005).

In MHD turbulence with a strong mean field (\mathbf{B}_0), locality is also generally assumed. However, in the MHD case, the nature of energy cascade is slightly different. In the incompressible limit, any magnetic perturbation propagates *along* the magnetic field line. To the first order, the speed of propagation is constant and equal to the Alfvén speed $V_A = B_0/\sqrt{4\pi\rho}$, where ρ is the den-

sity. Since wave packets are moving along the magnetic field line, there are two possible directions for propagation. If all the wave packets are moving in one direction, then they are stable to nonlinear order (Parker 1979). Therefore, in order to initiate turbulence, there must be opposite-traveling wave packets and the energy cascade occurs only when they collide. Therefore, in the MHD case, locality means that a wave packet (or “eddy”) transfers energy to smaller scale wave packets by shearing motions of opposite-traveling wave packets of similar size.

There have been some discussions about non-locality in MHD turbulence with a strong mean field.² For example, Alexakis (2007) theoretically studied non-local model of MHD turbulence. In their inspiring work, Beresnyak & Lazarian (2010) numerically studied non-locality and argued that “MHD turbulence is fairly non-local, at least less local than hydrodynamic turbulence” (see also Beresnyak & Lazarian 2009). They claimed that “a) the lack of visible bottleneck effect in MHD turbulence, while it is clearly present in hydro turbulence, and b) the dependence of kinetic and magnetic spectra on driving” support this idea. Teaca et al. (2009) calculated anisotropic energy transfer in Fourier space. But they did not pay much attention to the locality issue.

In this paper, we quantitatively evaluate non-locality of HD and MHD turbulence and present a direct evidence that non-locality is clearly present in MHD turbulence. We consider only balanced strong MHD turbulence. Here balanced MHD turbulence means that amplitudes of two opposite-traveling wave packets are almost equal. In §2, we describe our numerical setup. In §3, we present our results. In §4, we briefly discuss how non-locality affects energy spectrum and give summary.

2. SIMULATIONS

We solve the incompressible HD equation,

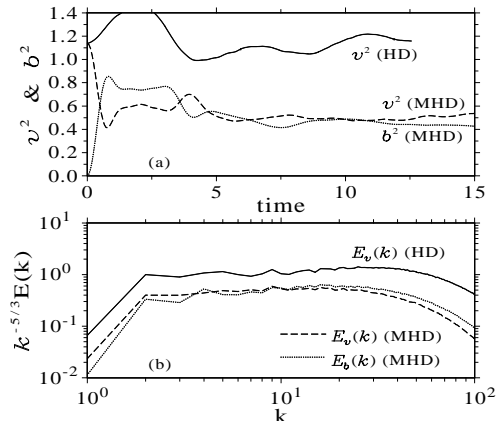
$$\partial_t \mathbf{v} = -(\nabla \times \mathbf{v}) \times \mathbf{v} + \nu \nabla^2 \mathbf{v} + \mathbf{f} - \nabla P', \quad (1)$$

² When the mean field is weak or zero, turbulence structure is very different (see for example Cho et al. 2009). There are many discussions about non-locality in this regime (see for example Alexakis, Mininni, & Pouquet 2005b; Lessinnes, Verma, & Carati 2008; Yousef et al. 2009; Aluie & Eyink 2010).

¹ Dept. of Astronomy and Space Science, Chungnam National Univ., Daejeon, Korea; cho@canopus.cnu.ac.kr

TABLE 1
RUNS

Run	Resolution	B_0	$\nu (= \eta)$
HD	512^3	-	.0004
MHD	512^3	0.8	.0004

FIG. 1.— (a) Time evolution of v^2 and b^2 . (b) Compensated spectra at $t = 12$.

and the incompressible MHD equations,

$$\partial_t \mathbf{v} = -(\nabla \times \mathbf{v}) \times \mathbf{v} + (\nabla \times \mathbf{B}) \times \mathbf{B} + \nu \nabla^2 \mathbf{v} + \mathbf{f} - \nabla P', \quad (2)$$

$$\partial_t \mathbf{B} = \mathbf{B} \cdot \nabla \mathbf{v} - \mathbf{v} \cdot \nabla \mathbf{B} + \eta \nabla^2 \mathbf{B}, \quad (3)$$

in a periodic box of size 2π , where \mathbf{f} is a random forcing term with unit correlation time, $P' \equiv P + v^2/2$, P is pressure, \mathbf{v} is the velocity, and \mathbf{B} is the magnetic field divided by $(4\pi\rho)^{1/2}$. Thus the field \mathbf{B} is, in fact, the Alfvénic velocity. The velocity and the magnetic fields are divergence-free: $\nabla \cdot \mathbf{v} = \nabla \cdot \mathbf{B} = 0$. The peak of energy injection occurs at $k_L \approx 2.5$, so the energy injection scale is $L \sim 2.5$. The amplitudes of the forcing components are tuned to ensure $v \approx 1$.

In the MHD simulation, the magnetic field consists of the uniform background field and a fluctuating field: $\mathbf{B} = \mathbf{B}_0 + \mathbf{b}$. The Alfvén velocity of the uniform background field, B_0 , is set to 0.8. At $t = 0$, the magnetic field has only the uniform component. We consider only the case where viscosity is equal to magnetic diffusivity: $\nu = \eta$. Details of the code can be found in Cho & Vishniac (2000ab).

Figure 1(a) shows time evolution of kinetic and magnetic energy densities. Figure 1(b) shows energy spectra at $t=12$. The kinetic spectrum for HD Run (solid curve) is consistent with the Kolmogorov spectrum ($E(k) \propto k^{-5/3}$) for $k \in (2, 15)$. But it shows a moderate increase of the slope for $k > 15$. The kinetic spectrum for MHD Run (dashed curve) is also consistent with the Kolmogorov one. However, the magnetic spectrum (dotted curve) is slightly shallower than the Kolmogorov one. Therefore, the spectrum of $b^2 + v^2$ (not shown) is slightly shallower than the Kolmogorov one.

3. RESULTS

3.1. Shell-to-Shell Energy Transfer

We can rewrite the MHD equations in Eqs. (2) and (3) using the Elsässer variables, $\mathbf{Z}^+ \equiv \mathbf{v} + \mathbf{B}$ and $\mathbf{Z}^- \equiv \mathbf{v} - \mathbf{B}$:

$$\partial_t \mathbf{Z}^+ = -\mathbf{Z}^- \cdot \nabla \mathbf{Z}^+ + \nu \nabla^2 \mathbf{Z}^+ + \mathbf{f} - \nabla P, \quad (4)$$

$$\partial_t \mathbf{Z}^- = -\mathbf{Z}^+ \cdot \nabla \mathbf{Z}^- + \nu \nabla^2 \mathbf{Z}^- + \mathbf{f} - \nabla P. \quad (5)$$

The Elsässer variables denote amplitudes of two opposite-traveling waves along the magnetic field line. The nonlinear term of \mathbf{Z}^+ , for example, states that energy transfer between \mathbf{Z}^+ modes is mediated by \mathbf{Z}^- modes.

In Fourier space, the non-linear term in Eq. (4), for example, becomes

$$\mathbf{N}_{\mathbf{k}}^+ \equiv -i\mathbf{k} \cdot \sum_{\mathbf{p}+\mathbf{q}=\mathbf{k}} \mathbf{Z}_{\mathbf{p}}^- \mathbf{Z}_{\mathbf{q}}^+ \quad (6)$$

and the time derivative of $(1/2)|\mathbf{Z}_{\mathbf{k}}^+|^2$ is given by

$$\mathbf{Z}_{\mathbf{k}}^+ \cdot \partial_t \mathbf{Z}_{\mathbf{k}}^{+*} = \mathbf{Z}_{\mathbf{k}}^+ \cdot \mathbf{N}_{\mathbf{k}}^{+*} - \nu k^2 |\mathbf{Z}_{\mathbf{k}}^+|^2, \quad (7)$$

where “*” denotes complex conjugate and we dropped the forcing term because its role is limited in the inertial range. Energy transfer occurs only between $\mathbf{Z}_{\mathbf{k}}^+$ and $\mathbf{Z}_{\mathbf{q}}^+$, via shearing motions provided by $\mathbf{Z}_{\mathbf{p}}^-$ modes. Without \mathbf{Z}^- modes, \mathbf{Z}^+ modes alone do not interact each other.

If interactions are local in Fourier space, we will have $p \sim q \sim k$. Since it is difficult to check the locality using individual triad interactions in Fourier space, we investigate shell-to-shell interactions. That is, we consider collective interactions in Fourier space between \mathbf{Z}^+ modes in a unit shell of radius k (hereinafter, “ k -shell”) and \mathbf{Z}^+ modes in a unit shell of radius q (“ q -shell”) by the help of \mathbf{Z}^- modes in a unit shell of radius p (“ p -shell”).³

We first consider shell-to-shell interactions of \mathbf{Z}^+ modes mediated by *all* \mathbf{Z}^- modes. Contour diagrams in Figure 2(a) and (d) show the shell-to-shell energy transfer rate:

$$\mathcal{T}(k, p = \text{all}, q) \equiv \sum_{p=0}^{p_{max}} \mathcal{T}(k, p, q) = \quad (8)$$

$$\sum_{k-1/2 < |\mathbf{k}'| < k+1/2} \sum_{q-1/2 < |\mathbf{q}'| < q+1/2} \mathbf{Z}_{\mathbf{k}'}^+ \cdot \left[i\mathbf{k}' \cdot \left(\mathbf{Z}_{\mathbf{p}}^- \mathbf{Z}_{\mathbf{q}'}^+ \right)^* \right],$$

where $\mathbf{p} = \mathbf{k}' - \mathbf{q}'$ and p_{max} is the largest wavenumber, for MHD (Figure 2(d)) and a similar expression for HD (Figure 2(a)).⁴ The energy transfer rate $\mathcal{T}(k, p = \text{all}, q)$ here is similar to $T_2(K, Q)$ in Alexakis, Mininni, & Pouquet (2005a) or Mininni et al. (2008). The contour diagrams are exactly anti-symmetric with respect to the $k = q$ line. The overall shape of the contour diagram for HD is consistent with earlier findings (Alexakis et al. 2005a; Mininni et al. 2008). The value of $\mathcal{T}(k, p = \text{all}, q)$ is positive on the upper-left half, which means that, when $q < k$, the \mathbf{Z}^+ modes in k -shell gains energy from the \mathbf{Z}^+ modes in q -shell by the help of all \mathbf{Z}^- modes that satisfy $\mathbf{p} + \mathbf{q} = \mathbf{k}$. This result is consistent with the concept of

³ In this paper, wavenumbers p , q , and k refer to those described here (and those appear in Eqs. (6), (7) and (8)).

⁴ In the HD case, $\mathbf{Z}^+ = \mathbf{Z}^- = \mathbf{v}$.

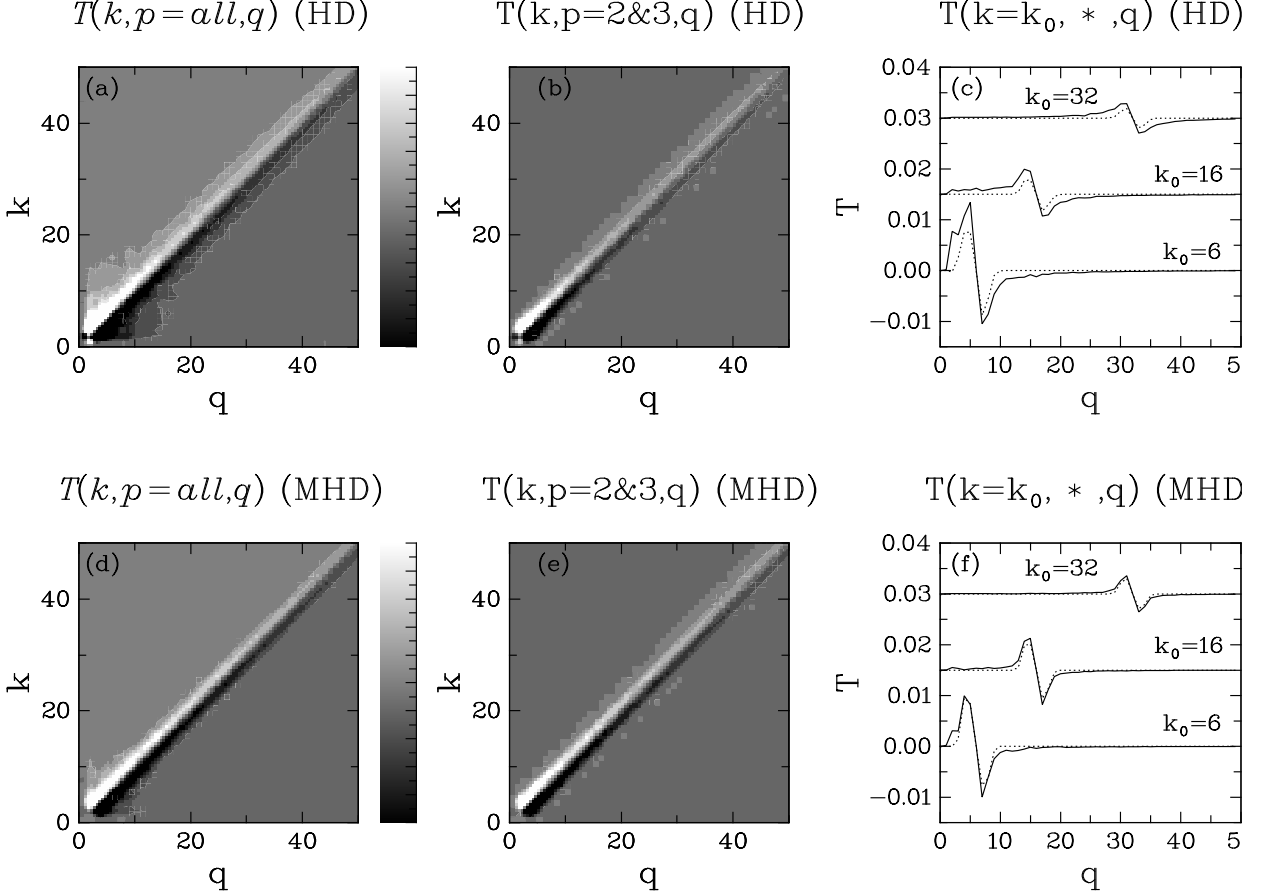


FIG. 2.— (a) & (d): Energy transfer from q -shell to k -shell by mediation of all p modes that satisfy $\mathbf{p} = \mathbf{k} - \mathbf{q}$. (b) & (e): Energy transfer from q -shell to k -shell by mediation of p modes that satisfy $1.5 \leq |\mathbf{p}| < 3.5$. This is equal to the Energy transfer from q -shell to k -shell mediated by the outer scale motions. (c) & (f): $T(k_0, *, q)$ vs. q for $k_0 = 6, 16$, and 32 . The values for $k_0 = 16$ and 32 are offset by 0.015 and 0.03, respectively. The solid lines are for $T(k_0, p = all, q)$ and the dotted lines for $T(k_0, p = 2\&3, q)$. In the MHD case, the solid and the dotted lines look very similar, which might mean that the outer scale counts for substantial fraction of the energy transfer rate. In contour diagrams the linear color bars range from -0.005 to 0.005. Snapshot at $t = 12$.

energy cascade: energy cascades down to smaller scales. Note that the values of $\mathcal{T}(k, p = all, q)$ are very close to zero except near the $k = q$ line. Does it mean that locality is a good approximation?

Note that, when the outer scale of turbulence provides strong shearing motions, $\mathcal{T}(k, p = all, q)$ has positive peaks at $q = k - k_L$ and negative peaks at $q = k + k_L$. In our case, $k_L \sim 2.5$. Therefore, shearing motions of the outer scale can also produce diagrams similar to Figure 2(a) and (d). Indeed, when we plot

$$\mathcal{T}(k, p = 2\&3, q) \equiv \sum_{p=2}^3 \mathcal{T}(k, p, q), \quad (9)$$

which is similar to $\mathcal{T}(k, p = all, q)$ except the fact that we do the summation from $p = 2$ to $p = 3$, the contour diagrams show similar features (Figure 2(b) and (e)). This result is consistent with earlier results for HD turbulence (e.g. Alexakis et al. 2005a). Note that, in Figure 2(a) and (d), the width of the contour lines near the $k = q$ line is narrower in the MHD case than in the HD case. This might mean that the effect of the outer scale is stronger

in the MHD case than in the HD case.

Figure 2(c) and (f) (right panels) show the values of $T(k_0, p = all, q)$ (solid) and $T(k_0, p = 2\&3, q)$ (dotted) for select values of k_0 . We take $k_0 = 6, 16$, and 32 . The values for $k_0 = 16$ and 32 are offset by 0.015 and 0.03, respectively, for clarity. In the HD case (upper panel), $T(k_0, p = all, q)$ and $T(k_0, p = 2\&3, q)$ look different. However, in the MHD case (lower panel), $T(k_0, p = all, q)$ and $T(k_0, p = 2\&3, q)$ look very similar, which might mean that the outer scale *does* play important roles in MHD energy cascade.

In order to evaluate the role of the outer scale in shell-to-shell energy transfer, we calculate the ratio

$$\sum_{q=0}^{k-1} \mathcal{T}(k, p = 2\&3, q) / \sum_{q=0}^{k-1} \mathcal{T}(k, p = all, q), \quad (10)$$

where q_{max} is the largest wavenumber. Figure 3(a) shows the ratios for HD and MHD. In the HD case (solid curve), the ratio is less than 0.5 for most values of k , which is consistent with Mininni et al. (2008). However, in the MHD case (dotted curve) the values are $\gtrsim 0.5$ for most

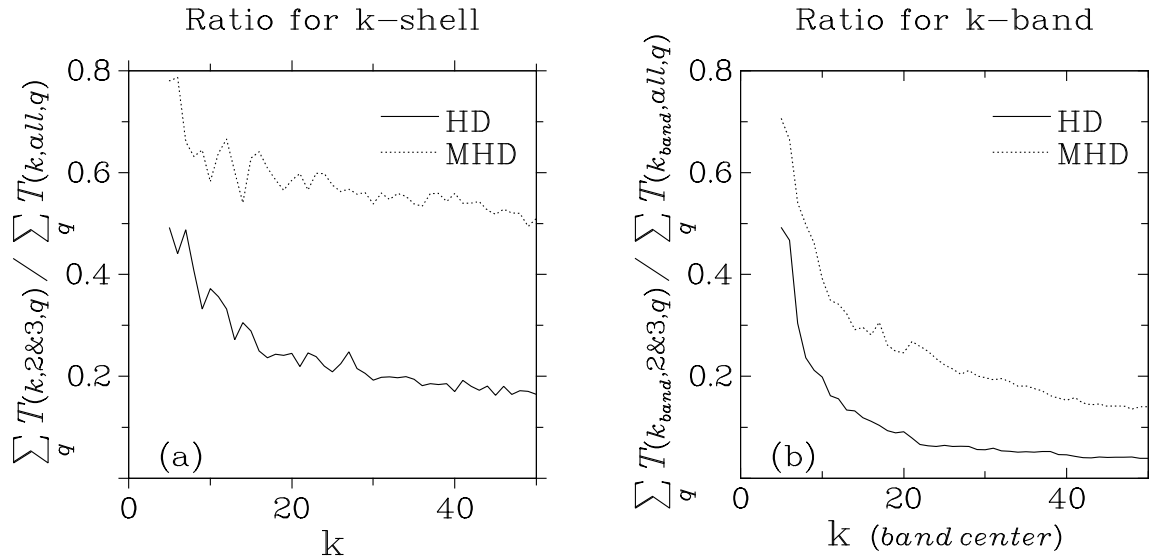


FIG. 3.— Ratio of local to non-local interactions. (a) The ratio of energy transfer from all q -shells with $q < k$ to k -shell mediated by the outer scale motions ($p = 2$ and 3) to that mediated by all scale motions (all p -shells). (b) The ratio of energy transfer from all q -shells with $q < k_{min} = k/\sqrt{2}$ to all k -shells between $k/\sqrt{2}$ and $\sqrt{2}k$ (we call “ k -band”), mediated by the outer scale motions ($p = 2$ and 3) to that mediated by all scale motions (all p -shells). Snapshot at $t = 12$.

values of k , which means that non-local interactions are indeed important for shell-to-shell energy transfer in the MHD case.

However, it is very important to note that the result in Figure 3(a) does *not* mean that non-local interactions are as strong as local interactions in MHD cascade. The result in Figure 3(a) is only for a single shell.

In order to evaluate non-locality, we would better consider the effect of p -shells on a band of k -shells between $k_{min} = k/\alpha$ and $k_{max} = \alpha k$, where α is a constant. In this paper, we take $\alpha = \sqrt{2}$. The motivation for considering this quantity is that Fourier modes in $(k/\sqrt{2}, \sqrt{2}k)$ can define “eddies” on a scale $l \sim 1/k$. In Figure 3(b) we plot the ratio similar to that in Eq. (10), but expressed in terms of

$$\mathcal{T}(k_{band}, \dots, \dots) \equiv \sum_{k'=k_{min}}^{k_{max}} \mathcal{T}(k', \dots, \dots), \quad (11)$$

where $k_{min} = k/\sqrt{2}$ and $k_{max} = \sqrt{2}k$. The summation for q is done from 0 to $k_{min} - 1$. The ratio for MHD (dotted) is non-negligible and still substantially larger than that for HD (solid). Therefore, we can conclude

that non-locality is indeed present in MHD turbulence.⁵

3.2. More on Non-locality of MHD Turbulence

Figure 3(b) shows that the $p = 2$ and $p = 3$ shells contribute more than 10% of the total energy flux. Then, which p -shell provides the strongest contribution to a k -band? In other words, what is the most shear-providing shell for a band of k -shells between $k/\sqrt{2}$ and $\sqrt{2}k$? To see this, we calculate the following quantity:

$$\sum_{q=0}^{24} \mathcal{T}(k_{band}, p, q) \equiv \sum_{q=0}^{24} \sum_{k'=25}^{50} \mathcal{T}(k', p, q), \quad (12)$$

which is equal to the total energy transferred from all q -shells with $q \leq 24$ to the k -band between $k = 25$ and $k = 50$ by the shearing action of a p -shell. Figure 4 shows that each p -shell provides a similar contribution in the HD case (solid line). Therefore, non-locality does not

⁵ We note that the ratio for MHD gradually decreases as k increases. Although it is not very clear at this moment whether it will continue to drop when we have a very long inertial range, it is likely that the ratio will continue to drop and the non-local effects of the outer scale will ultimately vanish on very small scales. Nevertheless, non-locality is an important characteristic of MHD turbulence near the outer scale.

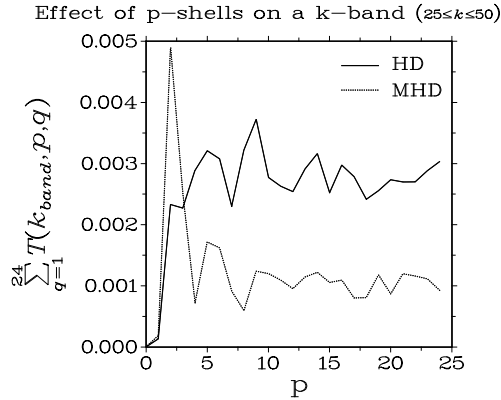


FIG. 4.— The amount of energy transferred to a k -band ($25 \leq k \leq 50$) from all q -shells having wavenumbers smaller than 25 (i.e. $q \leq 24$) as a function of p , which is the radius of a p -shell in Fourier space. Solid line is for HD turbulence and dotted line for the MHD case. In HD, non-locality is not conspicuous. In MHD, we can see a sharp peak at $p = 2$. Snapshot at $t = 12$.

seem to be important in HD turbulence. However, the $p = 2$ shell contributes most in the MHD case (dotted line). This is another piece of evidence that non-locality is clearly present in MHD turbulence.

3.3. Non-local energy transfer

So far, we have discussed non-local influence of the outer scale eddies. Now, it is time to clarify the meaning of non-locality. The nonlinear term for $\partial_t \mathbf{Z}^+$, for example, is $-\mathbf{Z}^- \cdot \nabla \mathbf{Z}^+$. Since the nonlinear term contains both \mathbf{Z}^- and \mathbf{Z}^+ , non-locality has two meanings:

1. Non-local effects of \mathbf{Z}^- , and
2. Non-local effects of \mathbf{Z}^+ .

Since \mathbf{Z}^- modes do not lose or gain energy, the former type of non-locality does not involve energy transfer between the outer scale and small scales. In fact, when this kind of non-locality is present, energy transfer between adjacent shells is enhanced. Non-locality we have discussed so far is this type of non-locality.

When the latter type of non-locality is present, there is direct energy transfer between different scales. In order to evaluate the energy transfer rate from the outer scale to a k -band between $k_{min} = k/\sqrt{2}$ and $k_{max} = \sqrt{2}k$, we calculate the ratio

$$\frac{\mathcal{T}(k_{band}, p = all, q = 2\&3)}{\sum_{q'=0}^{k/\sqrt{2}-1} \mathcal{T}(k_{band}, p = all, q')}. \quad (13)$$

Figure 5(a) shows the ratios for HD and MHD. We can see that the ratios for this type of non-locality are smaller than those for the former type of non-locality (see Figure 3(b)). The ratio for the MHD case is higher than that for the HD case.

Figure 5(b) shows the values of

$$\mathcal{T}(k_{band}, p = all, q) \equiv \sum_{k'=25}^{50} \mathcal{T}(k', p = all, q) \quad (14)$$

for HD and MHD. The values of $\mathcal{T}(k_{band}, p = all, q = 2)$ and $\mathcal{T}(k_{band}, p = all, q = 3)$ are not particularly larger than other values. It is clear from the figure that energy transfer from the outer scale ($q = 2$ and 3) to the k -band ($25 \leq k \leq 50$) is small. Therefore, non-local energy transfer from the outer scale to small scales may not be an important characteristic for both the HD and the MHD cases.

4. DISCUSSION AND SUMMARY

When shearing motions of the outer scale eddies influence energy transfer of inertial range eddies, energy spectrum becomes flatter than the Kolmogorov one. Suppose that the shearing motions of the outer scale eddies completely dominate energy cascade. In this case, from

$$Z_l^2/t_{cas} \sim Z_l^2/(L/v_L) \propto Z_l^2 = constant, \quad (15)$$

we can easily show that energy spectrum is $E(k) \propto k^{-1}$, where Z_l is an Elsässer variable at scale l , L the outer scale, and v_L the rms velocity at the outer scale (see Equation (1) of Cho, Lazarian, & Vishniac 2003). If the shearing motions of the outer scale eddies do not completely dominate, we will have a spectrum between k^{-1} and $k^{-5/3}$.

Indeed, in Figure 1 we observe that $E_v(k) + E_b(k)$ (hence spectrum of \mathbf{Z}^+ or \mathbf{Z}^-) in MHD is flatter than the Kolmogorov spectrum. This is consistent with earlier numerical results (see, for example, Maron & Goldreich 2001; Müller et al. 2003).

In summary, we have found the following results.

1. We have developed a quantitative method to measure non-locality (see Figure 3(b) or Figure 4).
2. Our numerical calculations show non-locality is more pronounced in MHD turbulence than in HD turbulence. This result confirms an earlier finding by Beresnyak & Lazarian (2010).
3. There are two forms of non-locality in MHD turbulence: non-local influence of shearing motions, which does *not* involve energy transfer between different scales, and non-local energy transfer between different scales (§3.3). In MHD, the former type of non-locality (i.e. non-local influence of outer scale shearing motions) is more important. It is not clear whether the latter type is important.
4. In MHD, non-locality is not negligible so that it might affect dynamics of turbulent cascade.

J.C.'s work was supported by the National Research Foundation of Korea (NRF) grant funded by the Korean Government (MEST) (NO. 2009-0077372). The works of J.C. was also supported by KICOS through the grant K20702020016-07E0200-01610 provided by MOST.

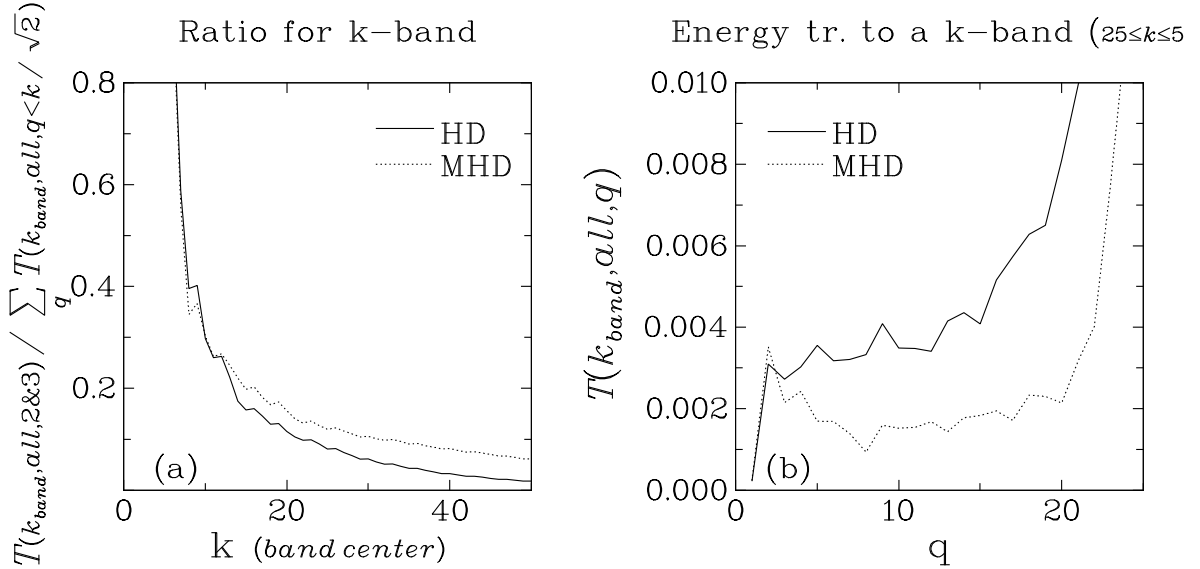


FIG. 5.— Non-local energy transfer. (a) Ratios of local to non-local direct energy transfer rates. The quantity shown here, $T(k, p = all, q = 2\&\&3)/T(k, all, 0 \leq q < k_{min})$, is the ratio of non-local energy transfer rate to total energy transfer rate. The numerator is the rate from $q = 2$ and $q = 3$ shells to k -bands between $k_{min} = k/\sqrt{2}$ and $k_{max} = \sqrt{2}k$ and the denominator is the total energy transfer rate from q -shells between 0 and $k_{min} - 1$ to the same k -bands. The MHD case shows stronger non-locality. (b) The amount of energy transferred from a q -shell to a k -band ($25 \leq k \leq 50$) by the mediation of all p -shells. Solid line is for HD turbulence and dotted line for MHD turbulence. In both cases, non-locality is not conspicuous. Snapshot at $t = 12$.

REFERENCES

- Alexakis, A. 2007, ApJ, 667, L93
 Alexakis, A., Mininni, P. D., & Pouquet, A. 2005a, Phys. Rev. Lett., 95, 264503
 Alexakis, A., Mininni, P. D., & Pouquet, A. 2005b, Phys. Rev. E, 72, 046301
 Alexakis, A., Mininni, P. D., & Pouquet, A. 2007, New Journal of Physics, 9, 298
 Aluie, H., & Eyink, G. L. 2010, Physical Review Letters, 104, 081101
 Beresnyak, A. & Lazarian, A. 2006, ApJL, 640, 175
 Beresnyak, A., & Lazarian, A. 2009, ApJ, 702, 1190
 Beresnyak, A., & Lazarian, A. 2010, arXiv:1002.2428
 Biskamp, D. 2003, *Magnetohydrodynamic Turbulence*, Cambridge University Press
 Boldyrev, S. 2005, ApJL, 626, 37
 Boldyrev, S. 2006, Phys. Rev. Lett., 96, 965002
 Cho, J., Lazarian, A., & Vishniac, E. T. 2003, ApJ, 595, 812
 Cho, J., & Vishniac, E. T. 2000a, 538, 217
 Cho, J., & Vishniac, E. T. 2000b, 539, 273
 Cho, J., Vishniac, E. T., Beresnyak, A., Lazarian, A., & Ryu, D. 2009, ApJ, 693, 1449
 Frisch, U. 1995, *Turbulence, the legacy of A.N.Kolmogorov*, Cambridge: CUP
 Gogoberidze, G. 2007, Phys. Plasmas, 14, 022304
 Goldreich, P. & Sridhar, S. 1995, ApJ, 438, 763
 Lessinnes, T., Carati, D., & Verma, M. K. 2009, Phys. Rev. E, 79, 066307
 Maron, J. & Goldreich, P. 2001, ApJ, 554, 1175
 Mason, J., Cattaneo, F., & Boldyrev, S. 2006, Phys. Rev. Lett., 97, 975002
 Mason, J., Cattaneo, F., & Boldyrev, S. 2008, Phys. Rev. E, 77, 036403
 Matthaeus, W. H., Pouquet, A., Mininni, P. D., Dmitruk, P., & Breech, B. 2008, Physical Review Letters, 100, 085003
 Mininni, P. D., Alexakis, A., & Pouquet, A. 2008, Phys. Rev. E, 77, 036306
 Müller, W.-C., Biskamp, D., & Grappin, R., Phys. Rev. E 67 (2003) 066302
 Müller, W.-C., & Grappin, R. 2005, Physical Review Letters, 95, 114502
 Parker, E. N. 1979, Oxford, Clarendon Press; New York, Oxford University Press, 1979
 Teaca, B., Verma, M. K., Knaepen, B., & Carati, D. 2009, Phys. Rev. E, 79, 046312
 Verma, M. K., Ayyer, A., Debligny, O., Kumar, S., & Chandra, A. V. 2005, Pramana, 65, 297
 Yousef, T. A., Rincon, F., & Schekochihin, A. A. 2007, Journal of Fluid Mechanics, 575, 111