

# Robust location estimation with missing data

Mariela Sued (msued@dm.uba.ar) and Víctor J. Yohai (vyohai@uolsinectis.com.ar)  
University of Buenos Aires and CONICET

## Abstract

In a missing-data setting, we have a sample in which a vector of explanatory variables  $\mathbf{x}_i$  is observed for every subject  $i$ , while scalar outcomes  $y_i$  are missing by happenstance on some individuals. In this work we propose robust estimates of the distribution of the responses assuming missing at random (MAR) data, under a semiparametric regression model. Our approach allows the consistent estimation of any weakly continuous functional of the response's distribution. In particular, strongly consistent estimates of any continuous location functional, such as the median or MM functionals, are proposed. A robust fit for the regression model combined with the robust properties of the location functional gives rise to a robust recipe for estimating the location parameter. Robustness is quantified through the breakdown point of the proposed procedure. The asymptotic distribution of the location estimates is also derived.

## 1 Introduction

Suppose we have a sample of a population, such that for every subject  $i$  in the sample we observe a vector of explanatory variables  $\mathbf{x}_i$  while a scalar response  $y_i$  is missing by happenstance on some individuals. A classical problem is to construct consistent estimators for the mean value of the response based on the observed data. In order to identify the parameter of interest in terms of the distribution of observed data, missing at random (MAR) is assumed.

This hypothesis establishes that the value of the response does not provide additional information, on top of that given by the explanatory variables, to predict whether an individual will present a missing response (see Rubin [15]). To be more rigorous, let us introduce a binary variable  $a_i$  such that  $a_i = 1$  whenever the response is observed for subject  $i$ . In this way, MAR states that

$$P(a_i = 1 | \mathbf{x}_i, y_i) = P(a_i = 1 | \mathbf{x}_i). \quad (1)$$

Under this condition, if  $P(a_i = 1 | \mathbf{x}_i) > 0$ , we have that

$$E[y_i] = E \left[ \frac{a_i y_i}{\pi(\mathbf{x}_i)} \right], \quad (2)$$

where  $\pi(\mathbf{x}_i) = P(a_i = 1 | \mathbf{x}_i)$ , and identifiability of  $E[y_i]$  holds. One approach to estimate consistently  $E[y_i]$ , called inverse probability weight (IPW), is based on (2) and requires to estimate the propensity score function  $\pi(\mathbf{x})$ . Then, the estimate of  $E[y_i]$  can be obtained replacing in (2)  $\pi(\mathbf{x}_i)$  by its estimate and the expectation by its empirical version. MAR also implies that the conditional distribution of the responses given the vector of explanatory variables remains the same, regardless of the fact that the response is also observed:  $y_i | \mathbf{x}_i \sim y_i | \mathbf{x}_i, a_i = 1$ . Then  $E[y_i | \mathbf{x}_i] = E[y_i | \mathbf{x}_i, a_i = 1]$ . Since  $E[y_i] = E[E[y_i | \mathbf{x}_i]]$ , a second approach to estimate  $E[y_i]$  is based on a regression model (parametric or nonparametric) for

$E[y_i|\mathbf{x}_i] = g(\mathbf{x}_i)$ , which is fitted using only the individuals for whom the response is observed. Then a second estimate for  $E[y_i]$  is obtained by averaging  $\hat{g}(\mathbf{x}_i)$  over the whole sample, where  $\hat{g}$  is an estimate of  $g$ . There is third approach (doubly protected) that postulates models for  $\pi(\mathbf{x})$  and  $g(\mathbf{x})$  and obtains a consistent estimate of  $E[y_i]$  if at least one of the two models is correct. A recent survey and discussion on these three approaches can be found in Kan and Schafer [12] and Robins, Sued, Lei-Gomez and Rotnitzky [16].

As it is well known, the mean is not a robust location parameter, i.e., a small change in the population distribution may have a large effect on this parameter. As a consequence of this, the mean does not admit consistent non-parametric robust estimates, except when strong properties on the distribution are assumed, as for example symmetry. For this reason, to introduce robustness in the present setting, we start by reformulating the statistical object of interest: instead of estimating the mean value of the response, we look for consistent estimates of  $T_L(F_0)$ , where  $T_L$  is a robust location functional and  $F_0$  is the distribution of  $y_i$ . Bianco, Boente, Gonzalez-Manteiga and Perez-Gonzalez [1] used this approach to obtain robust and consistent estimates of an M location parameter of the distribution of  $y_i$ . In their treatment they assumed a partially linear model to describe the relationship between  $y_i$  and  $\mathbf{x}_i$ , and also that the distributions of the response  $y_i$  and of the regression error under the true model are both symmetric.

In this paper we introduce a new estimate of any continuous location functional assuming that the relation between  $y_i$  and  $\mathbf{x}_i$  is given by means of a semiparametric regression model. We show that once the regression model is fitted using robust estimates, we can define a consistent estimate of the distribution function of the response. Then, any parameter of the response distribution defined throughout a weak continuous functional, may be also consistently estimated by evaluating the functional at the estimated distribution function. The consistency of this procedure does not require the symmetry assumptions used by Bianco et al. [1].

A robust fit for the regression model combined with the robust properties of the location functional to be considered, gives rise to a robust recipe for estimating the location parameter. Robustness is quantified looking at breakdown point of the proposed procedure. In particular our results can be applied when the location functional is the median or an MM location functional.

The proposed procedure may be considered as a robust extension of the second approach described above for estimating  $E[y_i]$ . We have not found a way to robustify the approaches that use the propensity score  $\pi(\mathbf{x})$ . The main difficulty in such cases is to obtain a consistent procedure avoiding the assignment of very large weights to those observations with very small  $\pi(\mathbf{x}_i)$ .

This work is organized as follows. In Section 2 we formalize the problem of the robust estimation of a location parameter with missing data. We propose a family of procedures which depend on the location functional to be estimated and also on the robust regression estimate for the parameter of the regression model postulated to describe the relationship between  $\mathbf{x}_i$  and  $y_i$ . In Section 3 we show that, under some assumptions on the location functional and the regression estimate, the proposed estimates are strongly consistent and asymptotically normal. In Section 4 we study the breakdown point of the proposed estimates. In Section 5 we show that when the location and regression estimates are of MM type, the assumptions that guarantee consistency and asymptotic normality of the proposed estimates are satisfied. In Section 6 we present the results of a Monte Carlo study which shows that the proposed estimates are highly efficient under Gaussian errors and highly robust under outlier contamination. Proofs are presented in the Appendix.

## 2 Notation and Preliminaries

We first introduce some notation. Henceforth  $E_G[h(\mathbf{z})]$  and  $P_G(A)$  will respectively denote the expectation of  $h(\mathbf{z})$  and the probability that  $\mathbf{z} \in A$ , when  $\mathbf{z}$  is distributed according to  $G$ . If  $\mathbf{z}$  has distribution  $G$  we write  $\mathbf{z} \sim G$  or  $\mathcal{D}(\mathbf{z}) = G$ . Weak convergence of distributions, convergence in probability and convergence in distribution of random variables or vectors are denoted by  $G_n \rightarrow_w G$ ,  $\mathbf{z}_n \rightarrow_p \mathbf{z}$  and  $\mathbf{z}_n \rightarrow_d \mathbf{z}$ , respectively. By an abuse of notation, we will write  $\mathbf{z}_n \rightarrow_d G$  to denote  $\mathcal{D}(\mathbf{z}_n) \rightarrow_w G$ . We use  $o_P(1)$  to denote any sequence that converges to zero in probability. The complement and the indicator of the set  $A$  are denoted by  $A^c$  and  $\mathbf{1}_A$ , respectively. The scalar product of vectors  $\mathbf{a}, \mathbf{b} \in \mathbb{R}^s$  is denoted by  $\mathbf{a}'\mathbf{b}$ .  $\mathbb{R}_+$  denotes the set of positive real numbers.

Along this paper we use the expression *empirical distribution* of a sequence on  $n$  points  $\mathbf{z}_1, \mathbf{z}_2, \dots, \mathbf{z}_n$  in  $\mathbb{R}^k$  to denote the function  $F_n : \mathbb{R}^k \rightarrow [0, 1]$  such that given  $\mathbf{z} \in \mathbb{R}^k$ ,  $F_n(\mathbf{z}) = m/n$ , where  $m$  is the number of points  $\mathbf{z}_i$  such that all its coordinates are smaller or equal than the corresponding ones of  $\mathbf{z}$ .

### 2.1 Describing our setting: the data, the problem and the model

Throughout this work, we have a random sample of  $n$  subjects and for each subject  $i$  in the sample,  $1 \leq i \leq n$ , a vector of explanatory variables  $\mathbf{x}_i$  is always observed, while the response  $y_i$  is missing on some subjects. Let  $a_i$  be the indicator of whether  $y_i$  is observed at subject  $i$ :  $a_i = 1$  if  $y_i$  is observed and  $a_i = 0$  if it is not.

We will be concerned with the estimation of a location functional at the distribution of the response. A location functional  $T_L$ , defined on a class of univariate distribution functions  $\mathcal{G}$ , assigns to each  $F \in \mathcal{G}$  a real number  $T_L(F)$  satisfying  $T_L(F_{ay+b}) = aT_L(F_y) + b$ , where  $F_y$  denotes the distribution of the random variable  $y$ .

Example of locations functionals are the mean and median. Another important class of location functionals that includes the mean and median and other robust estimates is the class of M location functionals. This class also includes S and MM estimators that will be described in Section 4. We should also mention the class of L location functionals, see e.g. Chapter 2 of Maronna, Martin and Yohai [13], but we do not study this class in this work.

A functional  $T$  is said to be weakly continuous at  $F$  if given a sequence  $\{F_n\}$  of distribution functions that converges weakly to  $F$  ( $F_n \rightarrow_w F$ ), then  $T(F_n) \rightarrow T(F)$ . In order to obtain a consistent estimate of a location parameter defined by means of a weakly continuous functional, it is sufficient to have a sequence of estimates  $\widehat{F}_n$  such that converges weakly to the distribution of the  $y_i$ 's.

To be more precise, denote by  $F_0$  the distribution of the outcomes  $y_i$ . Let  $T_L$  be a weakly continuous location functional at  $F_0$ . We are interested in estimating

$$\mu_0 = T_L(F_0).$$

We assume a semiparametric regression model

$$y_i = g(\mathbf{x}_i, \beta_0) + u_i, 1 \leq i \leq n, \quad (3)$$

with  $y_i, u_i \in \mathbb{R}$ ,  $\mathbf{x}_i \in \mathbb{R}^p$ ,  $u_i$  independent of  $\mathbf{x}_i$ ,  $\beta_0 \in B \subset \mathbb{R}^q$ ,  $g : \mathbb{R}^p \times B \rightarrow \mathbb{R}$ . Furthermore, in order to guarantee the MAR condition, we assume that  $u_i$  is independent of  $(\mathbf{x}_i, a_i)$ . We denote by  $Q_0$  and  $K_0$  the distributions of  $\mathbf{x}_i$  and  $u_i$ , respectively.

To identify  $\beta_0$ , without assuming that either (i)  $K_0$  is symmetric around 0 or (ii)  $K_0$  satisfies a

centering condition, (as, e.g. ,  $E_{K_0}u = 0$ ) we assume that

$$P_{Q_0}(g(\mathbf{x}, \beta_0) = g(\mathbf{x}, \beta) + \alpha) < 1 \quad (4)$$

for all  $\beta \neq \beta_0$ , for all  $\alpha$ . This condition requires that in case there is an intercept, it will be included in the error term  $u_i$  instead as of a parameter of the regression function  $g(\mathbf{x}, \beta)$ . For linear regression we have  $g(\mathbf{x}, \beta) = \beta' \mathbf{x}$  and then this condition means that the vector  $\mathbf{x}_i$  is not concentrated on any hyperplane.

## 2.2 The proposal

Recall that  $K_0$  denotes the distribution of  $u_i$  and let  $R_0$  denotes the distribution of  $g(\mathbf{x}_i, \beta_0)$ . Independence between  $\mathbf{x}_i$  and  $u_i$  guarantees that  $F_0$  is the convolution between  $R_0$  and  $K_0$ . Then by convoluting consistent estimators  $\widehat{R}_n$  and  $\widehat{K}_n$  of each of these distributions, we get a consistent estimator for  $F_0$ .

In order to estimate  $R_0$  and  $K_0$  we need to have a robust and strongly consistent estimator  $\widehat{\beta}_n$  of  $\beta_0$ . This estimator may be, for example, an S estimate (see Rousseeuw and Yohai [17]) or an MM-estimate (see Yohai [20]). Since  $u_i$  is independent of  $a_i$ ,  $\widehat{\beta}_n$  may be obtained by a robust fit of the model using the data for which  $y_i$  is observed: i.e., using the observations  $(\mathbf{x}_i, y_i)$  with  $a_i = 1$ . Let  $\widehat{R}_n$  be the empirical distribution of  $g(\mathbf{x}_j, \widehat{\beta}_n)$ ,  $1 \leq j \leq n$  defined by

$$\widehat{R}_n = \frac{1}{n} \sum_{j=1}^n \delta_{g(\mathbf{x}_j, \widehat{\beta}_n)}, \quad (5)$$

where  $\delta_s$  denotes the point mass distribution at  $s$ .

Let  $A = \{i : a_i = 1\}$  and  $m = \#A$ . For  $i \in A$  consider

$$\widehat{u}_i = y_i - g(\mathbf{x}_i, \widehat{\beta}_n).$$

The estimator  $\widehat{K}_n$  of  $K_0$  is defined as the empirical distribution of  $\{\widehat{u}_i : i \in A\}$ :

$$\widehat{K}_n = \frac{1}{m} \sum_{i \in A} \delta_{\widehat{u}_i} = \frac{1}{\sum_{i=1}^n a_i} \sum_{i=1}^n a_i \delta_{\widehat{u}_i}. \quad (6)$$

Then, we estimate  $F_0$  by  $\widehat{F}_n = \widehat{R}_n * \widehat{K}_n$ , where  $*$  denotes convolution. Note that  $\widehat{R}_n * \widehat{K}_n$ , is the empirical distribution of the  $nm$  points

$$\widehat{y}_{ij} = g(\mathbf{x}_j, \widehat{\beta}_n) + \widehat{u}_i, \quad 1 \leq j \leq n, \quad i \in A,$$

and therefore we can also express  $\widehat{F}_n$  as

$$\widehat{F}_n = \frac{1}{nm} \sum_{i \in A} \sum_{j=1}^n \delta_{\widehat{y}_{ij}} = \frac{1}{n \sum_{i=1}^n a_i} \sum_{i \in A} \sum_{j=1}^n \delta_{\widehat{y}_{ij}}. \quad (7)$$

Finally, we estimate  $\mu_0$  by

$$\widehat{\mu}_n = T_L(\widehat{F}_n). \quad (8)$$

Since we have assumed weak continuity of  $T_L$  at  $F_0$ , in order to prove that  $\widehat{\mu}_n$  is a strongly consistent estimate of  $\mu_0$  we only need to prove that  $\widehat{F}_n \rightarrow_w F_0$  a.s. Observe that

$$E_{\widehat{F}_n} h(y) = \frac{1}{nm} \sum_{i \in A} \sum_{j=1}^n h(\widehat{y}_{ij}).$$

The right hand side of this equation was proposed by Müller [14] to estimate  $E_{F_0} h(y)$ .

### 3 Consistency and asymptotic distribution

Let  $(\mathbf{x}_i, y_i)$  and  $u_i$  satisfy model (3), with  $u_i$  independent of  $(\mathbf{x}_i, a_i)$ . Denote by  $G_0$ ,  $Q_0$  and  $K_0$  the distributions of  $(\mathbf{x}_i, y_i)$ ,  $\mathbf{x}_i$  and  $u_i$ , respectively, and denote by  $G_0^*$  and  $Q_0^*$  the distributions of  $(\mathbf{x}_i, y_i)$  and  $\mathbf{x}_i$  conditioned on  $a_i = 1$ , respectively.

The MAR condition implies that under  $G_0^*$  model (3) is still satisfied with  $\mathbf{x}_i^*$  and  $u_i^*$  independent,  $\mathbf{x}_i^*$  with distribution  $Q_0^*$  and  $u_i^*$  with distribution  $K_0$ . We also assume that the regression function  $g$  satisfies following assumption:

**A0**  $g(\mathbf{x}, \beta)$  is twice continuously differentiable with respect to  $\beta$  and there exists  $\delta > 0$  such that

$$\mathbb{E}_{Q_0} \sup_{\|\beta - \beta_0\| \leq \delta} \|\dot{g}(\mathbf{x}_1, \beta)\|^2 < \infty \text{ and } \mathbb{E}_{Q_0} \sup_{\|\beta - \beta_0\| \leq \delta} \|\ddot{g}(\mathbf{x}_1, \beta)\| < \infty, \quad (9)$$

where  $\dot{g}(\mathbf{x}, \beta)$  and  $\ddot{g}(\mathbf{x}, \beta)$  denote the vector of first derivatives and the matrix of second derivatives of  $g$  respect to  $\beta$ , respectively.

In order to prove the consistency and the asymptotic normality of  $\hat{\mu}_n$  the following assumptions on  $\hat{\beta}_n$  and  $T_L$  are required.

**A1**  $\{\hat{\beta}_n\}$  is strongly consistent for  $\beta_0$ .

**A2** The regression estimate  $\hat{\beta}_n$  satisfies

$$\sqrt{n}(\hat{\beta}_n - \beta_0) = \frac{1}{n^{1/2}} \sum_{i=1}^n a_i I_R(\mathbf{x}_i, y_i) + o_P(1), \quad (10)$$

for some function  $I_R(\mathbf{x}, u)$  with  $\mathbb{E} a_i I_R(\mathbf{x}_i, y_i) = 0$  and finite second moments.

**A3**  $T_L$  is weakly continuous at  $F_0$ .

**A4** The following expansion holds:

$$\sqrt{n} \left( T_L(\hat{F}_n) - T_L(F_0) \right) = \sqrt{n} \mathbb{E}_{\hat{F}_n} I_L(y) + o_P(1), \quad (11)$$

for some differentiable function  $I_L(y)$  with  $\mathbb{E}_{F_0} I_L(y) = 0$ ,  $\mathbb{E}_{F_0} I_L^2(y) < \infty$  and  $|I_L'(y)|$  bounded.

It can be shown that when expansion (11) holds,  $I_L$  is given by the influence function (as defined by Hampel (1974)) of  $T_L$  at  $F_0$ . When  $\hat{\beta}_n$  is obtained using a regression functional, a similar statement holds.

The following Theorem shows the consistency of  $\hat{\mu}_n = T(\hat{F}_n)$ .

**Theorem 1** Let  $\hat{F}_n$  be defined as in (7) and assume that A1 holds. Then (a)  $\{\hat{F}_n\}$  converges weakly to  $F_0$  a.s., i.e.,

$$\mathbb{P}(\hat{F}_n \rightarrow_w F_0) = 1.$$

(b) Assume also that A3 holds; then  $\hat{\mu}_n = T_L(\hat{F}_n)$  converges a.s. to  $\mu_0 = T_L(F_0)$ .

In order to find the asymptotic distribution of  $\hat{\mu}_n$ , consider

$$\begin{aligned} \eta &= \mathbb{E} a_i, \mathbf{c} = \mathbb{E} [a_1 I_L'(y_1 - g(\beta_0, \mathbf{x}_1) + g(\beta_0, \mathbf{x}_2)) \{ \dot{g}(\beta_0, \mathbf{x}_2) - \dot{g}(\beta_0, \mathbf{x}_1) \}], \\ e(\mathbf{x}_i, u_i, a_i) &= \mathbb{E} \left[ a_i I_{T_L, F_0}(u_i + g(\mathbf{x}_j, \beta_0)) | u_i, a_i \right] = a_i \mathbb{E} \left[ I_{T_L, F_0}(u_i + g(\mathbf{x}_j, \beta_0)) | u_i, a_i \right], \\ f(\mathbf{x}_j) &= \mathbb{E} \left[ a_i I_{T_L, F_0}(u_i + g(\mathbf{x}_j, \beta_0)) | \mathbf{x}_j \right], \\ \tau^2 &= \frac{1}{\eta^2} \mathbb{E} \left[ \{ e(\mathbf{x}_i, u_i, a_i) + f(\mathbf{x}_i) + a_i \mathbf{c}' I_R(\mathbf{x}_i, u_i) \}^2 \right]. \end{aligned}$$

Then, the following Theorem gives the asymptotic normality of the estimate  $\widehat{\mu}_n$ , defined in (8).

**Theorem 2** *Assume A0-A4. Then*

$$n^{1/2}(\widehat{\mu}_n - \mu_0) \rightarrow_d N(0, \tau^2). \quad (12)$$

### 3.1 The median as location parameter

The median is one of the most popular robust location parameters. However, since this estimate does not satisfy A4, we cannot prove its asymptotic normality using Theorem 1. In this section, we will prove consistency and asymptotic distribution for the median of  $\widehat{F}_n$ , defined at (7), assuming that A0 holds and that  $\{\widehat{\beta}_n\}$  satisfy A1 and A2.

The functional  $T_{\text{med}}$  is defined by

$$T_{\text{med}}(F) = \arg \min_{\mu} E_F |y - \mu|. \quad (13)$$

When there are more than one value attaining the minimum, the functional is defined by choosing any of them. We have the following result, whose proof needs an extra argument to compensate the absence of differentiability of  $I_{T_{\text{med}}, F_0}(y)$ .

**Theorem 3** *Assume that  $\mu_0 = T_{\text{med}}(F_0)$  is well defined and let  $\widehat{\mu}_n = T_{\text{med}}(\widehat{F}_n)$ . Suppose that  $F_0$  is continuous and strictly increasing at  $\mu_0$ . Then, (a) under A1 we have  $\widehat{\mu}_n \rightarrow \mu_0$  a.s. (b) Assume A0-A2. Assume also that  $F_0$  and  $K_0$  have continuous and bounded densities  $f_0$  and  $k_0$  respectively, and that  $f_0(\mu_0) > 0$ . Then*

$$n^{1/2}(\widehat{\mu}_n - \mu_0) \rightarrow_d N(0, \tau^2), \quad (14)$$

where  $\tau^2$  is as in Theorem 2 with  $\mathbf{c}$  replaced by

$$\mathbf{c}^* = \frac{1}{\eta f_0(\mu_0)} E[a_1 k_0(-g(\mathbf{x}_2, \beta_0) + \mu_0)\{\dot{g}(\mathbf{x}_2, \beta_0) - \dot{g}(\mathbf{x}_1, \beta_0)\}] \quad (15)$$

and  $I_{T_{\text{med}}, F_0}(y)$  replaced by

$$I_{T_{\text{med}}, F_0}(y) = \frac{\text{sign}(y - \mu_0)}{2f_0(\mu_0)}.$$

## 4 Breakdown point

Consider first a dataset of  $n$  complete observations  $\mathbf{Z} = \{\mathbf{z}_1, \dots, \mathbf{z}_n\}$ , where  $\mathbf{z}_i \in \mathbb{R}^j$ , and let  $\widehat{\theta}_n(\mathbf{Z})$  be an estimate of a parameter  $\theta \in \mathbb{R}^k$  defined on all possible datasets. Donoho and Huber [4] define the finite sample breakdown point (FSBP) of  $\widehat{\theta}_n$  at  $\mathbf{Z}$  by

$$\varepsilon^*(\widehat{\theta}_n, \mathbf{Z}) = \min \left\{ \frac{s}{n} : \sup_{\mathbf{Z}^* \in \mathcal{Z}_s} \|\widehat{\theta}_n(\mathbf{Z}^*)\| = \infty \right\},$$

where

$$\mathcal{Z}_s = \{\mathbf{Z}^* = \{\mathbf{z}_1^*, \dots, \mathbf{z}_n^*\} : \sum_{i=1}^n I\{\mathbf{z}_t^* \neq \mathbf{z}_i\} \leq s\}.$$

Then  $\varepsilon^*$  is the minimum fraction of outliers that is required to take the estimate beyond any bound.

Now, we extend the notion of FSBP to the present setting, where there are missing data, as follows. Let

$$\mathbf{W} = \{(\mathbf{x}_1, y_1, a_1), \dots, (\mathbf{x}_n, y_n, a_n)\} \quad (16)$$

be the set of all observations and missingness indicators, and let  $A = \{i : 1 \leq i \leq n, a_i = 1\}$ ,  $m = \#A$ . Denote by  $\mathcal{W}_{st}$  the set of all samples obtained from  $\mathbf{W}$  by replacing at most  $t$  points by outliers, with at most  $s$  of these replacement corresponding to the non missing observations. Then  $\mathbf{W}^* = \{(\mathbf{x}_1^*, y_1^*, a_1), \dots, (\mathbf{x}_n^*, y_n^*, a_n)\}$  belongs to  $\mathcal{W}_{t,s}$  if

$$\sum_{i \in A} I\{\mathbf{x}_i^*, y_i^* \neq (\mathbf{x}_i, y_i)\} + \sum_{i \in A^c} I\{\mathbf{x}_i^* \neq \mathbf{x}_i\} \leq t$$

and

$$\sum_{i \in A} I\{\mathbf{x}_i^*, y_i^* \neq (\mathbf{x}_i, y_i)\} \leq s.$$

Given an estimate  $\hat{\mu}_n$  of  $\mu_0$ , we define

$$M_{ts} = \sup_{\mathbf{W}^* \in \mathcal{W}_{t,s}} |\hat{\mu}_n(\mathbf{W}^*)|$$

and

$$\kappa(t, s) = \max\left(\frac{t}{n}, \frac{s}{m}\right).$$

Then, we define the finite sample breakdown point (FSBP) of an estimate  $\hat{\mu}_n$  at  $\mathbf{W}$

$$\varepsilon^* = \min\{\kappa(t, s) : M_{ts} = \infty\}.$$

Then  $\varepsilon^*$  is the minimum fraction of outliers in the complete sample or in the set of non missing observations that is required to take the estimate beyond any bound.

In order to get a lower bound for the FSBP of the location estimate  $\hat{\mu}_n$  introduced in (8), we need to define the *uniform asymptotic breakdown point*  $\varepsilon_U^*$  of  $T_L$  as follows:

**Definition 4** Given a functional  $T_L$ , its uniform asymptotic breakdown point (UABP)  $\varepsilon_U^*(T_L)$  is defined as the supremum of all  $\varepsilon > 0$  satisfying the following property: for all  $M > 0$  there exists  $K > 0$  depending on  $M$  so that

$$P_F(|y| \leq M) > 1 - \varepsilon \text{ implies } |T_L(F)| < K. \quad (17)$$

For any location functional  $T_L$  we have that  $\varepsilon_U^*(T_L) \leq 0.5$ . This is an immediate consequence of the following two facts: (a)  $\varepsilon_A^*(T_L, F) \leq 0.5$ , for all location functionals  $T_L$  and all  $F$ , where  $\varepsilon_A^*(T_L, F)$  is the asymptotic breakdown point of  $T_L$  at the distribution  $F$ , while (b)  $\varepsilon_U^*(T_L) \leq \varepsilon_A^*(T_L, F)$  for all  $F$ . In the case that  $T_L$  is the median it is immediate to show that  $\varepsilon_U^* = 0.5$ . In fact, for any  $\varepsilon < 0.5$ , choosing  $K = M$  we get that (17) holds. This proves that  $\varepsilon_U^* \geq 0.5$  and therefore  $\varepsilon_U^* = 0.5$ .

The following Theorem gives a lower bound for the FSBP of the estimate  $\hat{\mu}_n$  defined in (8).

**Theorem 5** Let  $\mathbf{W}$  be given by (16) and let  $\mathbf{Z} = \{(\mathbf{x}_i, y_i) : i \in A\}$ . Suppose that  $\hat{\beta}_n = \tilde{\beta}_m(\mathbf{Z})$ , where  $\tilde{\beta}_m$  is a regression estimate for samples of size  $m$ . Let  $\varepsilon_1 > 0$  be the FSBP at  $\mathbf{Z}$  of  $\tilde{\beta}_m$  and call  $\varepsilon_2 > 0$  the UABP of  $T_L$ . Then the FSBP  $\varepsilon^*$  of the estimate  $\hat{\mu}_n$  at  $\mathbf{W}$  satisfies

$$\varepsilon^* \geq \varepsilon_3 = \min(\varepsilon_1, 1 - \sqrt{1 - \varepsilon_2}).$$

In the next Section we introduce MM estimates of regression and location. The maximum value of  $\varepsilon_1$  for an MM estimate of regression is  $(n - c(G_n^*)) / (2n)$ , where  $c(G)$  is defined by (23) (see Martin et al. [13]). In Theorem 8 we show that maximum value of  $\varepsilon_2$  for an MM estimate of location is 0.5. Then, if  $c(G_n^*)/n$  is small, we can have  $\varepsilon_3$  close to  $1 - \sqrt{0.5} = 0.293$ . A similar statement holds when we change  $T_L$  by the median.

## 5 MM Regression and Location Functionals

Several robust estimates for the parameters of the regression model (3) based on complete data  $(\mathbf{x}_1, y_1), \dots, (\mathbf{x}_n, y_n)$  have been proposed. In this paper we will consider MM estimates. These estimates were introduced by Yohai [20] for the linear model while Fasano, Maronna, Sued and Yohai [6] extended these estimates to the case of nonlinear regression. For linear regression, MM estimates may combine the highest possible breakdown point with an arbitrarily high efficiency in the case of Gaussian errors. It will be convenient to present MM-estimates of  $\beta_0$  in their functional form, i.e., as a functional  $\mathbf{T}_{MM,\beta}(G)$  defined on a set of distributions in  $\mathbb{R}^{p+1}$ , taking values in  $\mathbb{R}^q$ . Given a sample  $(\mathbf{x}_1, y_1), \dots, (\mathbf{x}_n, y_n)$  the corresponding estimate of  $\beta_0$  is given by  $\hat{\beta}_{MM} = \mathbf{T}_{MM,\beta}(G_n)$ , where  $G_n$  is the empirical distribution of the sample. As we explained in the Introduction, we have excluded the intercept in model (3). However in order to guarantee the consistency of the estimates without requiring symmetric errors it is convenient to estimate an additional parameter which can be naturally interpreted as an intercept or a center of the error distribution. For this purpose put  $\xi = (\beta, \alpha)$  with  $\alpha \in \mathbb{R}$ , and define  $\underline{g}(\mathbf{x}, \xi) = g(\mathbf{x}, \beta) + \alpha$ .

To define a regression MM functional  $\mathbf{T}_{MM}(G) = (\mathbf{T}_{MM,\beta}(G), T_{MM,\alpha}(G))$  two loss functions,  $\rho_0$  and  $\rho_1$  are required. The function  $\rho_0$  is used to define a dispersion functional  $S(G)$  of the error distribution. Then  $\mathbf{T}_{MM}$  is defined as a regression M functional with loss function  $\rho_1$  and scale given by  $S(G)$ .

Throughout this work, a *bounded  $\rho$ -function* is a function  $\rho(t)$  that is a continuous nondecreasing function of  $|t|$ , such that  $\rho(0) = 0$ ,  $\rho(\infty) = 1$ , and  $\rho(v) < 1$  implies that  $\rho(u) < \rho(v)$  for  $|u| < |v|$ . We also assume that  $\rho_1(t) \leq \rho_0(t)$  for all  $t$ .

We start by defining the dispersion functional. For any distribution  $G$  of  $(\mathbf{x}, y)$  and  $\xi = (\beta, \alpha)$ , let  $S^*(G, \xi)$  be defined by

$$E_G \rho_0 \left( \frac{y - \underline{g}(\mathbf{x}, \xi)}{S^*(G, \xi)} \right) = \delta, \quad (18)$$

where  $\delta \in (0, 1)$ . Then the dispersion functional  $S(G)$  is defined by

$$S(G) = \min_{\xi \in B \times \mathbb{R}} S^*(G, \xi) \quad (19)$$

and the MM estimating functional  $\mathbf{T}_{MM}(G) = (\mathbf{T}_{MM,\beta}(G), T_{MM,\alpha}(G))$  by

$$\mathbf{T}_{MM}(G) = \arg \min_{\xi \in B \times \mathbb{R}} E_G \left[ \rho_1 \left( \frac{y - \underline{g}(\mathbf{x}, \xi)}{S(G)} \right) \right]. \quad (20)$$

We can also consider another regression functional  $\mathbf{T}_S(G) = (\mathbf{T}_{S,\beta}(G), T_{S,\alpha}(G))$ , called *regression S functional*, as follows:

$$\mathbf{T}_S(G) = \arg \min_{\xi \in B \times \mathbb{R}} E_G \left[ \rho_0 \left( \frac{y - \underline{g}(\mathbf{x}, \xi)}{S(G)} \right) \right]. \quad (21)$$

In the case of linear regression, the asymptotic breakdown point of both  $\mathbf{T}_{MM}$  and  $\mathbf{T}_S$  is given by

$$\varepsilon^* = \min(\delta, 1 - \delta - c(G)), \quad (22)$$



where

$$c(G) = \sup_{\gamma \neq 0, \gamma \in \mathbb{R}^{p+1}} P_G(\gamma'(\mathbf{x}', 1)' = 0). \quad (23)$$

The maximum breakdown point occurs when  $\delta = (1 - c(G))/2$  and its value is  $(1 - c(G))/2$ . It can be proved that this is the maximum possible breakdown point for equivariant regression functionals. In the case of nonlinear regression both  $\mathbf{T}_{MM}$  and  $\mathbf{T}_S$  have also the same breakdown point but it is not given by a simple closed expression (see Fasano [5]).

Yohai [20] showed that MM estimates for linear regression may combine the highest possible breakdown point  $(1 - c(G))/2$  with a Gaussian efficiency as high as desired. Instead, Hössjer [11] showed that this is not possible for S estimates. The maximum asymptotic Gaussian efficiency of an S estimate with  $\varepsilon^* = (1 - c(G))/2$  is 0.33.

Let  $(\mathbf{x}, y)$  and  $u$  satisfy model (3). Let  $\{G_n^*\}$  be the sequence of empirical distribution associated with observed pairs  $(\mathbf{x}_i, y_i)$ , i.e., those pairs such that  $a_i = 1$  :

$$G_n^* = \frac{1}{\sum_{i=1}^n a_i} \sum_{i=1}^n a_i \delta_{(\mathbf{x}_i, y_i)}. \quad (24)$$

Then we can estimate  $\beta_0$  by

$$\hat{\beta}_n = \mathbf{T}_{MM, \beta}(G_n^*). \quad (25)$$

We can also choose as location functional  $T_L$ , whose value at  $\mu_0 = T_L(F_0)$  we want to estimate, a location MM functional. MM and S location functionals are defined similarly to the regression case. Let  $\rho_1^L$  and  $\rho_0^L$  be bounded  $\rho$ -functions. We start by defining the dispersion functional. For any distribution  $F$  of  $y$  and  $\mu \in \mathbb{R}$  let  $S_L^*(F, \mu)$  be defined by

$$E_F \rho_0^L \left( \frac{y - \mu}{S_L^*(F, \xi)} \right) = \delta,$$

where  $\delta \in (0, 1)$ . Then the dispersion functional  $S_L(F)$  is defined by

$$S_L(F) = \min_{\mu \in \mathbb{R}} S_L^*(F, \mu)$$

and the MM location functional  $T_{MM}^L(F)$  by

$$T_{MM}^L(F) = \arg \min_{\mu \in \mathbb{R}} E_F \left[ \rho_1^L \left( \frac{y - \mu}{S_L(F)} \right) \right]. \quad (26)$$

The S location functional  $T_S^L(F)$  is defined similarly to the regression S functional. We denote by  $\mu_{00} = T_S^L(F_0)$  and  $\mu_{01} = T_{MM}^L(F_0)$ , whenever they are well defined. Location MM estimates may also combine high breakdown point with high Gaussian efficiency and their breakdown point is given by  $\varepsilon^* = \min(\delta, 1 - \delta)$ .

For the validity of assumptions A1-A4, the  $\rho$ -functions used to define the location and regression MM functionals should satisfy assumptions R1 and R2 below.

**R1** For some  $m$ ,  $\rho(u) = 1$  iff  $|u| \geq m$ , and  $\log(1 - \rho)$  is concave on  $(-m, m)$ .

**R2**  $\rho$  is twice continuously differentiable

A family of very popular bounded  $\rho$ -function satisfying R0, R1 and R2 is Tukey's bisquare family:

$$\rho_k^T(u) = 1 - \left( 1 - \left( \frac{u}{k} \right)^2 \right)^3 I(|u| \leq k) \quad (27)$$

for  $k > 0$ .

We denote by  $\psi_0, \psi_1, \psi_0^L$  and  $\psi_1^L$  the derivatives of  $\rho_0, \rho_1, \rho_0^L$  and  $\rho_1^L$ . Put  $\alpha_{01} = T_{MM,\alpha}(G_0^*)$ ,  $\alpha_{00} = T_{S,\alpha}(G_0^*)$  and  $\sigma_0 = S(G_0^*)$

Both regression and location MM and S functionals are studied in detail in Fasano et al. [6]. There we can find sufficient conditions for weak continuity and Fisher-consistency. Moreover, a weak differentiability notion involving the influence function of the functionals is also developed. This notion allows to obtain asymptotic expansions, like those required in (10) and (11). The following numbers will be used to derive the influence functions of the regression functionals:

$$\begin{aligned} a_{0i} &= \mathbf{E}_{G_0^*} \psi_i'((y - g(\mathbf{x}, \beta_0) - \alpha_{0i})/\sigma_0) = \mathbf{E}_{K_0} \psi_i'((u - \alpha_{0i})/\sigma_0), i = 0, 1, \\ e_{0i} &= \mathbf{E}_{K_0} [\psi_i'((u - \alpha_{0i})/\sigma_0) (u - \alpha_{0i})/\sigma_0], i = 0, 1, \\ d_0 &= \mathbf{E}_{K_0} [\psi_0'((u - \alpha_{00})/\sigma_0) (u - \alpha_{00})/\sigma_0] \quad \text{and} \quad \mathbf{b}_0 = \mathbf{E}_{G_0^*} \dot{g}(\mathbf{x}, \beta_0). \end{aligned}$$

Similarly we define  $a_{0i}^L, e_{0i}^L, d_0^L$  and  $\sigma_0^L$  replacing  $\psi_i$  by  $\psi_i^L, K_0$  by  $F_0, g(\mathbf{x}, \beta_0)$  by 0,  $\alpha_{0i}$  by  $\mu_{0i}$  and  $\sigma_0$  by  $\sigma_0^L = S_L(F_0)$ . We denote by  $A_0$  the covariance matrix of  $\dot{g}(\mathbf{x}, \beta_0)$  under  $Q_0^*$ .

Theorems 6 and 7 summarize the results for MM functionals of regression and location, respectively.

**Theorem 6** *Let  $\rho_0$  and  $\rho_1$  be bounded  $\rho$ -functions satisfying R1, with  $\rho_1 \leq \rho_0$ . Assume that  $K_0$  has a strongly unimodal density and that (4) holds replacing  $Q_0$  by  $Q_0^*$ . We will consider that either (a)  $B$  is compact or (b)  $g(\mathbf{x}, \beta) = \beta' \mathbf{x}$  and  $\delta < 1 - c(G_0^*)$ . Then*

- (i)  $\lim_{n \rightarrow \infty} \mathbf{T}_{MM,\beta}(G_n^*) = \beta_0$  a.s. and therefore A1 is satisfied.
- (ii) Assume also that  $a_{00}, a_{01}$  and  $d_0$  are different from 0, that A0 holds and that  $\rho_0$  and  $\rho_1$  satisfies R2. Then (10) holds with  $I_R(\mathbf{x}, y) = I_{\mathbf{T}_{MM,\beta}, G_0^*}(\mathbf{x}, y)/\mathbf{E}(a_1)$ , where  $I_{\mathbf{T}_{MM,\beta}, G_0^*}(\mathbf{x}, y)$  is the influence function of  $\mathbf{T}_{MM,\beta}$  at  $G_0^*$ . Moreover, we have that

$$I_{\mathbf{T}_{MM,\beta}, G_0^*}(\mathbf{x}, y) = \frac{\sigma_0}{a_{01}} \psi_1 \left( \frac{y - \underline{g}(\mathbf{x}, (\beta_0, \alpha_{01}))}{\sigma_0} \right) A_0^{-1} (\dot{g}(\mathbf{x}, \beta_0) - \mathbf{b}_0), \quad (28)$$

and therefore A2 holds.

**Theorem 7** *Let  $\rho_0^L$  and  $\rho_1^L$  be bounded  $\rho$ -functions satisfying R1, with  $\rho_1^L \leq \rho_0^L$ . Assume that  $F_0$  has a strongly unimodal density. Then*

- (i) There is only one value  $\mu_{01} = T_{MM}^L(F_0)$  that attains the minimum at (26),  $T_{MM}^L$  is continuous at  $F_0$ , and so A3 holds. In the case that  $F_0$  is symmetric around  $\nu_0$ , we have  $\mu_{01} = \nu_0$ .
- (ii) Assume also A0, that  $\rho_0^L$  and  $\rho_1^L$  satisfy R2 and that  $a_{00}^L, a_{01}^L$  and  $d_0^L$  are different from 0. Then (11) holds when  $I_L(y)$  is the influence function of  $T_{MM}^L$  at  $F_0$ . Moreover we have

$$I_L(y) = \frac{\sigma_0^L}{a_{01}^L} \psi_1^L \left( \frac{y - \mu_{01}}{\sigma_0^L} \right) - \frac{e_{01}^L \sigma_0^L}{a_{01}^L d_0^L} \left( \rho_0^L \left( \frac{y - \mu_{00}}{\sigma_0^L} \right) - \delta \right), \quad (29)$$

and therefore A4 holds.

- (iii) In case that  $F_0$  is symmetric with respect to  $\nu_0$  we have  $e_0 = 0$  and

$$I_L(y) = \frac{\sigma_0^L}{a_{01}^L} \psi_1^L \left( \frac{y - \nu_0}{\sigma_0^L} \right).$$

To end this Section, we state the announced result regarding the uniform bound required for the location functional in order to deduce a lower bound for the FSBD of  $\widehat{\mu}_n$ , introduced in Section 4.

**Theorem 8** *Let  $T_{MM}^L$  be an MM location functional. Then its uniform asymptotic breakdown point is  $\varepsilon_U^* = \min(1 - \delta, \delta)$ .*

## 6 Monte Carlo study

In order to assess how the proposed robust method compares to the classical procedure that uses as  $\widehat{\beta}_n$  the least squares and as  $T_L$  the mean functional, we performed a Monte Carlo study. We consider the following model

$$y_i = 3x_{i1} + \dots + 3x_{i5} + u_i, 1 \leq i \leq 100,$$

where  $x_{i1}, \dots, x_{i5}$  are i.i.d. random variables with uniform distribution in the interval  $[0, 1]$ ,  $u_i$  are standardized normal variables ( $u_i \sim \mathcal{N}(0, 1)$ ) and  $\beta_1 = \beta_2 = \dots = \beta_5 = 3$ . The missingness indicators  $a_i$  were generated using a logistic model. Let  $\mathbf{x}_i = (x_{i1}, \dots, x_{i5})$ , then

$$\log \frac{P(a_i = 1 | \mathbf{x}_i)}{1 - P(a_i = 1 | \mathbf{x}_i)} = 0.57(x_{i1} + \dots + x_{i5}).$$

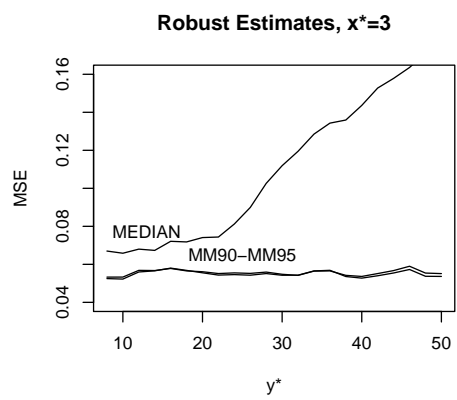
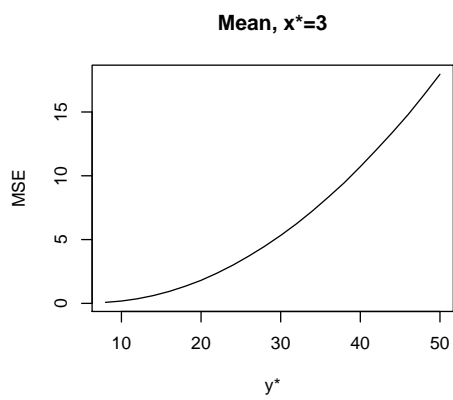
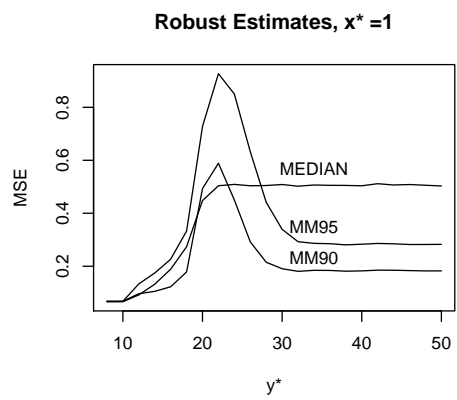
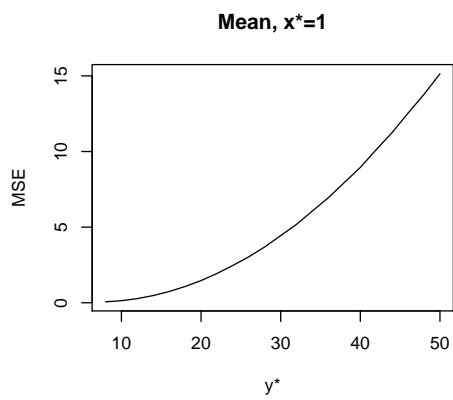
Using this model and the distribution of the covariables, we have  $P(a_i = 1) = 0.80$ .

We study (a) the case with no outlier contamination and (b) the case where 10% of the observations  $(\mathbf{x}, y_i)$ 's with  $a_i = 1$  are replaced by  $(\mathbf{x}^*, y^*)$ , with  $\mathbf{x}^* = (x^*, \dots, x^*)$ . We take two values for  $x^*$ : 1 and 3, and for  $y^*$  we take a grid of values over the interval  $[8, 50]$ , with steps of 0.20. For each case we performed 1000 replications. We consider four functionals  $T_L$ : (i) the mean (MEAN in Figure 1), (ii) the median (MEDIAN in Figure 1) (iii) an MM location functional with  $\rho_i^L = \rho_{T,k_i}$ ,  $k_0=1.57$ ,  $k_1 = 3.88$  and  $\delta = 0.5$ . The corresponding location estimate has a Gaussian asymptotic efficiency of 90% (MM90 in Figure 1). (iv) Finally we study an MM location functional defined as in (iii) with constants  $k_0=1.57$ ,  $k_1 = 4.68$  and  $\delta = 0.5$ . This location estimate has a Gaussian asymptotic efficiency of 95% (MM95 in Figure 1). Note that in the case in which there is no outlier contamination, the distribution  $F_0$  is symmetric with center of symmetry 7.5, and then  $T_L(F_0) = E(y) = 7.5$  in the four cases. When  $T_L$  is the mean,  $\widehat{\beta}_n$  is the least squares (LS) estimate. In the other 3 cases  $\widehat{\beta}_n$  is an MM estimate with  $\rho_i = \rho_{T,k_i}$ ,  $k_0=1.57$ ,  $k_1 = 3.44$  and  $\delta = 0.5$ . This estimate has an asymptotic efficiency of 85% in the case of Gaussian errors and breakdown point close to 0.5. In Table 1 we show the mean square errors (MSE), and the relative efficiencies of the four estimates when there is no outlier contamination. In Figure 1 we plot the MSE of the four estimates under outlier contamination.

Table 1. MSE and efficiencies without outliers

Estimates	MEAN	MEDIAN	MM90	MM95
MSE	0.047	0.056	0.051	0.049
Efficiency	100%	83%	91%	95%

As expected, when there are no outliers the classical estimate based on the mean is the most efficient, but the estimates based on the MM estimates are highly efficient too. The estimate based on the median



is less efficient, but its efficiency is larger than that of the sample median which is 64%. Note that the estimate based on the median is an U-statistics similar to the Hodges–Lehmann estimate, which is also more efficient than the median.

When there are outliers, we observe that the MSE of the estimate based on the mean increases beyond any limit, while for the robust estimates the MSE remains bounded. In the case of  $x^* = 1$  the MSE of MM95 is larger than those of MEDIAN and MM90. For  $x^* = 3$  the MSE of MEDIAN is larger than those of the other two robust estimates. The MSEs of MM90 and MM95 are practically the same. Based on these results we recommend to use MM90 which has a very good behavior with and without outliers.

## Acknowledgements

The authors would like to thank Graciela Boente and Sara van der Geer for valuable discussions and suggestions and also to Damian Scherlis for his careful reading of the first manuscript.

## 7 Appendix

The following result plays a crucial role in the proof of Theorem 1.

**Lemma 9** *Let  $\{\mathbf{z}_i\}$  be a sequence of i.i.d. random vectors taking values in  $\mathbb{R}^k$  and let  $h : \mathbb{R}^k \times \mathbb{R}^q \rightarrow \mathbb{R}$  be a continuous function. Assume that  $\hat{\beta}_n$  is a strongly consistent sequence of estimators of  $\beta_0 \in \mathbb{R}^q$ . Denote by  $\hat{H}_n$  the empirical distribution at  $h(\mathbf{z}_i, \hat{\beta}_n)$ ,  $1 \leq i \leq n$  and by  $H_0$  the distribution of  $h(\mathbf{z}_1, \beta_0)$ . Then  $\hat{H}_n$  converges weakly to  $H_0$  a.s., i.e.*

$$P(\hat{H}_n \rightarrow_w H_0) = 1. \quad (30)$$

**Proof.** Recall that weak convergence is characterized by the following property:

$$H_n \rightarrow H \text{ weakly} \Leftrightarrow \int f dH_n \rightarrow \int f dH, \quad \forall f \in \mathcal{C}_B(\mathbb{R}),$$

where  $\mathcal{C}_B(\mathbb{R})$  denotes the set of continuous bounded functions. Denote by  $\tilde{H}_n$  the empirical distribution at  $h(\mathbf{z}_i, \beta_0)$ , for  $1 \leq i \leq n$ . By the Glivenko-Cantelli Theorem,  $\tilde{H}_n$  converges uniformly to  $H_0$ , a.s. and so it also converges weakly a.s. Then, it remains to find a set of probability one where

$$\lim_{n \rightarrow \infty} \left| \int f d\hat{H}_n - \int f d\tilde{H}_n \right| = 0, \quad \forall f \in \mathcal{C}_B(\mathbb{R}).$$

Observe that

$$\int f d\hat{H}_n = \frac{1}{n} \sum_{i=1}^n f(h(\mathbf{z}_i, \hat{\beta}_n)), \quad \int f d\tilde{H}_n = \frac{1}{n} \sum_{i=1}^n f(h(\mathbf{z}_i, \beta_0)),$$

and so

$$\left| \int f d\hat{H}_n - \int f d\tilde{H}_n \right| \leq \frac{1}{n} \sum_{i=1}^n \left| f(h(\mathbf{z}_i, \hat{\beta}_n)) - f(h(\mathbf{z}_i, \beta_0)) \right| I_{\{|\mathbf{z}_i| \leq K\}} + 2\|f\|_\infty \frac{1}{n} \sum_{i=1}^n I_{\{|\mathbf{z}_i| > K\}}.$$

Put  $C_K = \{(\mathbf{z}, \beta) : \|\mathbf{z}\| \leq K, \|\beta - \beta_0\| \leq 1\}$ . We have that  $f \circ h : C_K \rightarrow \mathbb{R}$  is uniformly continuous and so, given  $\varepsilon > 0$ , there exists  $\delta > 0$  such that if  $(\mathbf{z}_i, \beta_i) \in C_K$  and  $\|(\mathbf{z}_1, \beta_1) - (\mathbf{z}_2, \beta_2)\| \leq \delta$ , then

$|f(h(\mathbf{z}_1, \beta_1)) - f(h(\mathbf{z}_1, \beta_2))| \leq \varepsilon$ . With probability one there exists a random integer  $n_0$  such that  $|\widehat{\beta}_n - \beta_0| \leq \delta$  for all  $n \geq n_0$ . Then we get

$$\left| \int f d\widehat{H}_n - \int f d\tilde{H}_n \right| \leq \varepsilon + 2\|f\|_\infty \frac{1}{n} \sum_{i=1}^n I_{\{|\mathbf{z}_i| > K\}},$$

for all  $n \geq n_0$ . Assume also that

$$\frac{1}{n} \sum_{i=1}^n I_{\{|\mathbf{z}_i| > K\}} \rightarrow \mathbb{P}(|\mathbf{z}_1| > K), \forall K.$$

Then, with probability one

$$\lim_{n \rightarrow \infty} \left| \int f d\widehat{H}_n - \int f d\tilde{H}_n \right| \leq \varepsilon + 2\|f\|_\infty \mathbb{P}(|\mathbf{z}_1| > K), \forall \varepsilon > 0, \forall K.$$

To get the desired result, let  $\varepsilon \rightarrow 0$  and  $K \rightarrow \infty$ .

■

The following results will be used throughout the proofs of the Theorems stated in the previous Sections. We start proving that the convolution preserves weak continuity.

**Lemma 10** *Assume that  $K_n \rightarrow_w K_0$  and  $R_n \rightarrow_w R_0$ . Then  $K_n * R_n \rightarrow_w K_0 * R_0$ .*

**Proof.** Let  $(U, V)$  be independent random variables, both with uniform distribution on  $[0, 1]$ . Given a distribution function  $F$ , denote by  $F^{-1}$  the generalized inverse function of  $F$ , whose value at  $t$  is given by the infimum of the set  $\{s : t \leq F(s)\}$ . Consider  $U_n = K_n^{-1}(U)$  and  $V_n = R_n^{-1}(V)$ . It is known that (i)  $U_n$  and  $V_n$  are distributed according  $K_n$  and  $R_n$ , respectively and (ii)  $U_n$  and  $V_n$  converge a.s. to  $U_0 = K_0^{-1}(U)$  and  $V_0 = R_0^{-1}(V)$ , respectively (see Theorem 25.6 (Billingsley (1995)) for details). Then  $U_n + V_n$  converges a.s. to  $U_0 + V_0$ , and then the convergence holds also in distribution. The independence between  $U$  and  $V$  implies that  $U_n + V_n \sim K_n * R_n$  while  $U_0 + V_0 \sim K_0 * R_0$ , proving the Lemma. ■

**Lemma 11** *Consider  $\{(a_i, \mathbf{z}_i)\}$  i.i.d. random vectors, with Bernoulli  $a_i$  and  $\mathbf{z}_i \in \mathbb{R}^h$ . Then*

$$\sup_{z \in \mathbb{R}^h} \left| \frac{1}{n} \sum_{i=1}^n a_i I_{\{\mathbf{z}_i \leq z\}} - \mathbb{E} [a_1 I_{\{\mathbf{z}_1 \leq z\}}] \right| = 0, \text{ a.s.} \quad (31)$$

**Proof.** Note that

$$a_i I_{\{\mathbf{z}_i \leq z\}} = I_{\{\mathbf{z}_i \leq z\}} - I_{\{\mathbf{z}_i \leq z, a_i \leq 0\}}. \quad (32)$$

By the Glivenko-Cantelli Theorem we have

$$\sup_{z \in \mathbb{R}^h} \left| \frac{1}{n} \sum_{i=1}^n I_{\{\mathbf{z}_i \leq z\}} - \mathbb{E} [I_{\{\mathbf{z}_1 \leq z\}}] \right| = 0, \text{ a.s.} \quad (33)$$

and

$$\sup_{z \in \mathbb{R}^h} \left| \frac{1}{n} \sum_{i=1}^n I_{\{\mathbf{z}_i \leq z, a_i \leq 0\}} - \mathbb{E} [I_{\{\mathbf{z}_1 \leq z, a_1 \leq 0\}}] \right| = 0, \text{ a.s.} \quad (34)$$

From (32), (33) and (34) we get

$$\sup_{z \in \mathbb{R}^h} \left| \frac{1}{n} \sum_{i=1}^n a_i I_{\{\mathbf{z}_i \leq z\}} - \mathbb{E} [I_{\{\mathbf{z}_1 \leq z\}} - I_{\{\mathbf{z}_1 \leq z, a_1 \leq 0\}}] \right|.$$

and by applying (32) to  $i = 1$  the Lemma follows. ■ The proof of the following Lemma is similar to that of Lemma 4.2 presented by Yohai in [19]. It suffices to replace the law of large numbers for i.i.d., variables by the same law for U statistics.

**Lemma 12** *Assume that  $\{\mathbf{z}_i\}$  are i.i.d. random vectors taking values in  $\mathbb{R}^k$ , with common distribution  $Q$ . Let  $f : \mathbb{R}^k \times \mathbb{R}^k \times \mathbb{R}^h \rightarrow \mathbb{R}$  be a continuous function. Assume that for some  $\delta > 0$  we have that*

$$\mathbb{E} \sup_{\|\lambda - \lambda_0\| \leq \delta} |f(\mathbf{z}_1, \mathbf{z}_2, \lambda)| < \infty$$

and that  $\widehat{\lambda}_n \rightarrow \lambda_0$  a.s. Then

$$\frac{1}{n^2} \sum_{j=1}^n \sum_{i=1}^n f(\mathbf{z}_i, \mathbf{z}_j, \widehat{\lambda}_n) \rightarrow \mathbb{E} f(\mathbf{z}_1, \mathbf{z}_2, \lambda_0) \text{ a.s.} \quad (35)$$

PROOF OF THEOREM 1. According to Lemma 10, it only remains to prove the a.s. weak convergence of  $\widehat{R}_n$  and  $\widehat{K}_n$  to  $R_0$  and  $K_0$  respectively. The a.s. weak convergence of  $\widehat{R}_n$  to  $R_0$  follows from Lemma 9, putting  $\mathbf{z} = \mathbf{x}$  and  $h(\mathbf{z}, \beta) = g(\mathbf{x}, \beta)$ . Weak convergence of  $(\widehat{K}_n)_{n \geq 1}$  to  $K_0$  requires an extra argument. If  $\mathbf{z} = (\mathbf{x}, y)$  and  $h(\mathbf{z}, \beta) = y - g(\mathbf{x}, \beta)$ , we get that

$$\widehat{K}_n(u) = \frac{1}{\sum_{i=1}^n a_i} \sum_{i=1}^n a_i I_{\{h(\mathbf{z}_i, \widehat{\beta}_n) \leq u\}}.$$

By Lemma 11, we obtain

$$\sup_{u \in \mathbb{R}} \left| \frac{1}{n} \sum_{i=1}^n a_i I_{\{u_i \leq u\}} - \mathbb{E} [a_1 I_{\{u_1 \leq u\}}] \right| = 0 \text{ a.s.}$$

Since  $a_1$  and  $u_1$  are independent, we conclude that

$$\sup_{u \in \mathbb{R}} \left| \frac{1}{\sum_{i=1}^n a_i} \sum_{i=1}^n a_i I_{\{u_i \leq u\}} - K_0(u) \right| = 0 \text{ a.s.}$$

and then  $\sum_{i=1}^n a_i I_{\{u_i \leq u\}} / \sum_{i=1}^n a_i$  converges weakly to  $K_0$  a.s. An argument similar to the one used in Lemma 9 shows that with probability one we have

$$\lim_{n \rightarrow \infty} \left| \int f d\widehat{K}_n - \int f d\tilde{K}_n \right| = 0, \quad \forall f \in \mathcal{C}_B(\mathbb{R}),$$

proving the a.s. weak convergence of  $\widehat{K}_n$  to  $K_0$ . This concludes the proof of part (a) of Theorem 1. (b) is an immediate consequence of weak continuity of  $T_L$ . □

PROOF OF THEOREM 2. According to A4, we have that

$$\sqrt{n}(\widehat{\mu}_n - \mu_0) = \sqrt{n} \left\{ T_L(\widehat{F}_n) - T_L(F_0) \right\} = \sqrt{n} \mathbb{E}_{\widehat{F}_n} I_L(y) + o_P(1).$$

Note that

$$\mathbb{E}_{\widehat{F}_n} I_L(y) = \frac{1}{\eta_n n^2} \sum_{j=1}^n \sum_{i=1}^n a_i I_L(y_i - g(\mathbf{x}_i, \widehat{\beta}_n) + g(\mathbf{x}_j, \widehat{\beta}_n)),$$

where  $\eta_n = \sum_{i=1}^n a_i/n$ . Since  $\eta_n \rightarrow \mathbb{E}[a_i] = \eta$ , to prove Theorem 2, it is enough to show that

$$V_n \rightarrow_d N(0, (\eta\tau)^2),$$

where

$$V_n = \frac{1}{n^{3/2}} \sum_{j=1}^n \sum_{i=1}^n a_i I_L(y_i - g(\mathbf{x}_i, \hat{\beta}_n) + g(\mathbf{x}_j, \hat{\beta}_n)).$$

Performing a Taylor expansion, we can write

$$V_n = d_n + \mathbf{c}'_n n^{1/2} (\hat{\beta}_n - \beta_0),$$

where

$$d_n = \frac{1}{n^{3/2}} \sum_{i=1}^n \sum_{j=1}^n a_i I_L(u_i + g(\beta_0, \mathbf{x}_j))$$

and

$$\mathbf{c}_n = \frac{1}{n^2} \sum_{i=1}^n \sum_{j=1}^n \ell(a_i, \mathbf{x}_i, y_i, a_j, \mathbf{x}_j, y_j, \beta_n^*)$$

with  $\beta_n^*$  between  $\hat{\beta}_n$  and  $\beta_0$ , and

$$\ell(a_i, \mathbf{x}_i, y_i, a_j, \mathbf{x}_j, y_j, \beta) = a_i I'_L(y_i - g(\beta, \mathbf{x}_i) + g(\beta, \mathbf{x}_j)) \{ \dot{g}(\beta, \mathbf{x}_j) - \dot{g}(\beta, \mathbf{x}_i) \}.$$

By Lemma 12

$$\mathbf{c}_n \rightarrow \mathbf{c} = \mathbb{E} \ell(a_1, \mathbf{x}_1, y_1, a_2, \mathbf{x}_2, y_2, \beta_0) \text{ a.s.} \quad (36)$$

From the U-statistics projection Theorem we get

$$d_n = \frac{1}{n^{1/2}} \sum_{i=1}^n e(\mathbf{x}_i, u_i, a_i) + f(\mathbf{x}_i) + o_P(1). \quad (37)$$

Finally, using (10), we get that

$$V_n = \frac{1}{n^{1/2}} \sum_{i=1}^n e(\mathbf{x}_i, u_i, a_i) + f(\mathbf{x}_i) + a_i \mathbf{c}' I_R(\mathbf{x}_i, y_i) + o_P(1),$$

and using the Central Limit Theorem we get (12).  $\square$

To prove Theorem 3 we need an asymptotic expansion for  $n^{1/2}(\hat{\mu}_n - \mu_0)$ . Let  $\mathbf{z}_i = (a_i, \mathbf{x}_i, y_i)$  and consider

$$\Psi_1(\mathbf{z}_i, \mathbf{z}_j, \beta, \mu) = a_i \text{sign}(g(\mathbf{x}_j, \beta) + y_i - g(\mathbf{x}_i, \beta) - \mu), \quad (38)$$

$$\Lambda_1(\beta, \mu) = \mathbb{E} \Psi(\mathbf{z}_1, \mathbf{z}_2, \beta, \mu), \Lambda_{1\beta}(\beta, \mu) = \frac{\partial \Lambda_1(\beta, \mu)}{\partial \beta}, \Lambda_{1\mu}(\beta, \mu) = \frac{\partial \Lambda_1(\beta, \mu)}{\partial \mu},$$

and

$$J_n(\beta, \mu) = \frac{1}{n^{3/2}} \sum_{j=1}^n \sum_{i=1}^n \Psi_1(\mathbf{z}_i, \mathbf{z}_j, \beta, \mu).$$

The independence between  $a_1$  and  $(u_1, \mathbf{x}_2)$  and the fact that  $u_1 + g(\mathbf{x}_2, \beta_0)$  has distribution  $F_0$ , allow to conclude that  $\Lambda_1(\beta_0, \mu_0) = \mathbb{E}(a_1) \mathbb{E}_{F_0} \text{sign}(y - \mu_0) = 0$ . Since  $I_{T_{\text{med}}, F_0}(y)$  is not differentiable we have to use an extra argument to obtain an asymptotic linear expansion for  $n^{1/2}(\hat{\mu}_n - \mu_0)$ . To this purpose, the following Lemma is crucial. It is related to a very general linear expansion satisfied by empirical processes based on U-statistics.



**Lemma 13** *Suppose the same assumptions as in Theorem 3. Then if  $n^{1/2}(\bar{\beta}_n - \beta_0)$  and  $n^{1/2}(\bar{\mu}_n - \mu_0)$  are bounded in probability we have that*

$$J_n(\bar{\beta}_n, \bar{\mu}_n) = J_n(\beta_0, \mu_0) + \sqrt{n}\Lambda_{1\beta}(\beta_0, \mu_0)'(\bar{\beta} - \beta_0) + \sqrt{n}\Lambda_{1\mu}(\beta_0, \mu_0)(\bar{\mu}_n - \mu_0) + o_p(1).$$

The proof of Lemma 13 is based on a small number of intermediate results, being Proposition 14 the most important of them. It may be considered the U-statistics version of Lemma 3 of Huber [10]. Since we believe that these results can be useful in many other situations, we decided to make a presentation in a general setting. Consider a sequence  $\mathbf{z}_i, i \geq 1$  of i.i.d. random vectors of dimension  $m$  and let  $\Psi(\mathbf{z}_1, \mathbf{z}_2, \theta) : \mathbb{R}^m \times \mathbb{R}^m \times \Theta \rightarrow \mathbb{R}^p$ , where  $\Theta \subset \mathbb{R}^p$ . Note that here we are resorting to the same notation already adopted for the particular case considered above.

Let  $\Lambda(\theta) = E\Psi(\mathbf{z}_1, \mathbf{z}_2, \theta)$  and assume that  $\Lambda(\theta_0) = 0$ , for some  $\theta_0 \in R^p$ .

Consider

$$\mathbf{Z}_n(\theta) = \frac{\left\| \sum_{j=1}^n \sum_{i=1}^n [\Psi(\mathbf{z}_i, \mathbf{z}_j, \theta) - \Lambda(\theta) - \Psi(\mathbf{z}_i, \mathbf{z}_j, \theta_0)] \right\|}{n^{3/2} + n^2 \|\Lambda(\theta)\|} \quad (39)$$

and

$$U(\mathbf{z}_1, \mathbf{z}_2, \theta, d) = \sup_{\|\theta^* - \theta\| \leq d} \|\Psi(\mathbf{z}_1, \mathbf{z}_2, \theta^*) - \Psi(\mathbf{z}_1, \mathbf{z}_2, \theta)\|.$$

We need the following assumptions:

C1. For a fixed  $\theta$ ,  $\Psi(\mathbf{z}_1, \mathbf{z}_2, \theta)$  is measurable and  $\Psi(\mathbf{z}_1, \mathbf{z}_2, \theta)$  is separable. For the definition of separability, see Huber [10].

C2. There exist numbers  $b > 0$ ,  $c > 0$  and  $d_0 > 0$  such that (i)  $\Lambda(\theta)$  is continuously differentiable for  $\|\theta - \theta_0\| \leq d_0$  and  $\dot{\Lambda}(\theta_0)$  is nonsingular, where  $\dot{\Lambda}(\theta)$  is the differential matrix of  $\Lambda(\theta)$ , (ii)  $EU(\mathbf{z}_1, \mathbf{z}_2, \theta, d) \leq bd$  if  $\|\theta - \theta_0\| + d \leq d_0$  and (iii)  $EU^2(\mathbf{z}_1, \mathbf{z}_2, \theta, d) \leq bd$  if  $\|\theta - \theta_0\| + d \leq d_0$ .

C3.  $E\|\Psi(\mathbf{z}_1, \mathbf{z}_2, \theta_0)\|^2 < \infty$ .

**Proposition 14** *Suppose that assumptions C1-C3 hold. Then we have*

$$\sup_{\|\theta - \theta_0\| \leq d_0} \mathbf{Z}_n(\theta) \rightarrow_p 0.$$

The proof is similar to that of Lemma 3 in Huber [10]. The only difference is that all the sums of independent variables need to be replaced by U-statistics. Moreover the U-statistics counterparts of  $U_n, V_n$  and the right hand side of equation (51) in Huber [10], must be approximated by sums of independent random variables using the Projection Theorem.  $\square$

Let now  $\Psi_1(\mathbf{z}_1, \mathbf{z}_2, \theta) : \mathbb{R}^m \times \mathbb{R}^m \times \Theta \rightarrow \mathbb{R}$ , where  $\Theta \subset \mathbb{R}^p$ , and let  $\Lambda_1(\mathbf{z}_1, \mathbf{z}_2, \theta) = E\Psi_1(\mathbf{z}_1, \mathbf{z}_2, \theta)$ . Take  $\theta_0 = (\theta_{01}, \dots, \theta_{0p})$  such that  $\Lambda_1(\theta_0) = 0$ . Put

$$U_1(\mathbf{z}_1, \mathbf{z}_2, \theta, d) = \sup_{\|\theta^* - \theta\| \leq d} |\Psi_1(\mathbf{z}_1, \mathbf{z}_2, \theta^*) - \Psi_1(\mathbf{z}_1, \mathbf{z}_2, \theta)|$$

and

$$Z_{n1}(\theta) = \frac{\left| \sum_{j=1}^n \sum_{i=1}^n [\Psi_1(\mathbf{z}_i, \mathbf{z}_j, \theta) - \Lambda_1(\theta) - \Psi_1(\mathbf{z}_i, \mathbf{z}_j, \theta_0)] \right|}{n^{3/2} + n^2 |\Lambda_1(\theta_0)|}.$$

Denote by  $\dot{\Lambda}_1(\theta) = (\dot{\Lambda}_{11}(\theta), \dots, \dot{\Lambda}_{1p}(\theta)) = \partial\Lambda_1(\theta)/\partial\theta$ .

In order to prove a statement analogous to Proposition 14 for the univariate statistics  $Z_{n1}(\theta)$ , the following assumptions will be needed.

D1. For a fixed  $\theta$ ,  $\Psi_1(\mathbf{z}_1, \mathbf{z}_2, \theta)$  is measurable and separable.

D2. There exist numbers  $b > 0$ ,  $c > 0$  and  $d_0 > 0$  such that (i)  $\Lambda_1(\theta)$  is continuously differentiable for  $\|\theta - \theta_0\| \leq d_0$  and  $\dot{\Lambda}_1(\theta_0) \neq 0$  (ii)  $EU_1(\mathbf{z}_1, \mathbf{z}_2, \theta, d) \leq bd$  if  $\|\theta - \theta_0\| + d \leq d_0$  and (iii)  $EU_1^2(\mathbf{z}_1, \mathbf{z}_2, \theta, d) \leq bd$  if  $\|\theta - \theta_0\| + d \leq d_0$ .

D3  $E\Psi_1^2(\mathbf{z}_1, \mathbf{z}_2, \theta_0) < \infty$ .

**Proposition 15** *Suppose that assumptions D1-D3 are satisfied. Then*

$$\sup_{\|\theta - \theta_0\| \leq d_0} Z_{n1}(\theta) \rightarrow_p 0. \quad (40)$$

**Proof.** Let  $\dot{\Lambda}_1(\theta) = (\dot{\Lambda}_{11}(\theta), \dots, \dot{\Lambda}_{1p}(\theta))'$ . Without loss of generality, by D2, we can assume that  $\dot{\Lambda}_{11}(\theta) \neq 0$ . For  $2 \leq i \leq p$ , define  $\Psi_i(\mathbf{z}_1, \mathbf{z}_2, \theta) = \theta_i - \theta_{0i}$  and consider  $\Psi(\mathbf{z}_1, \mathbf{z}_2, \theta) = (\Psi_1(\mathbf{z}_1, \mathbf{z}_2, \theta), \Psi_2(\mathbf{z}_1, \mathbf{z}_2, \theta), \dots, \Psi_p(\mathbf{z}_1, \mathbf{z}_2, \theta))'$ . Doing  $\Lambda(\theta) = E\Psi(\mathbf{z}_1, \mathbf{z}_2, \theta)$ , we have  $\Lambda(\theta_0) = \mathbf{0}$  and

$$\dot{\Lambda}(\theta) = \begin{pmatrix} \dot{\Lambda}_{11}(\theta) & \dot{\Lambda}_{12}(\theta) \dots \dot{\Lambda}_{1p}(\theta) \\ 0 & I_{p-1} \end{pmatrix}.$$

Then  $\det(\dot{\Lambda}(\theta_0)) = \dot{\Lambda}_{11}(\theta_0) \neq 0$  and it is easy to check that the remaining assumptions C1-C3 are also satisfied. Let  $\mathbf{Z}_n(\theta)$  be given by (39), then by Proposition 14 we get that  $\sup_{\|\theta - \theta_0\| \leq d_0} \mathbf{Z}_n(\theta) \rightarrow_p 0$ . This implies (40). ■

**Proposition 16** *Suppose the same assumptions as in Proposition 15 and let  $\bar{\theta}_n$  be a sequence of estimates of  $\theta_0$  such that  $n^{1/2}\|\bar{\theta}_n - \theta_0\| = O_p(1)$ . Then*

$$\frac{1}{n^{3/2}} \sum_{j=1}^n \sum_{i=1}^n \Psi_1(\mathbf{z}_i, \mathbf{z}_j, \bar{\theta}_n) = \frac{1}{n^{3/2}} \sum_{j=1}^n \sum_{i=1}^n \Psi_1(\mathbf{z}_i, \mathbf{z}_j, \theta_0) + \dot{\Lambda}_1(\theta_0)'(n^{1/2}(\bar{\theta}_n - \theta_0)) + o_p(1). \quad (41)$$

**Proof.** By Proposition 15 we have

$$Z_{n1}(\bar{\theta}_n) = \frac{\left| \sum_{j=1}^n \sum_{i=1}^n [\Psi_1(\mathbf{z}_i, \mathbf{z}_j, \bar{\theta}_n) - \Lambda_1(\bar{\theta}_n) - \Psi_1(\mathbf{z}_i, \mathbf{z}_j, \theta_0)] \right|}{n^{3/2} + n^2 |\Lambda_1(\bar{\theta}_n)|} \rightarrow_p 0. \quad (42)$$

Using the Mean Value Theorem we get

$$\begin{aligned} & \frac{\left| \sum_{j=1}^n \sum_{i=1}^n [\Psi_1(\mathbf{z}_i, \mathbf{z}_j, \bar{\theta}_n) - \dot{\Lambda}_1(\theta_n^*)'(\bar{\theta}_n - \theta_0) - \Psi_1(\mathbf{z}_i, \mathbf{z}_j, \theta_0)] \right|}{n^{3/2} + n^2 \left| \dot{\Lambda}_1(\theta_n^*)'(\bar{\theta}_n - \theta_0) \right|} \\ &= \frac{\left| \sum_{j=1}^n \sum_{i=1}^n [\Psi_1(\mathbf{z}_i, \mathbf{z}_j, \bar{\theta}_n) - \dot{\Lambda}_1(\theta_n^*)'(\bar{\theta}_n - \theta_0) - \Psi_1(\mathbf{z}_i, \mathbf{z}_j, \theta_0)] \right|}{n^{3/2} (1 + \left| \dot{\Lambda}_1(\theta_n^*)' n^{1/2} (\bar{\theta}_n - \theta_0) \right|)}, \end{aligned}$$

where  $\theta_n^* \rightarrow_p \theta_0$ . Since  $\dot{\Lambda}_1(\theta_n^*) n^{1/2} (\bar{\theta}_n - \theta_0)$  is bounded in probability, (42) implies

$$\frac{1}{n^{3/2}} \sum_{j=1}^n \sum_{i=1}^n [\Psi_1(\mathbf{z}_i, \mathbf{z}_j, \bar{\theta}_n) - \dot{\Lambda}_1(\theta_n^*)'(\bar{\theta}_n - \theta_0) - \Psi_1(\mathbf{z}_i, \mathbf{z}_j, \theta_0)] \rightarrow_p 0,$$

and so

$$\frac{1}{n^{3/2}} \sum_{j=1}^n \sum_{i=1}^n \Psi_1(\mathbf{z}_i, \mathbf{z}_j, \bar{\theta}_n) = \frac{1}{n^{3/2}} \sum_{j=1}^n \sum_{i=1}^n \Psi_1(\mathbf{z}_i, \mathbf{z}_j, \theta_0) + \dot{\Lambda}_1(\theta_n^*)(n^{1/2} (\bar{\theta}_n - \theta_0)) + o_p(1).$$

Finally, using the continuity of  $\dot{\Lambda}$  at  $\theta_0$ , the order of convergence of  $\bar{\theta}_n$ , and the fact that  $\theta_n^* \rightarrow_p \theta_0$ , we get (41). ■

In the following Proposition we give closed formulas for  $\Lambda_{1\beta}(\beta_0, \mu_0)$  and  $\Lambda_{1\mu}(\beta_0, \mu_0)$ , which are part of the expansion stated in Lemma 13.

**Proposition 17** *We have*

$$\Lambda_{1\beta}(\beta_0, \mu_0) = 2\mathbb{E}[a_1 k_0(-g(\mathbf{x}_2, \beta_0) + \mu_0)(g(\mathbf{x}_2, \beta_0) - g(\mathbf{x}_1, \beta_0))]$$

and

$$\Lambda_{1\mu}(\beta_0, \mu_0) = -2\eta f_0(\mu_0).$$

**Proof.** Let  $\Delta(x_i, \beta) = g(\mathbf{x}_i, \beta) - g(\mathbf{x}_i, \beta_0)$ . Then

$$\begin{aligned} \Lambda_1(\beta, \mu) &= \eta \mathbb{E}(\text{sign}(u_1 + g(\mathbf{x}_2, \beta_0) + \Delta(\mathbf{x}_2, \beta) - \Delta(\mathbf{x}_1, \beta) - \mu) | a_1 = 1) \\ &= \eta \mathbb{E}(\mathbb{E}(\text{sign}(u_1 + g(\mathbf{x}_2, \beta_0) + \Delta(\mathbf{x}_2, \beta) - \Delta(\mathbf{x}_1, \beta) - \mu) | a_1 = 1, \mathbf{x}_1, \mathbf{x}_2)) \\ &= \eta \mathbb{E}((1 - 2K_0(-g(\mathbf{x}_2, \beta_0) - \Delta(\mathbf{x}_2, \beta) + \Delta(\mathbf{x}_1, \beta) + \mu) | a_1 = 1)). \end{aligned}$$

Differentiating the last equation we get

$$\begin{aligned} \Lambda_{1\beta}(\beta, \mu) &= -2\eta \mathbb{E}[k_0(-g(\mathbf{x}_2, \beta_0) - \Delta(\mathbf{x}_2, \beta) + \Delta(\mathbf{x}_1, \beta) + \mu)(-g(\mathbf{x}_2, \beta) + g(\mathbf{x}_1, \beta))] | a = 1) \\ &= -2\eta \mathbb{E}[k_0(-g(\mathbf{x}_2, \beta_0) - \Delta(\mathbf{x}_2, \beta) + \Delta(\mathbf{x}_1, \beta) + \mu) | a = 1) \\ &= -2\eta \mathbb{E}[k_0(-g(\mathbf{x}_2, \beta_0) + \mu_0)(-g(\mathbf{x}_2, \beta_0) + g(\mathbf{x}_1, \beta_0))] | a_1 = 1) \\ &= 2\mathbb{E}[a_1 k_0(-g(\mathbf{x}_2, \beta_0) + \mu_0)(g(\mathbf{x}_2, \beta_0) - g(\mathbf{x}_1, \beta_0))] \end{aligned}$$

and

$$\begin{aligned} \Lambda_{1\mu}(\beta_0, \mu_0) &= -2\eta \mathbb{E}[k_0(-g(\mathbf{x}_2, \beta_0) + \mu_0)] \\ &= -2\eta f_0(\mu_0). \end{aligned}$$

These prove the Proposition. ■

**PROOF OF LEMMA 13:** By Proposition 16, we only need to verify that under the assumptions of Theorem 3, considering  $\theta = (\beta, \mu)$ ,

$$\Psi_1(\mathbf{z}_1, \mathbf{z}_2, \theta) = a_1 \text{sign}(y_1 - g(\mathbf{x}_1, \beta) + g(\mathbf{x}_2, \beta) - \mu).$$

and

$$U_1(\mathbf{z}_1, \mathbf{z}_2, \theta, d) = \sup_{\|\theta^* - \theta\| \leq d} |\Psi_1(\mathbf{z}_1, \mathbf{z}_2, \theta^*) - \Psi_1(\mathbf{z}_1, \mathbf{z}_2, \theta)|,$$

then, assumptions D1-D3 are satisfied.

Assumptions D1 and D3 follow immediately. Assumption D2(i) follows from Proposition 17 and the fact that  $f_0(\mu_0) > 0$ .

We now prove D2 (ii) and (iii). Take  $d_0 = \delta$  as in A0, then if we put

$$\omega(\mathbf{x}) = \sup_{\|\beta - \beta_0\| \leq \delta} \|\dot{g}(\mathbf{x}, \beta)\|, \quad (43)$$

we have  $E\omega(\mathbf{x}_1) < \infty$ . To prove D2 (i) and (ii), we have to show that there exist  $K_1$  and  $K_2$  such that for all  $\theta$  and  $d$  with  $\|\theta - \theta_0\| + d \leq d_0$ , we have

$$EU_1^i(\mathbf{z}_1, \mathbf{z}_2, \theta, d) \leq K_i d, \quad i = 1, 2. \quad (44)$$

For that purpose, we can write

$$\begin{aligned} U_1(\mathbf{z}_1, \mathbf{z}_2, \theta, d) &\leq \sup_{\|\beta^* - \beta\| \leq d, |\mu^* - \mu| \leq d} |\text{sign}(u_1 + g(\mathbf{x}_1, \beta_0) - g(\mathbf{x}_1, \beta^*) + g(\mathbf{x}_2, \beta^*) - \mu^*) \\ &\quad - \text{sign}(u_1 + g(\mathbf{x}_1, \beta_0) - g(\mathbf{x}_1, \beta) + g(\mathbf{x}_2, \beta) - \mu)|. \end{aligned} \quad (45)$$

Then if  $\|\theta - \theta_0\| + d \leq d_0$ , and  $\|\theta^* - \theta\| \leq d$  we get that  $\|\theta^* - \theta_0\| \leq d_0$ , and therefore  $\|\beta^* - \beta_0\| \leq d_0$  too. Note also that

$$\begin{aligned} &|(g(\mathbf{x}_1, \beta_0) - g(\mathbf{x}_1, \beta^*) + g(\mathbf{x}_2, \beta^*) - \mu^*) - (g(\mathbf{x}_1, \beta_0) - g(\mathbf{x}_1, \beta) + g(\mathbf{x}_2, \beta) - \mu)| \\ &\leq (\omega(\mathbf{x}_1) + \omega(\mathbf{x}_2))\|\beta^* - \beta\| + |\mu^* - \mu| \leq (\omega(\mathbf{x}_1) + \omega(\mathbf{x}_2) + 1)d. \end{aligned} \quad (46)$$

Let  $z = (\omega(\mathbf{x}_1) + \omega(\mathbf{x}_2) + 1)$ ,  $v = |u|$  and  $w = v/z$ . The left hand side of (45) is different from 0 when the two arguments of the sign function have different signs. By (46) this occurs only if  $|u_1| \leq (\omega(\mathbf{x}_1) + \omega(\mathbf{x}_2) + 1)d$ . Then we can write

$$U_1(\mathbf{z}_1, \mathbf{z}_2, \beta, \mu, d) \leq 2I(w \leq d).$$

Observe that  $Ez < \infty$  and that the density of  $v$  is given by  $f_v(v) = k_0(v) + k_0(-v)$ , which is bounded by  $2 \sup k_0$ . Then, since the density of  $w$  is

$$f_w(w) = \int_0^\infty z f_v(wz) dF_z \leq 2 \sup k_0 \int_0^\infty z dF_z = 2 \sup k_0 E(z)$$

we get

$$EU_1(\mathbf{z}_1, \mathbf{z}_2, \beta, \mu, d) \leq 2P(w \leq d) \leq 4 \sup k_0 E(z) d$$

and

$$EU_1^2(\mathbf{z}_1, \mathbf{z}_2, \beta, \mu, d) \leq 4P(w \leq d) \leq 8 \sup k_0 E(z) d,$$

and so (44) holds with  $K_1 = 4 \sup k_0 E(z)$  and  $K_2 = 8 \sup k_0 E(z)$ .

The expansion obtained in Lemma 13 requires that  $\sqrt{n}(\bar{\theta}_n - \theta_0) = O_P(1)$ . The following Lemma shows that  $\hat{\theta}_n = (\hat{\beta}_n, \hat{\mu}_n)$  satisfies this condition.

**Lemma 18** *Under the assumptions of Theorem 3 we have that*

(a)  $n^{1/2}(\hat{\mu}_n - \mu_0)$  is bounded in probability,

(b)  $J_n(\hat{\beta}_n, \hat{\mu}_n) \rightarrow^P 0$ .

**Proof.** Let

$$J_n^*(\beta, \mu) = \frac{1}{n^{3/2}} \sum_{j=1}^n \sum_{i=1}^n \Psi(\mathbf{z}_i, \mathbf{z}_j, \beta_0, \mu_0) + n^{1/2} \mathbf{\Lambda}_{1\beta}(\beta_0, \mu_0)'(\beta - \beta_0) + n^{1/2} \Lambda_{1\mu}(\beta_0, \mu_0)(\mu - \mu_0).$$

Take  $\varepsilon > 0$  and let  $\tilde{\mu}_{1n}$  and  $\tilde{\mu}_{2n}$  be defined by

$$J_n^*(\hat{\beta}_n, \tilde{\mu}_{1n}) = \varepsilon \text{ and } J_n^*(\hat{\beta}_n, \tilde{\mu}_{2n}) = -\varepsilon.$$

By Lemma 17  $\Lambda_{1\mu}(\beta_0, \mu_0) \neq 0$ , and it holds that

$$n^{1/2}(\tilde{\mu}_{1n} - \mu_0) = -\frac{1}{\Lambda_{1\mu}(\beta_0, \mu_0)} \left[ \frac{1}{n^{3/2}} \sum_{j=1}^n \sum_{i=1}^n \Psi(\mathbf{z}_i, \mathbf{z}_j, \beta_0, \mu_0) + n^{1/2} \mathbf{\Lambda}_{1\beta}(\beta_0, \mu_0)' (\hat{\beta}_n - \beta_0) - \varepsilon \right].$$

Both the first and second terms on the right hand side are bounded in probability, the former by the Central Limit Theorem for U-statistics and the later by Assumption A2 and the Central Limit Theorem. Then  $n^{1/2}(\tilde{\mu}_{1n} - \mu_0)$  is bounded in probability. Thereafter, by Lemma 13 we get

$$J_n(\hat{\beta}_n, \tilde{\mu}_{1n}) = \varepsilon + o_p(1).$$

Similarly we can prove that  $n^{1/2}(\tilde{\mu}_{2n} - \mu_0)$  is bounded in probability and that

$$J_n(\hat{\beta}_n, \tilde{\mu}_{2n}) = -\varepsilon + o_p(1).$$

Then since  $J(\beta, \mu)$  is nonincreasing in  $\mu$ , by a property of the median we get that

$$\lim_{n \rightarrow \infty} \mathbb{P}(\tilde{\mu}_{1n} \leq \hat{\mu}_n \leq \tilde{\mu}_{2n}) = 1,$$

and therefore  $n^{1/2}(\hat{\mu}_n - \mu_0)$  is bounded in probability. We also have that

$$\mathbb{P}(J_n(\hat{\beta}_n, \tilde{\mu}_{2n}) \leq J_n(\hat{\beta}_n, \hat{\mu}_n) \leq J_n(\hat{\beta}_n, \tilde{\mu}_{1n})) \rightarrow 1$$

and therefore

$$\mathbb{P}(-2\varepsilon \leq J_n(\hat{\beta}_n, \hat{\mu}_n) \leq 2\varepsilon) \rightarrow 1.$$

Since this holds for all  $\varepsilon > 0$ , part (b) of the Lemma is proved. ■

### PROOF OF THEOREM 3.

(a) To prove this part of the Theorem it suffices to show that  $T_{\text{med}}$  is weakly continuous at  $F_0$ . Take  $\varepsilon > 0$  and  $y_1, y_2$  continuity points of  $F_0$  such that  $\mu_0 - \varepsilon < y_1 < \mu_0 < y_2 < \mu_0 + \varepsilon$ . Since  $F_0$  is continuous and strictly increasing at  $F_0$  we have that  $F_0(\mu_0) = 0.5$  and there exists  $\delta > 0$  such that  $F_0(y_1) < 0.5 - \delta < 0.5 + \delta < F_0(y_2)$ . Suppose that  $F_n \rightarrow_w F_0$ , then there exists  $n_0$  such that for  $n \geq n_0$  we have  $F_n(y_1) < 0.5 - \delta$  and  $F_n(y_2) > 0.5 + \delta$ . This proves that  $n \geq n_0$  implies that  $\mu_0 - \varepsilon < y_1 \leq T_{\text{med}}(F_n) \leq y_2 < \mu_0 + \varepsilon$ .

(b) Since  $n^{1/2}(\hat{\mu}_n - \mu_0)$  and  $n^{1/2}(\hat{\beta}_n - \beta_0)$  are bounded in probability, by Lemma 13 we get

$$J_n(\hat{\beta}_n, \hat{\mu}_n) = J_n(\beta_0, \mu_0) + \sqrt{n} \Lambda_{1\beta}(\beta_0, \mu_0) (\hat{\beta}_n - \beta_0) + \sqrt{n} \Lambda_{1\mu}(\beta_0, \mu_0) (\hat{\mu}_n - \mu_0) + o_p(1),$$

and using Lemma 18 (b) we get

$$\begin{aligned} \sqrt{n} \{\hat{\mu}_n - \mu_0\} &= -\frac{1}{\Lambda_{1\mu}(\beta_0, \mu_0)} \left\{ \Lambda_{1\beta}(\beta_0, \mu_0)' n^{1/2} (\hat{\beta}_n - \beta_0) + J_n(\beta_0, \mu_0) \right\} + o_p(1) \\ &= d_n^* + n^{1/2} \mathbf{c}_n^{*'} (\hat{\beta}_n - \beta_0) + o_p(1), \end{aligned}$$

where

$$\mathbf{c}_n^* = \frac{1}{n^2} \sum_{j=1}^n \sum_{i=1}^n a_i I_L'(y_i - g(\beta, \mathbf{x}_i) + g(\beta, \mathbf{x}_j)) \{ \dot{g}(\beta, \mathbf{x}_j) - \dot{g}(\beta, \mathbf{x}_i) \}$$

and

$$d_n^* = \frac{1}{n^{3/2}} \sum_{i=1}^n \sum_{j=1}^n a_i I_{T_{med}}(u_i + g(\beta_0, \mathbf{x}_j)).$$

Then it suffices to show that

$$V_n^* = d_n^* + \mathbf{c}_n' n^{1/2} (\hat{\beta}_n - \beta_0) \rightarrow N(0, \tau^2).$$

The proof of this result is similar to that of  $d_n + \mathbf{c}_n' n^{1/2} (\hat{\beta}_n - \beta_0) \rightarrow^d N(0, \tau^2)$  in Theorem 2.  $\square$

PROOF OF THEOREM 5. Let  $\mathbf{W}$  be as in (16). We have to show that given  $t < n\varepsilon_3$  and  $s < m\varepsilon_3$ , there exists  $K$  such that for any sample  $\mathbf{W}^* \in \mathcal{W}_{ts}$ , we have that  $|T_L(\hat{F}_n^*)| \leq K$ , where  $\hat{F}_n^*$  is the distribution constructed as in (7), based on  $\mathbf{W}^*$ . According to the definition of  $\varepsilon_U^*(T_L)$ , it suffices to show that there exists  $M$  such that for any  $\mathbf{W}^* \in \mathcal{W}_{ts}$  we have that the corresponding  $\hat{F}_n^*$  satisfies

$$P_{\hat{F}_n^*}(|y| \leq M) > 1 - \varepsilon_2. \quad (47)$$

Let

$$\mathcal{Z}_s = \{\mathbf{Z}^* = \{(\mathbf{x}_i^*, y_i^*) : i \in A\} : \sum_{i \in A} I\{(\mathbf{x}_i^*, y_i^*) \neq (\mathbf{x}_i, y_i)\} \leq s\}.$$

Since  $s/m < \varepsilon_1$  we can find  $M_1$  such that

$$\sup_{\mathbf{Z}^* \in \mathcal{Z}_s} \|\tilde{\beta}_m(\mathbf{Z}^*)\| \leq M_1, \quad (48)$$

and then we can find  $M$  such that

$$\sup_{1 \leq j \leq n} \sup_{\|\beta\| \leq M_1} |g(\mathbf{x}_j, \beta)| \leq M/2 \quad (49)$$

and

$$\sup_{i \in A} \sup_{\|\beta\| \leq M_1} |y_i - g(\mathbf{x}_i, \beta)| \leq M/2. \quad (50)$$

Given  $\mathbf{W}^* \in \mathcal{W}_{ts}$ , if  $\hat{\beta}_n^* = \tilde{\beta}_m(\mathbf{Z}^*)$ , with  $\mathbf{Z}^* \in \mathcal{Z}_s$ . Consider  $B = \{j : 1 \leq j \leq n, \mathbf{x}_j = \mathbf{x}_j^*\}$  and  $C = \{i \in A : (\mathbf{x}_i, y_i) = (\mathbf{x}_i^*, y_i^*)\}$ . Then  $\#B > (1 - \varepsilon_3)n$  and  $\#C > (1 - \varepsilon_3)m$ . For  $1 \leq j \leq n$ ,  $i \in A$ , put  $\hat{y}_{ij}^* = g(\mathbf{x}_j, \hat{\beta}_n^*) + (y_i^* - g(\mathbf{x}_i, \hat{\beta}_n^*))$ . Then, when  $j \in B$  and  $i \in C$ , by (48), (49) and (50), we have that  $|\hat{y}_{ij}^*| \leq M$  and so

$$\#\{(i, j) : |\hat{y}_{ij}^*| \leq M\} > mn(1 - \varepsilon_3)^2 \geq (1 - \varepsilon_2)mn.$$

Since there are  $mn$  pairs  $(i, j)$  subindexing  $\hat{y}_{ij}^*$ , we get that  $P_{\hat{F}_n^*}(|y| \leq M) > 1 - \varepsilon_2$  and then (47) holds.  $\square$

PROOF OF THEOREM 6. The proof of this Theorem is essentially based on Theorem 7 of Fasano et al. [6]. As is mentioned in Section 3, if  $(\mathbf{x}_i, y_i)$  has distribution  $G_0^*$ , then (3) is satisfied with  $\mathbf{x}_i^*$  having distribution  $Q_0^*$  and  $u_i^*$  with distribution  $K_0$ . Moreover, since by Lemma 11  $G_n^* \rightarrow_w G_0^*$ , by parts (i), (ii) and (iii) of Theorem 7 of [6] with  $G_0$  replaced by  $G_0^*$ , we get part (i) of the present Theorem.

We now prove (ii). We start proving that for any function  $d$  such the  $E_{G_0^*} |d(\mathbf{x}, y)| < \infty$ , we have that

$$E_{G_n^*} d(\mathbf{x}, y) \rightarrow E_{G_0^*} d(\mathbf{x}, y) \text{ a.s.} \quad (51)$$

Since

$$E_{G_n^*} d(\mathbf{x}, y) = \frac{\sum_{i=1}^n a_i d(\mathbf{x}_i, y_i)}{\sum_{i=1}^n a_i} = \frac{1}{\eta_n} \frac{1}{n} \sum_{i=1}^n a_i d(\mathbf{x}_i, y_i)$$

and  $\eta_n \rightarrow \eta$ , by the Law of Large Numbers we have that  $E_{G_n^*} d(\mathbf{x}, y) \rightarrow E a_1 d(\mathbf{x}_1, y_1) / \eta$  a.s. Since  $E a_1 d(\mathbf{x}_1, y_1) / \eta = E_{G_0^*} d(\mathbf{x}, y)$ , we obtain (51).

Put now  $\mathbf{T} = (\mathbf{T}_S, \mathbf{T}_{MM}, S)$  and let  $I_{\mathbf{T}, G_0^*}(\mathbf{x}, y)$  be its influence function at  $G_0^*$ . We now prove that

$$n^{1/2} E_{G_n^*} I_{\mathbf{T}, G_0^*}(\mathbf{x}, y) \rightarrow_d H,$$

where  $H$  is a multivariate normal distribution. This follows by applying the Central Limit Theorem from

$$n^{1/2} E_{G_n^*} I_{\mathbf{T}, G_0^*}(\mathbf{x}, y) = \frac{1}{\eta_n} \frac{1}{n^{1/2}} \sum_{i=1}^n a_i I_{\mathbf{T}, G_0^*}(\mathbf{x}_i, y_i),$$

the facts that  $E_{G_0^*} I_{\mathbf{T}, G_0^*}(\mathbf{x}, y) = 0$ , and the fact that under  $G_0^*$ , the influence function  $I_{\mathbf{T}, G_0^*}(\mathbf{x}, y)$  has finite second moments. Then all the conditions required to apply parts (iv) and (v) of Theorem 7 of Fasano et al. [6] are satisfied. Then

$$n^{1/2} (\mathbf{T}_{MM, \beta}(G_n^*) - \beta_0) = n^{-1/2} \sum_{i=1}^n a_i \frac{1}{E[a_1]} I_{\mathbf{T}_{MM, \beta}, G_0^*}(\mathbf{x}_i, y_i) + o_P(1).$$

Finally, using the expression for  $I_{\mathbf{T}_{MM, \beta}, G_0^*}$  derived in Fasano et al. [6], we obtain part (ii) of the Theorem. Part (iii) is an immediate consequence of the fact that in this case  $e_{01} = 0$ .  $\square$

PROOF OF THEOREM 7. Part (i) follows from parts (i), (ii) and (iii) of Theorem 8 of Fasano et al. [6]. Let  $\mathbf{T}^L(F)$  be the complete functional

$$\mathbf{T}^L(F) = (T_S^L(F), T_{MM}^L(F), S_L(F)).$$

Since  $\{\widehat{F}_n\}$  is a sequence of random distribution with finite support converging a.s. to  $F_0$ , by part (iv) of Theorem 8 of Fasano et al. [6] we get that  $\mathbf{T}^L$  is weakly differentiable at  $\{\widehat{F}_n\}$  a.s., and so

$$\mathbf{T}^L(\widehat{F}_n) - \mathbf{T}^L(F_0) = E_{\widehat{F}_n} I_{\mathbf{T}^L, F_0}(y) + o\left(\left\|E_{\widehat{F}_n} I_{\mathbf{T}^L, F_0}(y)\right\|\right), \quad (52)$$

where  $I_{\mathbf{T}^L, F_0}$  is the influence function of  $\mathbf{T}^L$  at  $F_0$ .

We prove now that  $n^{1/2} E_{\widehat{F}_n} I_{\mathbf{T}^L, F_0}(y)$  is bounded in probability. Using a Taylor expansion, we get

$$\sqrt{n} E_{\widehat{F}_n} I_{\mathbf{T}^L, F_0}(y) = \frac{1}{\eta_n} \left\{ D_n + \mathbf{C}_n n^{1/2} (\widehat{\beta}_n - \beta_0) \right\}, \quad (53)$$

where

$$D_n = n^{-3/2} \sum_{i=1}^n \sum_{j=1}^n a_i I_{\mathbf{T}^L, F_0}(u_i + g(x_j, \beta_0)), \quad (54)$$

$$\mathbf{C}_n = \frac{1}{n^2} \sum_{i=1}^n \sum_{j=1}^n h(\mathbf{x}_i, y_i, a_i, \mathbf{x}_j, \beta_n^*), \quad (55)$$

$\beta_n^*$  between  $\widehat{\beta}_n$  and  $\beta_0$  and

$$h(\mathbf{x}_i, y_i, a_i, \mathbf{x}_j, \beta) = a_i I'_{T^L, F_0}(y_i - g(x_i, \beta) + g(x_j, \beta)) \{\dot{g}(x_j, \beta) - \dot{g}(x_i, \beta)\}.$$

Assuming A0, by Lemma 12, we get

$$\mathbf{C}_n \longrightarrow \mathbf{C} = E_{G_0} a_i I'_{T^L, F_0}(y_i - g(x_i, \beta_0) + g(x_j, \beta_0)) \{\dot{g}(x_j, \beta_0) - \dot{g}(x_i, \beta_0)\}, \text{ a.s.} \quad (56)$$

Using (53)-(56), the expansion (10) guaranteed by part (ii) of Theorem 6, and the fact that by the U-statistics projection Theorem  $\{D_n\}$  converges to a normal distribution, we conclude that  $\{\sqrt{n}\|E_{\widehat{F}_n} I_{T^L, F_0}(y)\|\}$  is bounded in probability. Therefore, from (52) we get

$$\sqrt{n}\{\mathbf{T}^L(\widehat{F}_n) - \mathbf{T}^L(F_0)\} = \sqrt{n} E_{\widehat{F}_n} I_{\mathbf{T}^L, F_0}(y) + o_P(1).$$

This implies

$$\sqrt{n}\{\mathbf{T}_{MM}^L(\widehat{F}_n) - \mathbf{T}^L(F_0)\} = \sqrt{n} E_{\widehat{F}_n} I_{\mathbf{T}_{MM}^L, F_0}(y) + o_P(1),$$

and therefore (11) is satisfied with  $I_L = I_{\mathbf{T}_{MM}^L, F_0}$ . Finally (29) follows from formula (44) of Fasano et al. [6]. Part (ii) follows immediately from  $e_{01}^L = 0$ .  $\square$

To prove Theorem 8, the following result is required.

**Lemma 19** *Given  $M$  and  $\gamma > 0$ , there exists  $M^*$  such that  $P_F(|y| \leq M) \geq 1 - \delta + \gamma$  implies  $S^L(F) \leq M^*$ .*

**Proof.** It is enough to show that there exists  $M^*$  such that  $S_L^*(F, 0) \leq M^*$ , where  $S_L^*(F, \mu)$  is the location version of the object defined by (18) for the regression case.

Let  $M^*$  be such that  $\rho_0^L(M/M^*) < \gamma/2$ . Suppose that  $S_L^*(F, 0) > M^*$ . By definition of  $S_L^*(F, 0)$ ,

$$\delta = E_F \rho_0^L(y/S_L^*(F, 0)) \quad (57)$$

On the other hand, let  $A = \{|y| \leq M\}$ . By hypothesis,  $P_F(A) \geq 1 - \delta + \gamma$ , and so

$$E_F \rho_0^L\left(\frac{y}{S_L^*(F, 0)}\right) \leq E_F \rho_0^L\left(\frac{y}{M^*}\right) \leq (\gamma/2)P_F(A) + P_F(A^c) \leq \gamma/2 + \delta - \gamma \leq \delta - \gamma/2,$$

contradicting (57).  $\blacksquare$  **PROOF OF THEOREM 8.** We will prove that, given  $M$  and  $\gamma > 0$ , there exists  $K$  such that  $|T_{MM}^L(F)| \leq K$ , for all  $F$  with  $P_F(|y| \leq M) \geq \min(1 - \delta + \gamma, \delta + \gamma)$ . In fact, note that

$$E_F \rho^L\left(\frac{y - T_{MM}^L(F)}{S^L(F)}\right) \leq E_F \rho^L\left(\frac{y - T_S^L(F)}{S^L(F)}\right) \leq E_F \rho_0^L\left(\frac{y - T_S^L(F)}{S^L(F)}\right) = \delta. \quad (58)$$

Let  $M^*$  be as in Lemma 1 and let  $a$  so that  $\rho^L(a/M^*)(\delta + \gamma) = \delta + \gamma/2$ . Put  $K = M + a$  and observe that  $|y| \leq M$  and  $|T_{MM}^L(F)| > K$  imply that  $|y - T_{MM}^L(F)| > a$ . Suppose that  $|T_{MM}^L(F)| > K$ . Then

$$E_F \rho^L\left(\frac{y - T_{MM}^L(F)}{S^L(F)}\right) \geq E_F \rho^L\left(\frac{y - T_{MM}^L(F)}{M^*}\right) \geq P_F(A) \rho^L(a/M^*) \geq \rho^L(a/M^*)(\delta + \gamma) \geq \delta + \gamma/2,$$

contradicting (58).  $\square$



## References

- [1] BIANCO, A., BOENTE, G., GONZÁLEZ-MANTEIGA, W. AND PÉREZ-GONZÁLEZ, A. (2010). Estimation of the marginal location under a partially linear model with missing responses. *Computational Statistics & Data Analysis*. 546–564.
- [2] BILLINGSLEY, P. (1995) *Probability and Measure*. (3rd. ed.), Wiley, New York.
- [3] BILLINGSLEY, P. (1999). *Convergence of Probability Measures* (2nd. ed.) Wiley, New York.
- [4] DONOHO, D.L. AND HUBER, P.J. (1983), The notion of breakdown point, *A Festschrift for E. L. Lehmann*, P.J. Bickel, K.A. Doksum and J.L. Hodges, (eds.). 157–184, Belmont, CA: Wadsworth.’
- [5] FASANO, M.V. (2009). Robust estimation in nonlinear regression. Ph. D. Thesis, University of La Plata.
- [6] FASANO, M.V., MARONNA, R.A., SUED, M. AND YOHAI, V.J. (2010) Continuity and differentiability of regression M-estimates. Available at <http://arxiv.org/abs/1004.4314>.
- [7] FERNHOLZ, L.T. (1983). Von Mises Calculus for Statistical Functionals. *Lecture Notes in Statistics*. **19** Springer-Verlag, New York.
- [8] HAMPEL, F.R. (1971). A general qualitative definition of robustness. *The Annals of Mathematical Statistics*. **42** 1887–1896.
- [9] HAMPEL, F.R. (1974). The influence curve and its role in robust estimation, *Journal of the American Statistical Association*. **69** 383–393.
- [10] HUBER, P.J. (1967). The behavior of maximum likelihood estimates under nonstandard conditions. *Proc. Fifth Berkeley Sympos. Math. Statist. and Probability (Berkeley, Calif., 1965/66), Vol. I: Statistics* 221–233.
- [11] HÖSSJER, O. (1992). On the optimality of S-estimators, *Statistics and Probability Letters*. **14** 413–419.
- [12] KANG, J.D.Y, SCHAFER, J.L. (2007). Demystifying double robustness: a comparison of alternative strategies for estimating a population mean from incomplete data. *Statistical Science*. **22** 523–539.
- [13] MARONNA, R.A., MARTIN, R. D. AND YOHAI, V.J. (2006). *Robust Statistics: Theory and Methods*. Springer, Chichister.
- [14] MÜLLER, U.U. (2009). Estimating linear functionals in nonlinear regression with responses missing at random. *Annals of Statistics*. **37** 2245–2277.
- [15] RUBIN, D. (1976). Inference and missing data. *Biometrika*. **63** 581–592.
- [16] ROBINS, M., SUED, M., LEI-GOMEZ, Q., ROTNITZKY, A. (2007). Comment: Performance of Double-Robust Estimators When “Inverse Probability” Weights Are Highly Variable. *Statistical Science*. **22** 544–559.
- [17] ROUSSEEUW, P.J AND YOHAI, V.J. (1984). Robust regression by means of S-estimators, *Robust and Nonlinear Time Series*, J. Franke, W. Hardle and R.D. Martin (eds.), Lectures Notes in Statistics. **26** 256–272, New York: Springer.
- [18] VAN DER VAART, A. & WELLNER, J. (1996). *Weak Convergence and Empirical Processes. With Applications to Statistics*. New York: Springer.

- [19] YOHAI, V.J. (1985) High Breakdown Point and High Efficiency Robust Estimates for Regression. Technical report No. 66. Department of Statistics, University of Washington. .Available at <http://www.stat.washington.edu/research/reports/1985/tr066.pdf>.
- [20] YOHAI, V.J. (1987), High breakdown–point and high efficiency estimates for regression, *The Annals of Statistics*. **15** 642–65.