

Interplay between elastic fields due to gravity and a partial dislocation for a hard-sphere crystal coherently grown under gravity: driving force for defect disappearance

Atsushi Mori^{†,*}, Yoshihisa Suzuki[‡]

[†]Department of Advanced Materials, Institute of Technology and Science, The University of Tokushima, 2-1 Minamijosanjima, Tokushima 770-8506, Japan

[‡]Department of Life System, Institute of Technology of Science, The University of Tokushima, 2-1 Minamijosanjima, Tokushima 770-8506, Japan

(*received* ; *in final form*)

We previously observed that an intrinsic stacking fault shrunk through a glide of a Shockley partial dislocation terminating its lower end in a hard-sphere crystal under gravity coherently grown in $\langle 001 \rangle$ by Monte Carlo simulations [Mori *et al.*, *Molec. Phys.* **105**, 1377 (2007)]; it was an answer to a one-decade long standing question why the stacking disorder in colloidal crystals reduced under gravity [Zhu *et al.*, *Nature* **387**, 883 (1997)]. Here, we present an elastic energy calculation; in addition to the self-energy of the partial dislocation [Mori *et al.*, *Prog. Theor. Phys. Suppl.* **178**, 33 (2009)] we calculate the cross-coupling term between elastic field due to gravity and that due to a Shockley partial dislocation. The cross term is a increasing function of the linear dimension R over which the elastic field expands, showing that a driving force arises for the partial dislocation moving toward the upper boundary of a grain.

Keywords: elasticity, Shockley partial dislocation, gravity, hard-sphere crystal

1 Introduction

Zhu *et al.* [1] in 1997 presented results of colloidal crystallization, which implied that the stacking disorder in the colloidal crystals reduces due to gravity. They made such conclusion by comparison between results of a Space Shuttle experiment and those on the ground that whereas under micro gravity the colloidal crystals are of random hexagonal-close pack (rhcp) structure, under normal gravity they exhibit a mixture of rhcp and the face-centered cubic (fcc) crystal. In a previous experiment the struc-

ture under normal gravity was fcc [2]. This trend was supported by Kegel and Dhont [3]. Their result was, however, slightly different; the structure was faulted twinned fcc under normal gravity. In their experiments the hard sphere (HS) nature was realized by using poly(methyl methacrylate) (PMMA) microspheres suspended in a hydrocarbon medium [4]. The difference in the particle size and dispersion medium may results in the variety of the final states under the normal gravity. We point out, however, that the variety is nature. It is natural to understand that the non-uniqueness of the final states under gravity results from metastable equilibria. Processes of disappearing stacking disorder must be those between certain metastable states.

We performed Monte Carlo (MC) simulations of HSs at various gravitational conditions to elucidate the mechanism of the defect disappearance due to gravity. The stacking sequence of the hexagonal planes does not affect the density. So, the mechanism has been a hot question since Zhu *et al.* [1]. It was found in this simulation that a defective crystal was formed above a less-defective crystalline region at the bottom of the system [5]. The lateral cross sections were square. Therefore, in case that the lateral system size was small, (001) planes were stacked along vertical direction. On the other hand, in case that the lateral system size was not so small, until the strength of gravity was not so large that the packing of particles at the bottom was not dominated by the smallness of the system (111) planes were stacked. One can understand those phenomena as results from competition between contributions of the interfacial free energy against bottom wall and stress from the lateral boundary. We wish to point out that stress equivalent in those simula-

*Corresponding author. E-mail: mori@opt.tokushima-u.ac.jp

tions can be given by use of a patterned substrate; the use of a patterned substrate was proposed by van Blaaderen *et al.* [6]. This method is called a colloidal epitaxy. We have taken a detailed look into processes in the (001) growth, in which a portion of the defective region is transformed into the less defective state [7]. In the (001) growth {111} planes and, thus, stacking faults run along an oblique direction, not horizontal.

From illustrations (*e.g.* Fig. 1) we have an intuition that the strain due to a Shockley partial dislocation at the lower end of an stacking fault cooperates with gravitational effect toward defect disappearance. To give support to this intuition we have performed elastic theoretical calculations. A part of them has already been presented [8]; the self-energy of the partial dislocation as well as the buoyancy due to particle deficiency of the core structure yields a driving force for the partial dislocation moving upward. Interfacial energy due to stacking disorder has been added as well as the dislocation core energy. The former is a form of the driving force for shrinking of a stacking fault running upward. Section 3 repeats some details of the elastic theoretical calculation presented already [8].

Strain energies due to a patterned substrate were evaluated for wetting by a crystalline layer [9, 10]. Also strain energy was estimated for misfit dislocation in colloidal epitaxy [11]. The critical thickness h_c for misfit dislocation was estimated and for colloidal crystals thicker than h_c a position where the stacking fault starts upward was given. Comparison between strain energies due to the substrate and due to lateral boundary would answer whether in phenomena in our MC simulation under small system size corresponds to those in colloidal epitaxy. Strain in our MC simulation is geometrically equivalent to those which appear due to patterned substrate [12]. The interplay between gravitational and substrate effects is left for a future research. We will concentrate in this paper on the stability of an intrinsic stacking fault terminated by a Shockley partial dislocation.

2 System

An intrinsic stacking fault disappearing is schematically shown in an illustration (Fig. 1). It is seen that a Shockley partial dislocation of the Burgers vector $\mathbf{b}^I = (1/6)[\bar{2}11]$ ($\equiv -\mathbf{a}_1/3 + \mathbf{a}_2/6 + \mathbf{a}_3/6$ with \mathbf{a}_1 , \mathbf{a}_2 , and \mathbf{a}_3 being the lattice vectors) terminates the stacking fault. Translation of (111) plane by \mathbf{b}^I shifts the positions of particles in the (111)

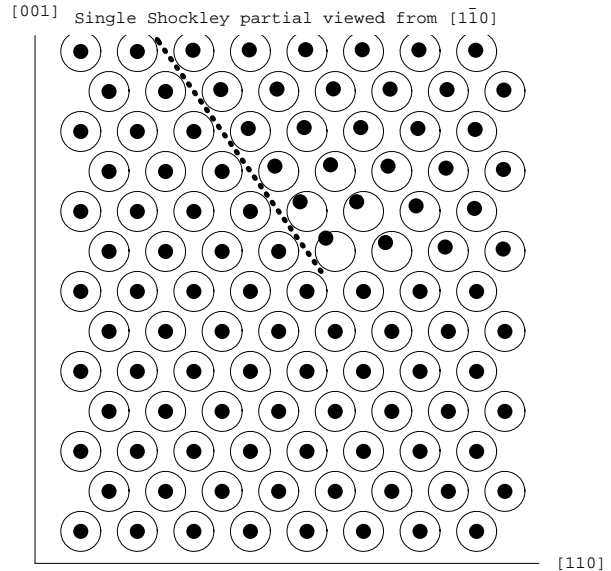


Figure 1: Illustration (not a snapshot of a simulation) of an intrinsic stacking fault which is disappearing. Particles in the distorted crystal are shown by the dots and the regular lattice positions by open circles. A dotted line indicates the stacking fault. In this illustration particles outside the portion right of this line are fixed at the regular positions. The intrinsic stacking fault is terminated by a Shockley partial dislocation at the center of this illustration.

plane from A, B, and C to B, C, and A, respectively (see, Fig. 2.) Here, A, B, and C refer to three possible positions in projection onto the (111) plane. Pictures similar to Fig. 1 obtained by confocal microscopy have been presented by Schall *et al.* [11] and Alsayed *et al.* [13]. Phenomena observed by Schall *et al.* are, however, different from what we focus in this paper. They have focused on misfit dislocations and have observed increasing dislocations. On the other hand, Alsayed *et al.* observed premelting near varieties of defects. Though the purposes are different, the Shockley partial dislocations evidently exist in colloidal crystals. The stacking fault runs upward and the linear dimension R over which the elastic field expands is regarded as the distance from the Shockley partial dislocation to the upper boundary of the crystalline grain. We will not consider the interaction between the bottom substrate and the Shockley partial dislocation.

We note here that the density decreases with the altitude z , according to the mechanical equilibrium equation

$$\frac{\partial P}{\partial z} = -mg\rho(z), \quad (2.1)$$

where P is the pressure, m the mass of a particle, g

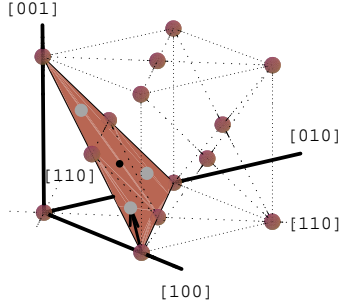


Figure 2: The Burgers vector $\mathbf{b}^I = (1/6)[\bar{2}11]$ (arrow) and (111) plane (painted). The arrow connects a lattice position at, say, A and an adjacent one at, say, B.

the acceleration due to gravity, and $\rho(z)$ the particle number density at z in coarse scale. The other point characteristic of these simulations is that the coherent growth [12] occurred as already mentioned. We find that the lattice constant c is linearly increases with the altitude z whereas the lattice constants $a = b$ are constant. We can write

$$c(z) = c(0)[1 + \xi z], \quad (2.2)$$

with ξ being the coefficient of order 10^{-3} [12]. In section 4 we integrate $f_\alpha^{(g)} = \partial\sigma_{\alpha\beta}/\partial x_\beta$ to obtain the stress $\sigma_{\alpha\beta}^{(g)}$ due to gravity with use of Eqs. (2.1) and (2.2), where $f_\alpha^{(g)} = \partial P/\partial x_\alpha$. Here, the Greek alphabets, α, β , have represented the Cartesian coordinate x, y , and z . We will follow this convention hereafter.

3 Self energy, buoyancy, and stacking fault energy

We shall reproduce the calculation of the sum of strain, stacking fault, and gravitational energies for the configurations illustrated in Fig. 1 per unit length (σ) depth perpendicular to the paper, where σ is the HS diameter. In Ref. [8] the elastic strain energy for an intrinsic stacking fault was calculated by using a formula $W(R) = (\mu b^2/4\pi)[\cos^2\theta + \sin^2\theta/(1-\nu)]\ln(\alpha R/b)$, where μ, ν , and θ are the shear modulus, the Poisson ratio, and the angle between the Burgers vector \mathbf{b} and the sense direction of the dislocation line, respectively, and R is the linear dimension over which the elastic field expands and $r_0 \equiv b/\alpha$ defines the radius of dislocation core

with $\alpha \sim 0.1$ [14] (Do not confuse the coefficient α with the subscript α). For the intrinsic stacking fault we put $\mathbf{b} = \mathbf{b}^I$ ($|\mathbf{b}^I| = a/\sqrt{6}$ with a being the fcc lattice constant) and $\theta = \pi/6$ for $W(R)$ to obtain

$$U_{el} = \frac{\mu a^2}{96\pi} \left(3 + \frac{1}{1-\nu} \right) \ln \left(\frac{\sqrt{6}\alpha R}{a} \right). \quad (3.1)$$

We have $U_{sf} = \gamma_i l_{sf}$ for the stacking fault energy of the intrinsic stacking fault, where γ_i is the interfacial energy of the intrinsic stacking fault and l_{sf} is the effective length of the stacking fault. l_{sf} is the same order of R ; a geometrical factor should be multiplied to R . Pronk and Frenkel [15] calculated the stacking fault energy γ_{sf} for the interfacial free energy between fcc and hcp crystals. γ_i is regarded as the same order of γ_{sf} . A factor should be multiplied to γ_{sf} . Introducing a factor ζ we can write the stacking fault energy as $U_{sf} = \zeta\gamma_{sf}R$.

Let us estimate the gravitational energy. Particle deficiency due to one Shockley partial dislocation corresponds to one-third lattice line in Fig. 1. A simple estimation is $U_g = (1/2\sqrt{2})mg\rho a^2 R/3$, where $1/2\sqrt{2}$ comes from the number of particles per unit length of the lattice line [110]¹.

The sum of U_{sf} and U_g yields a linear term

$$U_{sf} + U_g = (\zeta\gamma_{sf} + mg\rho a^2/6\sqrt{2})R. \quad (3.2)$$

Because $\gamma_{sf}\sigma^2/k_B T$ calculated [15] is of order 10^{-4} , U_{sf} is negligible small as compared to U_g (in MC simulations [5, 7, 8, 12] we focus on the phenomena at $mg\sigma/k_B T \sim 1$), where $k_B T$ is the temperature multiplied by Boltzmann's constant. Moreover, $\mu\sigma^3/k_B T = 50 \sim 100$ [16, 17, 18]; hence, U_{el} dominates.

Energy due to the dislocation core should be added. It depends on the core structure. In particular, in the present case the entropy term contributes through the change in the free volume or vibrational mode due to the dislocation core. Hence, the accurate evaluation of core energies should be made with simulations. Let us borrow the argument for solid states; the core energy is proportional to μb^2 . In most cases the metal core energy U_{core} is about ten percents of U_{el} . Let us write $U_{core} = \beta\mu b^2$ with β being a certain constant of order less than unity (Do not confuse this coefficient with the subscript β). Putting $\mathbf{b} = \mathbf{b}^I$ for the intrinsic stacking fault we have

$$U_{core} = \beta\mu a^2/6. \quad (3.3)$$

¹This factor has been lacking in Ref. [8]. Also, g has been missing after m there.

The elastic constants for the HS crystal were calculated by Frenkel and Ladd [16] by molecular dynamic simulations, by Runge and Chester [17] by a MC simulation, and by Laird [18] by a density functional theory. The shear modulus μ for the HS crystal ranges between 50 and 100 as already mentioned (in the unit of $k_B T/\sigma^3$), which depends on the particle number density ρ . This range of μ corresponds to $\rho\sigma^3 \cong 1.06 - 1.13$ ($a/\sigma \cong 1.55 - 1.52$) around the disappearing stacking disorder in the MC simulations [5, 7, 8, 12]. Stacking fault energy was calculated by MC simulation by Pronk and Frenkel [15]. They calculated interfacial free energy between fcc and hcp at $\rho\sigma^3 = 1.10$ to be $(26 \pm 6) \times 10^{-5} k_B T/\sigma^2$, as mentioned already. We neglect difference among fcc-hcp, intrinsic (such as ...CAB-ABC...), and others as done [15]. We take a distance between the Shockley partial dislocation to the fluid region in the simulation or a linear dimension of the grain in experiment for the effective length of the intrinsic stacking fault l_{sf} as well as R . The ‘‘total’’ energy of the intrinsic stacking fault is

$$U = \left[\frac{1}{96\pi} \left(3 + \frac{1}{1-\nu} \right) \ln \left(\frac{\sqrt{6}\alpha R}{a} \right) + \frac{\beta}{6} \right] \mu a^2 + \left(\zeta \gamma_{sf} + \frac{mg\rho a^2}{6\sqrt{2}} \right) R. \quad (3.4)$$

We note here that though the materials parameters for the HS system have been used, the formulas, Eqs. (3.1-3.4), Eq. (3.5) and those derived therefrom, are valid for any materials as long as the lattice constant varies linearly in vertical direction.

It is instructive to write the true total elastic energy in terms of the elastic fields excluding the one which is forcing the coherent growth.

$$\begin{aligned} U_{t.e.} &= \frac{1}{2} \int (\sigma_{\alpha\beta}^{(edge)} + \sigma_{\alpha\beta}^{(screw)} + \sigma_{\alpha\beta}^{(g)}) \\ &\times (\epsilon_{\alpha\beta}^{(edge)} + \epsilon_{\alpha\beta}^{(screw)} + \epsilon_{\alpha\beta}^{(g)}) dV \\ &= \frac{1}{2} \int \sigma_{\alpha\beta}^{(edge)} \epsilon_{\alpha\beta}^{(edge)} dV \\ &+ \frac{1}{2} \int \sigma_{\alpha\beta}^{(screw)} \epsilon_{\alpha\beta}^{(screw)} dV \\ &+ \int \sigma_{\alpha\beta}^{(g)} \epsilon_{\alpha\beta}^{(edge)} dV + \frac{1}{2} \int \sigma_{\alpha\beta}^{(g)} \epsilon_{\alpha\beta}^{(g)} dV \end{aligned} \quad (3.5)$$

where $\sigma_{\alpha\beta}$ and $\epsilon_{\alpha\beta}$ are, respectively, the stress and strain with superscripts (*edge*), (*screw*), and (*g*) indicating the edge and screw components of the elastic field due to the Shockley partial dislocation and that due to gravity, respectively. In the above expansion diagonal relation between (*screw*) and (*g*)

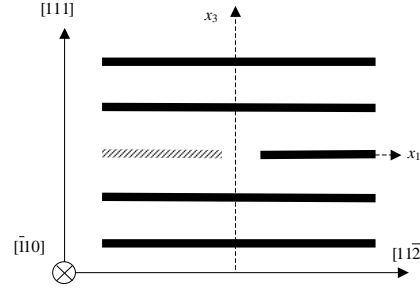


Figure 3: The coordination system $x_1 x_2 x_3$ for calculation of the elastic field due to the Shockley partial dislocation. The hexagonal planes are shown by thick horizontal lines. The intrinsic stacking fault is hatched. x_3 axis is taken to be perpendicular to the hexagonal planes ($[111]$), x_2 axis along the dislocation line ($[\bar{1}10]$), and x_1 axis parallel to the stacking fault ($[11\bar{2}]$).

as well as (*edge*) has been used, which shall be confirmed directly by seeing the component of the elastic fields shown in the preceding section. To note the fact that the sum of first two term in Eq. (3.5) equals U_{el} puts the present issue in relief; only the term $\int \sigma_{\alpha\beta}^{(g)} \epsilon_{\alpha\beta}^{(edge)} dV$ depends simultaneously on (*g*) and (*edge*). The self-energy term $\frac{1}{2} \int \sigma_{\alpha\beta}^{(g)} \epsilon_{\alpha\beta}^{(g)} dV$ of the elastic field due to gravity does not depend on the position of the Shockley partial dislocation.

4 Calculation of cross term

At first, we write the elastic fields due to gravity and the Shockley partial dislocation. Integrating

$$f_{\alpha}^{(g)} = \frac{\partial \sigma_{\alpha\beta}^{(g)}}{\partial x_{\beta}}, \quad (4.1)$$

with the gravitational force $f^{(g)}$ equaling the gradient of the pressure P [as shown by Eq. (2.1) the x and y components vanish] we have

$$\sigma_{zz}^{(g)} = \sigma_{zz}^{(g)}(0) - mg\rho(0) \frac{1}{\xi} \ln(1 + \xi z). \quad (4.2)$$

Here, we have used the relation $\rho(z) = \rho(0)/[1 + \xi z]$ [insertion of Eq. (2.2) into $\rho(z) = 4/abc(z)$]. The stress components $\sigma_{\alpha\beta}^{(g)}$ except for $\alpha\beta = zz$ vanish. Accordingly, we have

$$\int \sigma_{\alpha\beta}^{(g)} \epsilon_{\alpha\beta}^{(edge)} dV = \int \sigma_{zz}^{(g)} \epsilon_{zz}^{(edge)} dV. \quad (4.3)$$

To calculate $\epsilon_{zz}^{(edge)}$ as done previously [8] we introduce coordination system $x_1 x_2 x_3$ shown in Fig. 3.

x_3 axis is taken to be perpendicular to the hexagonal plane, x_2 axis parallel to the dislocation line ($(1/\sqrt{2})[\bar{1}10]$), and x_1 axis [within (111) and perpendicular to x_2] so as to the coordination system to be a right-handed system. Thus, we have unit vectors pointing to the axes as

$$\hat{x}_1 = \frac{1}{\sqrt{6}}[11\bar{2}], \hat{x}_2 = \frac{1}{\sqrt{2}}[\bar{1}10], \hat{x}_3 = \frac{1}{\sqrt{3}}[111]. \quad (4.4)$$

In the frame of $x_1x_2x_3$ the non-vanishing component of the strain due to the Shockley partial dislocation with Burgers vector $\mathbf{b}^I = \mathbf{b}_{\parallel}^I + \mathbf{b}_{\perp}^I$ is given as [14]

$$\epsilon_{11}^{(edge)} = -\frac{|\mathbf{b}_{\perp}^I|}{2\pi} \frac{x_3[(2\lambda + 3\mu)x_1^2 + \mu x_3^2]}{(\lambda + 2\mu)(x_1^2 + x_3^2)^2}, \quad (4.5)$$

$$\epsilon_{33}^{(edge)} = \frac{|\mathbf{b}_{\perp}^I|}{2\pi} \frac{x_3[(2\lambda + \mu)x_1^2 - \mu x_3^2]}{(\lambda + 2\mu)(x_1^2 + x_3^2)^2}, \quad (4.6)$$

$$\epsilon_{13}^{(edge)} = \epsilon_{31}^{(edge)} = \frac{|\mathbf{b}_{\perp}^I|}{4\pi(1-\nu)} \frac{x_1(x_1^2 - x_3^2)}{(x_1^2 + x_3^2)^2}, \quad (4.7)$$

$$\epsilon_{12}^{(screw)} = \epsilon_{21}^{(screw)} = -\frac{|\mathbf{b}_{\parallel}^I|}{4\pi} \frac{x_3}{x_1^2 + x_3^2}, \quad (4.8)$$

$$\epsilon_{23}^{(screw)} = \epsilon_{32}^{(screw)} = \frac{|\mathbf{b}_{\parallel}^I|}{4\pi} \frac{x_1}{x_1^2 + x_3^2}, \quad (4.9)$$

where \mathbf{b}_{\parallel}^I and \mathbf{b}_{\perp}^I are, respectively, the parallel (screw) and normal (edge) components of \mathbf{b}^I to the dislocation line. The stress components are readily obtained [14]. As mentioned previously we confirm the orthogonal relation, i.e., $\sigma_{ij}^{(edge)} \epsilon_{ij}^{(screw)} = 0$. Here and hereafter, subscripts i, j represent 1, 2, 3. The orthogonal relation between (g) and (screw) is confirmed by coordinate transformation between xyz and $x_1x_2x_3$. This coordinate transformation is also necessary to calculate $\int \sigma_{\alpha\beta}^{(g)} \epsilon_{\alpha\beta}^{(edge)} dV$.

The matrix of the coordinate transformation from $x_1x_2x_3$ system to xyz system is given by the inner product of the axis vectors $\hat{x}_{\alpha} \cdot \hat{x}_i$. The result is as

$$a_{\alpha i} = \begin{pmatrix} a_{x1} & a_{x2} & a_{x3} \\ a_{y1} & a_{y2} & a_{y3} \\ a_{z1} & a_{z2} & a_{z3} \end{pmatrix} = \begin{pmatrix} \frac{1}{\sqrt{3}} & 0 & \frac{2}{\sqrt{6}} \\ 0 & 1 & 0 \\ -\frac{2}{\sqrt{6}} & 0 & \frac{1}{\sqrt{3}} \end{pmatrix}, \quad (4.10)$$

which is the mere rotation in xz plane. We calculate $\epsilon_{zz}^{(edge)}$ as follows.

$$\begin{aligned} \epsilon_{zz}^{(edge)} &= a_{zi}a_{zj}\epsilon_{ij}^{(edge)} \\ &= a_{z1}a_{z1}\epsilon_{11}^{(edge)} + 2a_{z1}a_{z3}\epsilon_{13}^{(edge)} + a_{z3}a_{z3}\epsilon_{33}^{(edge)} \\ &= \frac{|\mathbf{b}_{\perp}^I|}{6\pi(\lambda + 2\mu)(x_1^2 + x_3^2)^2} [(-2\lambda - 5\mu)x_1^2 - 3\mu x_3] \\ &\quad - \frac{|\mathbf{b}_{\perp}^I|}{3\sqrt{2}\pi(1-\nu)} \frac{x_1(x_1^2 - x_3^2)}{(x_1^2 + x_3^2)^2}. \end{aligned} \quad (4.11)$$

By calculation $\epsilon_{zz}^{(screw)}$ vanishes.

Now, let us transform $\begin{pmatrix} x_1 \\ x_2 \\ x_3 \end{pmatrix}$ into $\begin{pmatrix} x \\ y \\ z \end{pmatrix}$. The inverse transform of $x_{\alpha} = a_{\alpha i}x_i$ is given by the transpose of $a_{\alpha i}$ because $a_{\alpha i}$ is orthogonal.

$$\begin{pmatrix} x \\ y \\ z \end{pmatrix} = \begin{pmatrix} \frac{1}{\sqrt{3}} & 0 & \frac{2}{\sqrt{6}} \\ 0 & 1 & 0 \\ -\frac{2}{\sqrt{6}} & 0 & \frac{1}{3} \end{pmatrix} \begin{pmatrix} x_1 \\ x_2 \\ x_3 \end{pmatrix},$$

$$\begin{pmatrix} x_1 \\ x_2 \\ x_3 \end{pmatrix} = \begin{pmatrix} \frac{1}{\sqrt{3}} & 0 & -\frac{2}{\sqrt{6}} \\ 0 & 1 & 0 \\ \frac{2}{\sqrt{6}} & 0 & \frac{1}{3} \end{pmatrix} \begin{pmatrix} x \\ y \\ z \end{pmatrix}. \quad (4.12)$$

$\epsilon_{zz}^{(edge)}$ is rewritten in terms of x, y , and z as

$$\begin{aligned} \epsilon_{zz}^{(edge)} &= \frac{|\mathbf{b}_{\perp}^I|}{18\sqrt{3}\pi(x^2 + z^2)^2} \left\{ \frac{1}{\lambda + 2\mu} \right. \\ &\times \left[-\sqrt{2}(2\lambda + 11\mu)x^3 + (6\lambda - 3\mu)x^2z \right. \\ &\quad \left. \left. - 9\sqrt{2}\mu xz^2 - (4\lambda + 13\mu)z^3 \right] \right. \\ &\quad \left. + \frac{1}{1-\nu} \left(\sqrt{2}x^3 + 6x^2z \right. \right. \\ &\quad \left. \left. - 5\sqrt{2}xz^2 + 2z^3 \right) \right\}. \end{aligned} \quad (4.13)$$

Let us calculate $\int \sigma_{zz}^{(g)} \epsilon_{zz}^{(edge)} dV$ substituting by Eqs. (4.2) and (4.13). Integration will be performed in the cylindrical coordinate (r, ϕ) with the cylindrical axis being y axis. r spans $[r_0, R]$ and ϕ does $[0, 2\pi]$. At first, $\int \sigma_{zz}^{(g)}(0) \epsilon_{zz}^{(edge)} dV = 0$ is shown by simple calculation. So, we have

$$\int \sigma_{zz}^{(g)} \epsilon_{zz}^{(edge)} dV = -mg\rho(0) \frac{1}{\xi} \int \ln(1+\xi z) \epsilon_{zz}^{(edge)} dV. \quad (4.14)$$

The integrations including $\ln(1+\xi z)$ are shown in Appendix. We perform the integration for r , and then expanding with respect to ξ and integrate for ϕ . In expansion ξR is treated as a small quantity. In Ref. [12] ξ is of the order of 10^{-3} ; so, for the grain with linear dimension R of several hundreds of particles this assumption is justified.

Substituting by Eq. (4.13) in Eq. (4.14) and then using Eqs. (A.15-A.18) we obtain

$$\begin{aligned} \int \sigma_{zz}^{(g)} \epsilon_{zz}^{(edge)} dV &= \frac{|\mathbf{b}_{\perp}^I| mg\rho(0)}{144\sqrt{3}} \\ &\times \left[\frac{6\lambda + 42\mu}{\lambda + 2\mu} + \frac{14\lambda + 68\mu}{\lambda + 2\mu} \frac{\xi^2(R^2 + r_0^2)}{12} \right. \\ &\quad \left. - \frac{1}{1-\nu} \left(12 + \frac{2\xi^2(R^2 + r_0^2)}{3} \right) \right] \\ &\times (R^2 - r_0^2). \end{aligned} \quad (4.15)$$

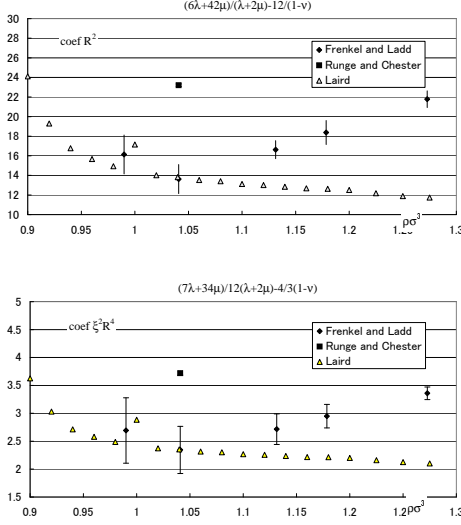


Figure 4: The coefficients of R^2 (top) and R^4 (bottom) of the cross-coupling term [Eqs. (4.16) and (4.17)] are plotted against $\rho\sigma^3$ using values of elastic constants calculated in Refs. [16, 17, 18]. Both coefficients are shown to be positive.

Let us look at the magnitude of the coefficients of R^2 and R^4 . In the square bracket in Eq. (4.15) the constant term is

$$\frac{6\lambda + 42\mu}{\lambda + 2\mu} - \frac{12}{1-\nu}, \quad (4.16)$$

and the coefficient of $\xi^2(R^2 + r_0^2)$ is

$$\frac{14\lambda + 68\mu}{12(\lambda + 2\mu)} - \frac{4}{3(1-\nu)}. \quad (4.17)$$

Quantities of Eqs. (4.16) and (4.17) are plotted against $\rho\sigma^3$ in Fig. 4. It is shown that both coefficients are positive, indicating that the cross-coupling term also yields a driving force for the Shockley partial dislocation moving toward the upper boundary of the grain.

5 Concluding remarks

We have considered the system including an intrinsic stacking fault with a Shockley partial dislocation terminating its lower end under gravity. In addition to the self energy of the elastic field due to the Shockley partial dislocation, which has been shown to yield a driving force for the Shockley partial dislocation moving toward the upper boundary of the grain [8], the cross-coupling term between the elastic field due to gravity and that due to the Shockley partial dislocation has been calculated. Driving

force for the Shockley partial dislocation moving toward the upper boundary of the grain is also shown to arise from the cross term.

The coefficient of $\ln R$ in Eq. (3.1) is, at most, 5. Taking into account the denominator, the coefficient of R^2 in Eq. (4.15) is a little less than this coefficient. It shows that the cross-coupling term gives a contribution, which is not negligible. In contrast, the coefficient of R^4 is negligibly small because of the prefactor of ξ^2 . Of course, the magnitude of the coefficient ξ depends on the strength of gravity (on $m\sigma$ and $1/k_B T$ through $mg\sigma/k_B T$ in natural sedimentation, and directly on g in centrifugal sedimentation [19, 20, 21]). Under an extremely high g condition, however, the linear relation between c and z , Eq. (2.2), may not hold. This regime is, nevertheless, interesting because more enhancement of gravitational effect is expected. Consideration on this regime is left as a future research.

We wish to emphasize that the simulation of colloidal epitaxy is underway. The epitaxial growth has been confirmed when the lateral system size was increased doubly and doubly. It is an indication that the stress causing the epitaxial growth is realizable. Not only simulations but also elastic theoretical study on the effect of the patterned substrate under gravity is also a future theme.

A Calculations of integrals

Substitution of Eq. (4.13) in the integral in Eq. (4.14) arises the following integrals.

$$\int \frac{x^3 \ln(1 + \xi z)}{(x^2 + z^2)^2} dx dz = \int_{r_0}^R \int_0^{2\pi} \cos^3 \phi \times \ln(1 + \xi r \sin \phi) dr d\phi, \quad (A.1)$$

$$\int \frac{x^2 z \ln(1 + \xi z)}{(x^2 + z^2)^2} dx dz = \int_{r_0}^R \int_0^{2\pi} \cos^2 \phi \sin \phi \times \ln(1 + \xi r \sin \phi) dr d\phi, \quad (A.2)$$

$$\int \frac{x z^2 \ln(1 + \xi z)}{(x^2 + z^2)^2} dx dz = \int_{r_0}^R \int_0^{2\pi} \cos \phi \sin^2 \phi \times \ln(1 + \xi r \sin \phi) dr d\phi, \quad (A.3)$$

$$\int \frac{z^3 \ln(1 + \xi z)}{(x^2 + z^2)^2} dx dz = \int_{r_0}^R \int_0^{2\pi} \sin^3 \phi \times \ln(1 + \xi r \sin \phi) dr d\phi. \quad (A.4)$$

Integration for r can be done by applying

$$\int \ln(1 + \xi r \sin \phi) dr = \frac{1}{\xi \sin \phi} (1 + \xi r \sin \phi) \times \ln(1 + \xi r \sin \phi) - r. \quad (A.5)$$

Right-hand sides (RHS) of Eqs. (A.1-A.4) are calculated to be

$$\begin{aligned} \int \frac{x^3 \ln(1 + \xi z)}{(x^2 + z^2)^2} dx dz &= \frac{1}{\xi} \int_0^{2\pi} \frac{\cos^3 \phi}{\sin \phi} \\ &\times [(1 + \xi R \sin \phi) \ln(1 + \xi R \sin \phi) \\ &- (1 + \xi r_0 \sin \phi) \ln(1 + \xi r_0 \sin \phi)] d\phi, \quad (\text{A.6}) \end{aligned}$$

$$\begin{aligned} \int \frac{x^2 z \ln(1 + \xi z)}{(x^2 + z^2)^2} dx dz &= \frac{1}{\xi} \int_0^{2\pi} \cos^2 \phi \\ &\times [(1 + \xi R \sin \phi) \ln(1 + \xi R \sin \phi) \\ &- (1 + \xi r_0 \sin \phi) \ln(1 + \xi r_0 \sin \phi)] d\phi, \quad (\text{A.7}) \end{aligned}$$

$$\begin{aligned} \int \frac{x z^2 \ln(1 + \xi z)}{(x^2 + z^2)^2} dx dz &= \frac{1}{\xi} \int_0^{2\pi} \cos \phi \sin \phi \\ &\times [(1 + \xi R \sin \phi) \ln(1 + \xi R \sin \phi) \\ &- (1 + \xi r_0 \sin \phi) \ln(1 + \xi r_0 \sin \phi)] d\phi, \quad (\text{A.8}) \end{aligned}$$

$$\begin{aligned} \int \frac{z^3 \ln(1 + \xi z)}{(x^2 + z^2)^2} dx dz &= \frac{1}{\xi} \int_0^{2\pi} \sin^2 \phi \\ &\times [(1 + \xi R \sin \phi) \ln(1 + \xi R \sin \phi) \\ &- (1 + \xi r_0 \sin \phi) \ln(1 + \xi r_0 \sin \phi)] d\phi. \quad (\text{A.9}) \end{aligned}$$

Here, $\int_0^{2\pi} \cos^3 \phi d\phi = 0$, $\int_0^{2\pi} \cos^2 \phi \sin \phi d\phi = 0$, $\int_0^{2\pi} \cos \phi \sin^2 \phi d\phi = 0$, and $\int_0^{2\pi} \sin^3 \phi d\phi = 0$ have already been used. Let us expand $(1 + a \sin \phi) \ln(1 + a \sin \phi)$ with a representing ξR and ξr_0 .

$$\begin{aligned} (1 + a \sin \phi) \ln(1 + a \sin \phi) &= a \sin \phi + \frac{a^2}{2} \sin^2 \phi \\ &- \frac{a^3}{6} \sin^3 \phi + \frac{a^4}{12} \sin^4 \phi \cdots \end{aligned} \quad (\text{A.10})$$

(The exact form is $(1 + X) \ln(1 + X) - X = \sum_{n=1}^{\infty} \frac{(-X)^{n+1}}{n(n+1)}$.)

Integrals of $\cos^3 \phi / \sin \phi$, $\cos^2 \phi$, $\cos \phi \sin \phi$, $\sin^2 \phi$ multiplied by $\sin \phi$ in the first term in RHS of Eq. (A.10) are shown to vanish by simple calculations. Also, integrals of these terms multiplied by $\sin^3 \phi$ in the third term are turned to vanish. And, for $\cos^3 \phi / \sin \phi$ and $\cos \phi \sin \phi$ integrals after multiplying by $\sin^2 \phi$ in the second term and $\sin^4 \phi$ in the fourth term also vanish. Thus, we have

$$\begin{aligned} &\int_0^{2\pi} \frac{\cos^3 \phi}{\sin \phi} (1 + a \sin \phi) \ln(1 + a \sin \phi) d\phi \\ &= a \int_0^{2\pi} \cos^3 \phi d\phi + \frac{a^2}{2} \int_0^{2\pi} \cos^3 \phi \sin \phi d\phi \\ &- \frac{a^3}{6} \int_0^{2\pi} \cos^3 \phi \sin^2 \phi d\phi + \frac{a^4}{12} \int_0^{2\pi} \cos^3 \phi \sin^3 \phi d\phi \\ &= 0, \quad (\text{A.11}) \end{aligned}$$

$$\begin{aligned} &\int_0^{2\pi} \cos^2 \phi (1 + a \sin \phi) \ln(1 + a \sin \phi) d\phi \\ &= a \int_0^{2\pi} \cos^2 \phi \sin \phi d\phi + \frac{a^2}{2} \int_0^{2\pi} \cos^2 \phi \sin^2 \phi d\phi \end{aligned}$$

$$\begin{aligned} &-\frac{a^3}{6} \int_0^{2\pi} \cos^2 \phi \sin^3 \phi d\phi + \frac{a^4}{12} \int_0^{2\pi} \cos^2 \phi \sin^4 \phi d\phi \\ &= 0 + \frac{a^2}{2} \frac{\pi}{4} + 0 + \frac{a^4}{12} \frac{\pi}{8} \cdots, \quad (\text{A.12}) \end{aligned}$$

$$\begin{aligned} &\int_0^{2\pi} \cos \phi \sin \phi (1 + a \sin \phi) \ln(1 + a \sin \phi) d\phi \\ &= a \int_0^{2\pi} \cos \phi \sin^2 \phi d\phi + \frac{a^2}{2} \int_0^{2\pi} \cos \phi \sin^3 \phi d\phi \\ &- \frac{a^3}{6} \int_0^{2\pi} \cos \phi \sin^4 \phi d\phi + \frac{a^4}{12} \int_0^{2\pi} \cos \phi \sin^5 \phi d\phi \\ &= 0, \quad (\text{A.13}) \end{aligned}$$

$$\begin{aligned} &\int_0^{2\pi} \sin^2 \phi (1 + a \sin \phi) \ln(1 + a \sin \phi) d\phi \\ &= a \int_0^{2\pi} \sin^3 \phi d\phi + \frac{a^2}{2} \int_0^{2\pi} \sin^4 \phi d\phi \\ &- \frac{a^3}{6} \int_0^{2\pi} \sin^5 \phi d\phi + \frac{a^4}{12} \int_0^{2\pi} \sin^4 \phi d\phi \\ &= 0 + \frac{a^2}{2} \frac{3\pi}{4} + 0 + \frac{a^4}{12} \frac{5\pi}{8} \cdots \end{aligned} \quad (\text{A.14})$$

Accordingly, up to the third order in ξ the following results are obtained.

$$\int \frac{x^3 \ln(1 + \xi z)}{(x^2 + z^2)^2} dx dz = 0, \quad (\text{A.15})$$

$$\begin{aligned} \int \frac{x^2 z \ln(1 + \xi z)}{(x^2 + z^2)^2} dx dz &= \frac{\xi(R^2 - r_0^2)\pi}{8} \\ &+ \frac{\xi^3(R^4 - r_0^4)\pi}{96}, \quad (\text{A.16}) \end{aligned}$$

$$\int \frac{x z^2 \ln(1 + \xi z)}{(x^2 + z^2)^2} dx dz = 0, \quad (\text{A.17})$$

$$\begin{aligned} \int \frac{z^3 \ln(1 + \xi z)}{(x^2 + z^2)^2} dx dz &= \frac{3\xi(R^2 - r_0^2)\pi}{8} \\ &+ \frac{5\xi^3(R^4 - r_0^4)\pi}{96}. \quad (\text{A.18}) \end{aligned}$$

References

- [1] J. Zhu, M. Li, R. Rogers, W. Mayer, R. H. Ottewill, STS-37 Space Shuttle Crew, W. B. Russel, P. M. Chaikin, Nature **387**, 883 (1997).
- [2] P. N. Pusey, W. van Meegen, P. Bartlett, B. J. Ackerson, J. G. Rarity, S. M. Underwood, Phys. Rev. Lett. **63**, 2753 (1989).
- [3] W. K. Kegel, J. K. G. Dhont, J. Chem. Phys. **112**, 3431 (2000).
- [4] L. Antl, J. W. Goodwin, R. D. Hill, R. H. Ottewill, S. M. Owens, S. Papaworth, J. W. Waters, Colloids Surf. **17**, 67 (1986).
- [5] A. Mori, S.-i. Yanagiya, Y. Suzuki, T. Sawada, K. Ito, J. Chem. Phys. **124**, 174507 (2006).
- [6] A. van Blaaderen, R. Ruel, P. Wiltzius, Nature **385**, 321 (1997).
- [7] A. Mori, Y. Suzuki, S.-i. Yanagiya, T. Sawada, K. Ito, Molec. Phys. **105**, 1377 (2007); errata *ibid* **106**, 187 (2008).
- [8] A. Mori, Y. Suzuki, S. Matsuo, Prog. Theor. Phys. Suppl. **178**, 33 (2009).
- [9] M. Heni, H. Löwen, Phys. Rev. Lett. **85**, 3668 (2000).
- [10] M. Heni, H. Löwen, J. Phys.: Condens. Matter **13**, 4675 (2001).
- [11] P. Schall, I. Cohen, D. A. Weitz, F. Spaepen, Science **305**, 1944 (2004).
- [12] A. Mori, S.-i. Yanagiya, Y. Suzuki, T. Sawada, K. Ito, Sci. Technol. Adv. Mater. **7**, 296 (2006).
- [13] A. M. Alsayed, M. F. Islam, J. Zhang, P. J. Collings, A. G. Yodh, Science **309**, 1207 (2005).
- [14] J. P. Hirth, J. Lothe, *Theory of Dislocations* (Krieger, Malabar, 1982).
- [15] S. Pronk, D. Frenkel, J. Chem. Phys. **110**, 4589 (1999).
- [16] D. Frenkel, A. J. C. Ladd, Phys. Rev. Lett. **59**, 1169 (1987).
- [17] K. J. Runge and G. V. Chester, Phys. Rev. A **36**, 4852 (1987).
- [18] B. B. Laird, J. Chem. Phys. **97**, 2699 (1992).
- [19] M. Megens, C. M. van Kats, P. Bösecke, W. L. Vos, J. Appl. Cryst. **30**, 637 (1997).
- [20] B. J. Ackerson, S. E. Paulin, B. Johnson, W. van Meegen, S. Underwood, Phys. Rev. E **59**, 6903 (1999).
- [21] Y. Suzuki, T. Sawada, A. Mori, K. Tamura, *Kobunshi Ronbunshu* **64**, 161 (2007) [in Japanese].