

# Stochastic kinetics of a single headed motor protein: dwell time distribution of KIF1A

Ashok Garai<sup>1</sup> and Debashish Chowdhury<sup>1</sup>

<sup>1</sup>*Department of Physics, Indian Institute of Technology, Kanpur 208016, India.*

KIF1A, a processive single headed kinesin superfamily motor, hydrolyzes Adenosine triphosphate (ATP) to move along a filamentous track called microtubule. The stochastic movement of KIF1A on the track is characterized by an alternating sequence of pause and translocation. The sum of the durations of pause and the following translocation defines the dwell time. Using the NOSC model (Nishinari et. al. PRL, **95**, 118101 (2005)) of individual KIF1A, we systematically derive an analytical expression for the dwell time distribution. More detailed information is contained in the probability densities of the “conditional dwell times”  $\tau_{\pm\pm}$  in between two consecutive steps each of which could be forward (+) or backward (-). We calculate the probability densities  $\Xi_{\pm\pm}$  of these four conditional dwell times. However, for the convenience of comparison with experimental data, we also present the two distributions  $\Xi_{\pm}^*$  of the times of dwell before a forward (+) and a backward (-) step. In principle, our theoretical prediction can be tested by carrying out single-molecule experiments with adequate spatio-temporal resolution.

PACS numbers: 87.16.ad, 87.16.Nn, 87.10.Mn

## I. INTRODUCTION

Molecular motors are nano-devices which perform mechanical work by converting part of the input energy; for the motors of our interest in this paper, the input is derived from the hydrolysis of ATP molecules [1]. In reality, these motors are also enzymes that hydrolyze ATP and utilize the input chemical energy to perform mechanical work. In this paper we specifically consider the members of a particular superfamily of motors, called Kinesin, which are involved in intracellular transport processes in living cells. This family is designated as KIF1A and the members of this family move along filamentous tracks called microtubule (MT) [2].

One unique feature of a KIF1A is that, at least under the conditions of *in-vitro* experiments, it functions as a single-headed motor. The average properties, e.g., the average velocity, of these motors have been calculated analytically by using a theoretical model developed by Nishinari, Okada, Schadschneider and Chowdhury (from now onwards, referred to as the NOSC model) [3, 4] which is an extension of the general approach pioneered by Fisher and Kolomeisky [5].

In single molecule experiments, individual motor proteins are observed to move in an alternating sequence of pause and translocation. The sum of the pause at a binding site and the subsequent translocation can be defined as the corresponding “dwell time”. Because of the intrinsic irreversibility of mechano-chemical kinetics of the system, the inverse of the mean dwell time is the average velocity of a motor. The dwell time distribution  $g(t)$  contains more detailed information on the stochastic kinetics of a motor than that revealed its average velocity. For example, the randomness parameter

$$r = \frac{\langle t^2 \rangle - \langle t \rangle^2}{\langle t \rangle^2} \quad (1)$$

provides an estimate of the lower bound on the number

of rate-limiting kinetic steps in each cycle of the motor [6]. For some other motors, which move on nucleic acid strand, the analytical forms of the distributions of the dwell times have been reported recently [7, 8].

In this paper we report the exact analytical expression for the distribution of the dwell times of a KIF1A motor in the NOSC model during a single processive run in between its attachment to the track and the next detachment. What makes the calculation more difficult in the case of KIF1A, compared to those of those reported in ref. [7, 8], is the occurrence of branched pathways in its mechano-chemical cycle. For motors which can step both forward and backward, one can define conditional dwell times which may be more easily extracted from the data obtained from single molecule experiments [9, 10]. Therefore, in this paper we also report analytical expressions for the probability densities of these conditional dwell times as well as that of a few other closely related random variables.

## II. MODEL AND STOCHASTIC KINETICS

### A. The Model

A MT track of the motor is modelled as a one-dimensional finite lattice having  $L$  number of discrete sites. Each site corresponds to a KIF1A binding site on the MT and the lattice spacing is the separation between the successive binding sites on a MT. A KIF1A motor is represented by a particle with two possible chemical states labeled by the indices 1 and 2. The states 1 and 2 correspond to the strongly bound and weakly bound states, respectively. fig. 1 illustrates the detailed mechano-chemical cycle of KIF1A. The transitions  $1_j \leftrightarrow 2_j$  are purely chemical whereas the transitions  $2_j \leftrightarrow 2_{j\pm 1}$ , which correspond to the Brownian mo-

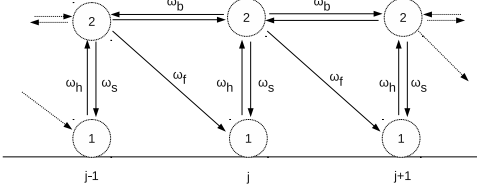


FIG. 1: Two state model for KIF1A. The indices  $\dots, j-1, j, j+1, \dots$  label the equispaced sites for the binding of the motor to its track. The states 1 and 2 correspond to the “chemical” states in which the motor is bound strongly and weakly, respectively, to the microtubule track. The allowed transitions are shown by the arrows along with the corresponding rate constants (transition probability per unit time).

tion, are purely mechanical. In contrast, the transition  $2_j \rightarrow 1_{j+1}$  is mechano-chemical (see ref. [3] for a more detailed description).

### B. Kinetics and the master equations

We define  $S(j, t)$  and  $W(j, t)$  as the probabilities of finding KIF1A in state 1 and state 2 respectively, at site  $j$  at time  $t$ . The master equations for these probabilities are

$$\frac{dS(j, t)}{dt} = -\omega_h S(j, t) + \omega_f W(j-1, t) + \omega_s W(j, t) \quad (2)$$

$$\begin{aligned} \frac{dW(j, t)}{dt} &= \omega_h S(j, t) - (\omega_f + \omega_s + 2\omega_b)W(j, t) \\ &+ \omega_b(W(j-1, t) + W(j+1, t)) \end{aligned} \quad (3)$$

with  $\omega_h = \omega_h^0 [ATP]$ , where  $[ATP]$  is the concentration of ATP. Now we introduce Fourier transforms of  $S(j, t)$  and  $W(j, t)$  by  $\bar{S}(q, t) = \sum_{j=-\infty}^{\infty} S(j, t)e^{-iqj}$  and  $\bar{W}(q, t) = \sum_{j=-\infty}^{\infty} W(j, t)e^{-iqj}$ , where  $\iota = \sqrt{-1}$  and the lattice spacing,  $d = 1$ . Thus,

$$\begin{bmatrix} \dot{\bar{S}}(q, t) \\ \dot{\bar{W}}(q, t) \end{bmatrix} = M(q) \begin{bmatrix} \bar{S}(q, t) \\ \bar{W}(q, t) \end{bmatrix} \quad (4)$$

where the transition matrix  $\mathbf{M}(q)$  is given by,

$$\mathbf{M}(q) = \begin{pmatrix} -\omega_h & (\omega_f e^{-iq} + \omega_s) \\ \omega_h & -\{(2\omega_b + \omega_s + \omega_f) - \omega_b(e^{-iq} + e^{iq})\} \end{pmatrix}. \quad (5)$$

The Laplace transforms of the Fourier transforms of  $\bar{S}(q, t)$  and  $\bar{W}(q, t)$  are given by  $\tilde{S}(q, s) = \int_0^{\infty} dt e^{-st} \bar{S}(q, t)$  and  $\tilde{W}(q, s) = \int_0^{\infty} dt e^{-st} \bar{W}(q, t)$ . Therefore, using  $\tilde{S}(q, s)$  and  $\tilde{W}(q, s)$  as the two components of a vector  $\tilde{\mathbf{P}}(q, s)$ , the matrix equation (4) can now be written in a more compact notation as

$$\tilde{\mathbf{P}}(q, s) = \mathbf{R}(q, s)^{-1} \mathbf{P}(0), \text{ with } \mathbf{R}(q, s) \equiv s\mathbf{I} - \mathbf{M}(q) \quad (6)$$

and  $\mathbf{P}(0)$  is a vector whose elements are determined by the initial conditions for  $S$  and  $W$ . The initial conditions are  $S(j, 0) = \delta_{jk}$  and  $W(j, 0) = 0$  where  $k$  is an arbitrarily selected site. The dwell time at the site  $k$  is the total duration for which the motor stays at that site, starting from the initial condition mentioned above, irrespective of the chemical state, before its next departure from the same site.

Thus the determinant of  $\mathbf{R}(q, s)$  is a 2nd order polynomial in  $s$ ; that is [11],

$$|\mathbf{R}(q, s)| = s^2 + \alpha(q)s + \gamma(q) \quad (7)$$

where,

$$\alpha(q) = \omega_h + 2\omega_b + \omega_s + \omega_f - \omega_b(e^{-iq} + e^{iq}) \quad (8)$$

$$\gamma(q) = \omega_h(2\omega_b + \omega_f) - \omega_b\omega_h(e^{-iq} + e^{iq}) - \omega_h\omega_f e^{-iq} \quad (9)$$

Note that  $\gamma(q)$  is the determinant of the transition matrix  $M(q)$ . Because of conservation of probability, in the  $q \rightarrow 0$  limit, all of the columns of  $\mathbf{M}$  sum to zero. Therefore, we obtain  $|\mathbf{M}(0)| = \gamma(0) = 0$ . We define [11] the position probability density  $\tilde{P}(q, t) = \tilde{S}(q, t) + \tilde{W}(q, t)$ , and hence

$$\tilde{P}(q, s) = \frac{s + \alpha(0)}{s^2 + \alpha(q)s + \gamma(q)}. \quad (10)$$

### C. Velocity and Diffusion constant

Following ref.[11], the average velocity  $v$  of KIF1A and the diffusion constant  $D$  are found to be

$$v = -\iota \frac{\dot{\gamma}(0)}{\alpha(0)} = \frac{\omega_f \omega_h}{(\omega_f + \omega_h + \omega_s)}. \quad (11)$$

and

$$D = \frac{\ddot{\gamma}(0) - 2v\dot{\alpha}(0) - 2\beta(0)v^2}{2\alpha(0)} = \frac{2\omega_b\omega_h + \omega_f\omega_h - 2v^2}{2(\omega_f + \omega_h + \omega_s)}, \quad (12)$$

where  $\dot{\gamma}(0)$  and  $\ddot{\gamma}(0)$  are the first and second derivatives, respectively, of  $\gamma(q)$  with respect to  $q$  evaluated at  $q = 0$  while  $\beta(0)$  is the coefficient of  $s^2$  at  $q = 0$ ; in this case  $\beta(0) = 1$ . Interestingly, the velocity  $v$  depends only on the coefficients  $\gamma$  and  $\alpha$ , of the lowest two orders of the polynomial obtained from the determinant of  $\mathbf{R}(q, s)$ . On the other hand, the diffusion coefficient  $D$  depends on the three lowest order coefficients  $\beta$ ,  $\alpha$ , and  $\gamma$  of the determinant of  $\mathbf{R}(q, s)$ .

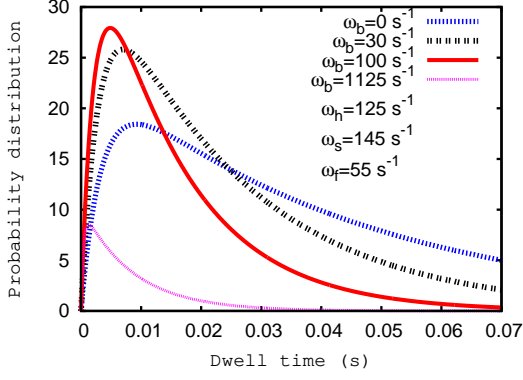


FIG. 2: Dwell time distribution is plotted from equation (30) for few different values of  $\omega_b$ .

### III. DWELL TIME DISTRIBUTION

We define the individual forward and backward branching probabilities as  $p_+$ ,  $p'_+$  and  $p_-$  and the corresponding dwell time distributions are  $\psi_+$ ,  $\psi'_+$  and  $\psi_-$ , respectively. Thus

$$p_+ = \frac{\omega_b}{2\omega_b + \omega_f}, \quad (13)$$

$$p'_+ = \frac{\omega_f}{2\omega_b + \omega_f}, \quad (14)$$

and,

$$p_- = \frac{\omega_b}{2\omega_b + \omega_f}. \quad (15)$$

We define the Fourier weights  $\rho_+(q) = e^{-iq}$  and  $\rho_-(q) = e^{iq}$  for the forward and backward steps, respectively (step size  $d = 1$  in our units). Hence [11],

$$\frac{1}{s\tilde{P}(q, s)} \Big|_{\{\rho_{k \neq k'}(q)=0\}} = \frac{1 - \zeta(s)\rho_+(q) - p_- \psi_-(s)\rho_-(q)}{1 - \zeta(s) - p_- \psi_-(s)}, \quad (16)$$

where  $\zeta(s) = (p_+ \psi_+(s) + p'_+ \psi'_+(s))$  and the symbol  $\{\rho_{k \neq k'}(q) = 0\}$  expresses the condition that the Fourier weight for all possible steps, except  $k'$  is zero; in our case,  $k'$  can represent either the forward (+) or the backward (-) steps. For forward branching we obtain,

$$\begin{aligned} \frac{1}{s\tilde{P}(q, s)} \Big|_{\{\rho_-(q)=0\}} &= \frac{1 - p_+ \psi_+(s)\rho_+(q) - p'_+ \psi'_+(s)\rho_+(q)}{1 - p_+ \psi_+(s) - p'_+ \psi'_+(s)} \\ &= a_0 + a_+(s)\rho_+(q) \end{aligned} \quad (17)$$

where

$$\begin{aligned} a_0 &= \frac{s^2 + (2\omega_b + \omega_h + \omega_f + \omega_s)s + \omega_h(2\omega_b + \omega_f)}{s^2 + (\omega_h + \omega_f + \omega_s)s} \\ a_+ &= -\frac{\omega_b s + \omega_h(\omega_b + \omega_f)}{s^2 + (\omega_h + \omega_f + \omega_s)s} \end{aligned} \quad (18)$$

Thus,

$$\begin{aligned} p_+ \psi_+(s) + p'_+ \psi'_+(s) &= -\frac{a_+(s)}{a_0} \\ &= \frac{\omega_b s + \omega_h(\omega_b + \omega_f)}{s^2 + (2\omega_b + \omega_h + \omega_f + \omega_s)s + \omega_h(2\omega_b + \omega_f)} \end{aligned} \quad (19)$$

Inverse Laplace transform yields,

$$p_+ \psi_+(t) + p'_+ \psi'_+(t) = \frac{c_1 e^{-r_1 t/2} - c_2 e^{-r_2 t/2}}{2r_0} \quad (20)$$

where,

$$r_0 = \sqrt{(2\omega_b + \omega_f + \omega_h + \omega_s)^2 - 4(2\omega_b + \omega_f)\omega_h} \quad (21)$$

$$c_1 = (2\omega_b^2 + \omega_b \omega_f - \omega_b \omega_h - 2\omega_f \omega_h + \omega_b \omega_s + \omega_b r_0) \quad (22)$$

$$c_2 = (2\omega_b^2 + \omega_b \omega_f - \omega_b \omega_h - 2\omega_f \omega_h + \omega_b \omega_s - \omega_b r_0) \quad (23)$$

$$r_1 = 2\omega_b + \omega_f + \omega_h + \omega_s + r_0 \quad (24)$$

$$r_2 = 2\omega_b + \omega_f + \omega_h + \omega_s - r_0 \quad (25)$$

Similarly,

$$\frac{1}{s\tilde{P}(q, s)} \Big|_{\{\rho_+(q)=0\}} = a_0 + a_-(s)\rho_-(q) \quad (26)$$

where  $a_0$  is given by eq. (18) and

$$a_-(s) = -\frac{\omega_b s + \omega_b \omega_h}{s^2 + (\omega_f + \omega_h + \omega_s)s} \quad (27)$$

$$\begin{aligned} p_- \psi_-(s) &= -\frac{a_-(s)}{a_0} \\ &= \frac{\omega_b s + \omega_b \omega_h}{s^2 + (\omega_h + 2\omega_b + \omega_s + \omega_f)s + \omega_h(2\omega_b + \omega_f)} \end{aligned} \quad (28)$$

Inverse Laplace transform yields,

$$p_- \psi_-(t) = \frac{\omega_b \{(r_1 - 2\omega_h)e^{-r_1 t/2} - (r_2 - 2\omega_h)e^{-r_2 t/2}\}}{2r_0} \quad (29)$$

Now total dwell time distribution can be written as follows:

$$\begin{aligned} g(t) &= p_+ \psi_+(t) + p'_+ \psi'_+(t) + p_- \psi_-(t) \\ &= \frac{\{\omega_b(r_2 - 2\omega_h) - \omega_f \omega_h\}(e^{-r_1 t/2} - e^{-r_2 t/2})}{r_0} \end{aligned} \quad (30)$$

The total dwell distribution is plotted in the fig. 2. We observe that with the increase of  $\omega_b$  the most probable of dwell time shifts towards a smaller value. This is because rate constant  $\omega_b$  is related to diffusion of KIF1A in state 2. For smaller values of  $\omega_b$  dwell time is dominated by the rate  $\omega_f$ , but with the increase of rate  $\omega_b$  the dwell time depends on both  $\omega_b$  and  $\omega_f$  and eventually the mean dwell time decreases.

#### IV. PROBABILITIES OF SPLITTING AND CONDITIONAL DWELL TIMES

A typical trajectory of a KIF1A motor consists of a random sequence of forward and backward steps. Therefore, we can define four different *conditional dwell times*  $\tau_{\pm\pm}$ . Here  $\tau_{++}$  is the dwell time in between two consecutive forward steps whereas  $\tau_{--}$  is the dwell time in between two consecutive backward steps. Similarly,  $\tau_{+-}$  is the dwell time in between two consecutive steps of which the first is forward and the second is backward whereas the opposite is true in case of  $\tau_{-+}$ .

We denote the probability density functions for the conditional dwell times by the symbols  $\Xi_{\pm\pm}(t)$ . The integrated probabilities obtained from these probability densities are given by

$$\mathcal{P}_{\pm\pm}(t) = \int_0^t \Xi_{\pm\pm}(t') dt' \quad (31)$$

Obviously,  $\lim_{t \rightarrow \infty} \mathcal{P}_{\pm\pm}(t) = \int_0^t \Xi_{\pm\pm}(t') dt' = 1$ . Moreover, we introduce the ‘‘pairwise splitting’’ probabilities  $\Pi_{\pm\pm}$  where  $\Pi_{++}$  and  $\Pi_{+-}$  represent the probability that a forward step is followed by a forward step or a backward step, respectively. Similarly,  $\Pi_{-+}$  and  $\Pi_{--}$  denote the probability that a backward step is followed by a forward step or a backward step, respectively. For the analysis of the experimental data and comparison with theoretical predictions, it is sometimes more convenient to divide the dwell times into two groups depending on the *direction of the following step*. We use the symbols  $\Xi_+^*(t)$  and  $\Xi_-^*(t)$  to denote the probability density functions for the dwell times before a forward (+) and a backward (-) steps, respectively. Obviously,  $\Xi_{\pm}^*(t)$  are given by [9]

$$\begin{aligned} \Xi_+^*(t) &= \Pi_{++}\Xi_{++}(t) + \Pi_{-+}\Xi_{+-}(t) \\ \Xi_-^*(t) &= \Pi_{+-}\Xi_{-+}(t) + \Pi_{--}\Xi_{--}(t) \end{aligned} \quad (32)$$

In this section we derive analytical expressions for  $\Pi_{\pm\pm}$ ,  $\Xi_{\pm\pm}(t)$ , and hence,  $\Xi_{\pm}^*(t)$  following the procedure adopted in ref.[9, 10].

In our model, immediately after a forward step the KIF1A motor can be found in either of the two states ( $Q_\mu(t)$ ;  $Q_1(t) = S(t)$  i.e. strongly bound state, and  $Q_2(t) = W(t)$  i.e. weakly bound state) whereas it can exist only in state 2 immediately after a backward step. The first escape problem for our model is governed by a reduced Master equation (as described in refs. [9] and [17]), with the transition matrix

$$\Upsilon = \begin{pmatrix} -\omega_h & \omega_s \\ \omega_h & -(\omega_f + \omega_s + 2\omega_b) \end{pmatrix}. \quad (33)$$

The eigen values of  $\Upsilon$  are

$$\lambda_{1,2} = \frac{-u_1 \pm \sqrt{(\omega_h - \omega_f - \omega_s - 2\omega_b)^2 + 4\omega_h\omega_s}}{2} \quad (34)$$

where,  $u_1 = \omega_h + \omega_f + \omega_s + 2\omega_b$  and define  $u_2 = \lambda_1\lambda_2 = \omega_f\omega_h + 2\omega_b\omega_h$ . The initial conditions, describing the distribution of states just after a  $\pm$  (forward and backward)

step, are given by

$$Q_\mu^+(0) = \frac{\omega_f\delta_{\mu 1} + \omega_b\delta_{\mu 2}}{\omega_b + \omega_f} \text{ and } Q_\mu^-(0) = \delta_{\mu 2} \quad (35)$$

where  $\mu = 1, 2$ ,  $Q_1 = S$  and  $Q_2 = W$  as described above.

Using the expressions for the probability currents associated with the allowed transitions in our model, we get

$$\begin{aligned} \Pi_{++}\mathcal{P}_{++}(t) &= \int_0^t dt' \{\omega_b Q_2(t') + \omega_f Q_1(t')\} \\ \Pi_{+-}\mathcal{P}_{+-}(t) &= \int_0^t dt' \{\omega_b Q_2(t')\} \end{aligned} \quad (36)$$

Following Lindén and Wallin [9], by using the Ansatz

$$\mathcal{P}_{++}(t) = \mathcal{P}_{--}(t) = 1 + \sum_{\mu=1}^2 \varepsilon_\mu e^{\lambda_\mu t} \quad (37)$$

together with eqs. (35)-(36) to compute  $\partial_t \Pi_{++}\mathcal{P}_{++}(t)$  and  $\partial_t \Pi_{+-}\mathcal{P}_{+-}(t)$  we obtain the following systems of linear equations:

$$\begin{aligned} &\begin{pmatrix} 1 & 1 \\ \lambda_1 & \lambda_2 \end{pmatrix} \begin{pmatrix} \varepsilon_1^{++} & \varepsilon_1^{+-} & \varepsilon_1^{-+} & \varepsilon_1^{--} \\ \varepsilon_2^{++} & \varepsilon_2^{+-} & \varepsilon_2^{-+} & \varepsilon_2^{--} \end{pmatrix} \\ &= \begin{pmatrix} -1 & -1 & -1 & -1 \\ \frac{\omega_b}{\Pi_{++}} & \frac{\omega_b^2}{\Pi_{+-}(\omega_b + \omega_f)} & \frac{\omega_b + \omega_f}{\Pi_{-+}} & \frac{\omega_b}{\Pi_{--}} \end{pmatrix}. \end{aligned} \quad (38)$$

Solving this and using  $\Xi_{\pm\pm}(t) = \partial_t \mathcal{P}_{\pm\pm}(t)$  we obtain the following distributions of the conditional dwell times:

$$\begin{aligned} \Xi_{++}(t) &= u_2 \frac{(e^{\lambda_1 t} - e^{\lambda_2 t})}{\lambda_1 - \lambda_2} + \frac{\omega_b}{\Pi_{++}} \frac{(\lambda_1 e^{\lambda_1 t} - \lambda_2 e^{\lambda_2 t})}{(\lambda_1 - \lambda_2)} \\ \Xi_{+-}(t) &= u_2 \frac{(e^{\lambda_1 t} - e^{\lambda_2 t})}{\lambda_1 - \lambda_2} + \frac{\omega_b^2 (\lambda_1 e^{\lambda_1 t} - \lambda_2 e^{\lambda_2 t})}{\Pi_{+-}(\omega_b + \omega_f)(\lambda_1 - \lambda_2)} \\ \Xi_{-+}(t) &= u_2 \frac{(e^{\lambda_1 t} - e^{\lambda_2 t})}{\lambda_1 - \lambda_2} + \frac{(\omega_b + \omega_f) (\lambda_1 e^{\lambda_1 t} - \lambda_2 e^{\lambda_2 t})}{\Pi_{-+}(\lambda_1 - \lambda_2)} \\ \Xi_{--}(t) &= u_2 \frac{(e^{\lambda_1 t} - e^{\lambda_2 t})}{\lambda_1 - \lambda_2} + \frac{\omega_b}{\Pi_{--}} \frac{(\lambda_1 e^{\lambda_1 t} - \lambda_2 e^{\lambda_2 t})}{(\lambda_1 - \lambda_2)} \end{aligned} \quad (39)$$

Hence

$$\Upsilon^T \begin{pmatrix} \Pi_{1-} & \Pi_{1+} \\ \Pi_{2-} & \Pi_{2+} \end{pmatrix} = - \begin{pmatrix} 0 & 0 \\ \omega_b & (\omega_f + \omega_b) \end{pmatrix}. \quad (40)$$

To derive the pairwise splitting probabilities we first solve for the  $\Pi_{\mu\pm}$  and then weight them according to the initial conditions as of eq. (35):

$$\Pi_{\pm\pm} = \sum_{\mu} \Pi_{\mu\pm} Q_\mu^{(\pm)}(0), \Pi_{\pm-} = \sum_{\mu} \Pi_{\mu-} Q_\mu^{(\pm)}(0) \quad (41)$$

We finally get the following splitting probabilities

$$\begin{aligned} \Pi_{++} = \Pi_{-+} &= \frac{\omega_h(\omega_f + \omega_b)}{\omega_h(\omega_f + 2\omega_b)} \\ \Pi_{--} = \Pi_{+-} &= \frac{\omega_h\omega_b}{u_2} \end{aligned} \quad (42)$$

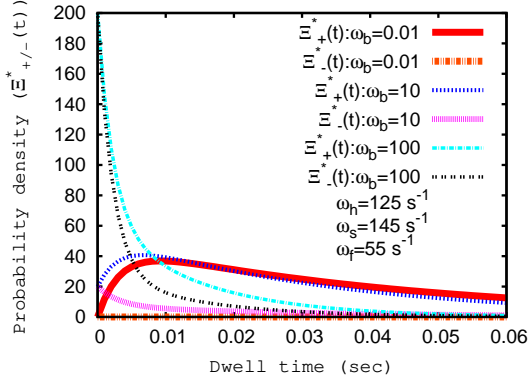


FIG. 3: The distribution  $\Xi_{\pm}^*(t)$  is plotted for few different values of  $\omega_b$ .

Thus, probability of a forward step is  $[\omega_h(\omega_f + \omega_b)]/[\omega_h(\omega_f + 2\omega_b)]$  irrespective of the direction of the preceding step. Similarly, the probability of a backward step is  $(\omega_h\omega_b)/[\omega_h(\omega_f + 2\omega_b)]$  irrespective of the direction of the preceding step. Both these are consistent with the kinetic pathways shown in fig. 1 as well as with the fact that  $\Pi_{++} + \Pi_{+-} = 1$  and  $\Pi_{--} + \Pi_{-+} = 1$ .

Substituting the expressions (42) and (39) into (32) we get the analytical expressions for  $\Xi_{\pm}^*(t)$ . This distribution is plotted in fig. 3 for a few different values of  $\omega_b$ . The most probable dwell time before a forward step decreases with increasing  $\omega_b$ .

## V. RANDOMNESS PARAMETER

Using eq. (30) we obtain

$$\langle t \rangle = 4\alpha \frac{(r_2 + r_1)(r_2 - r_1)}{(r_1 r_2)^2} \quad (43)$$

and

$$\langle t^2 \rangle = 16\alpha \frac{(r_2 - r_1)(r_2^2 + r_1 r_2 + r_1^2)}{(r_1 r_2)^3} \quad (44)$$

where  $r_1, r_2$  are given by eqs. (24), (25) and  $\alpha$  is given by

$$\alpha = \frac{2\omega_b^2 + \omega_b\omega_f + \omega_b\omega_s - \omega_b\omega_h - \omega_f\omega_h - \omega_b r_0}{r_0}. \quad (45)$$

$r_0$  is given by eq. (21). Using equations (1), (43) and (44) we obtain randomness parameter as follows

$$r = \frac{r_1 r_2 (r_2^2 + r_1 r_2 + r_1^2) - \alpha (r_2 - r_1) (r_2 + r_1)^2}{\alpha (r_2 - r_1) (r_1 + r_2)^2} \quad (46)$$

Randomness parameter (see eq. (46)) is plotted in fig. 4 against ATP concentration for a few different values of  $\omega_b$  and same is plotted in the inset for a few different

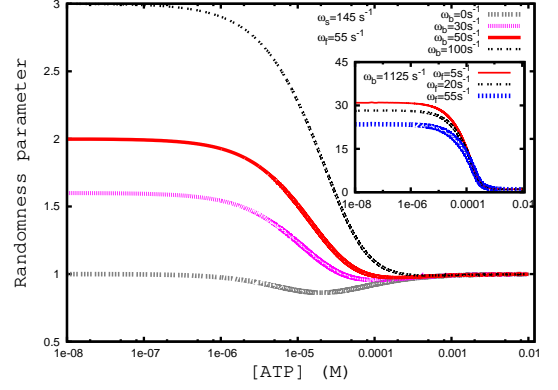


FIG. 4: The randomness parameter  $r$ , defined by eq. (46), is plotted against ATP concentration for a few different values of  $\omega_b$ . The inset shows the same for few different values of  $\omega_f$ .

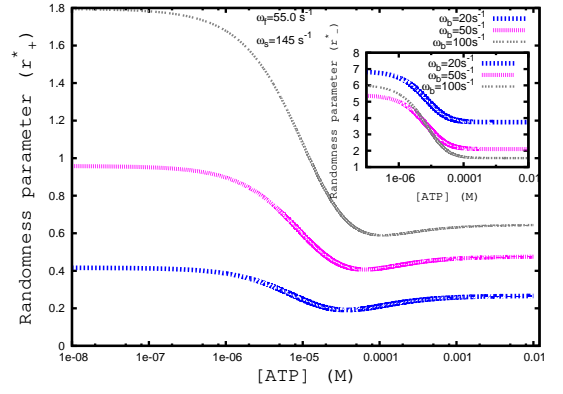


FIG. 5: The randomness parameter  $r_+^*$ , defined by eq. (47), is plotted against ATP concentration for a few different values of  $\omega_b$ . The inset depicts the dependence of randomness parameter  $r_-^*$ , defined by eq. (47), against ATP concentration for the same set of  $\omega_b$  values.

values of  $\omega_f$ . With increasing concentration of ATP,  $r$  decreases and finally saturates near to unity. At low ATP concentrations  $r$  is greater than 1 which may be the effect of multi-exponentiality in dwell time distribution. It also depicts that increasing concentration of ATP reduces the fluctuations in dwell time.

For the conditional dwell times, the randomness parameters are defined by

$$r_{\pm}^* = \frac{\langle (t_{\pm}^*)^2 \rangle - \langle t_{\pm}^* \rangle^2}{\langle t_{\pm}^* \rangle^2} \quad (47)$$

Using eq. (32) we obtain

$$\langle t_+^* \rangle = -2\Pi_{++} \frac{u_2(\lambda_1 + \lambda_2)}{(\lambda_1 \lambda_2)^2} - \frac{\Pi_{++}\omega_b^2}{\Pi_{+-}(\omega_b + \omega_f)\lambda_1 \lambda_2} - \frac{\omega_b}{\lambda_1 \lambda_2} \quad (48)$$

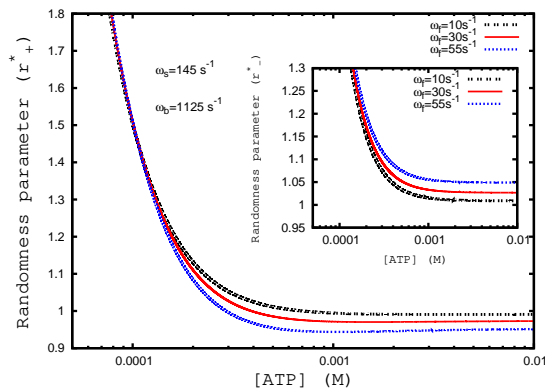


FIG. 6: The randomness parameter  $r_+^*$ , defined by eq. (47), is plotted against ATP concentration for a few different values of  $\omega_f$ . The inset depicts the dependence of randomness parameter  $r_-^*$ , defined by eq. (47), against ATP concentration for the same set of  $\omega_f$  values.

and

$$\begin{aligned} \langle (t_+^*)^2 \rangle &= 4\Pi_{++} \frac{u_2(\lambda_1^2 + \lambda_1\lambda_2 + \lambda_2^2)}{(\lambda_1\lambda_2)^3} + \frac{2\omega_b(\lambda_1 + \lambda_2)}{(\lambda_1\lambda_2)^2} \\ &+ 2\Pi_{+-} \frac{\omega_b^2(\lambda_1 + \lambda_2)}{\Pi_{+-}(\omega_b + \omega_f)(\lambda_1\lambda_2)^2} \end{aligned} \quad (49)$$

where  $\Pi_{++}, \Pi_{-+}, \Pi_{--}$ , and  $\Pi_{+-}$  are given by eq. (42).  $\lambda_1$  and  $\lambda_2$  are given by equation (34). Similarly,

$$\langle t_-^* \rangle = -2\Pi_{--} \frac{u_2(\lambda_1 + \lambda_2)}{(\lambda_1\lambda_2)^2} - \frac{\Pi_{+-}(\omega_b + \omega_f)}{\Pi_{+-}\lambda_1\lambda_2} - \frac{\omega_b}{\lambda_1\lambda_2} \quad (50)$$

and

$$\begin{aligned} \langle (t_+^*)^2 \rangle &= 4\Pi_{--} \frac{u_2(\lambda_1^2 + \lambda_1\lambda_2 + \lambda_2^2)}{(\lambda_1\lambda_2)^3} + \frac{2\omega_b(\lambda_1 + \lambda_2)}{(\lambda_1\lambda_2)^2} \\ &+ 2\Pi_{+-} \frac{(\omega_b + \omega_f)(\lambda_1 + \lambda_2)}{\Pi_{+-}(\lambda_1\lambda_2)^2} \end{aligned} \quad (51)$$

The conditional randomness parameters (eq. (47)) are plotted in the figs. 5 and 6 against ATP concentration

for different values of  $\omega_b$  and  $\omega_f$  respectively. The non monotonic variation of conditional randomness parameters with ATP concentration changes to a monotonic decrease (see fig. 6) when the magnitude of  $\omega_b$  is sufficiently high. Variation of the randomness parameter indicates the changes in the number of rate-limiting steps. Any value of the randomness parameter higher than unity may, at first sight, appear counter-intuitive. But, this is quite common for systems with branched mechanochemical kinetics.

## VI. SUMMARY AND CONCLUSION

Theoretical calculation of the dwell time distribution of two-headed conventional kinesin motors has been reported earlier [12]. In this paper we have derived an exact analytical expression for the distribution of dwell times of single-headed kinesin motors KIF1A at each binding site during a processive run on a microtubule. We have used the NOSC model [3] for single-headed KIF1A motors to derive our results. Since both forward and backward steps of this motor are possible, we have also defined *conditional* dwell times and calculated their distributions analytically. The experimentally measured dwell time distributions for some of the other processive motors, like conventional kinesin [13], myosin-V [14], dynein [15], ribosome [16], etc., have been reported in the literature. To the best of our knowledge, the dwell time distribution of KIF1A has not been reported so far; we hope our theoretical prediction will stimulate experimental investigations.

## Acknowledgments

This work is supported by a research grant from CSIR (India). AG thanks UGC (India) for a senior research fellowship.

- 
- [1] Howard J. *Mechanics of motor proteins and the cytoskeleton* (Sinauer Associates, Sunderland, MA, 2001).
  - [2] Hirokawa N., Nitta R. and Okada Y., *Nat. Rev. Mol. Cell Biol.* **10**, 877 (2009), and references therein.
  - [3] Nishinari K., Okada Y., Schadschneider A. and Chowdhury D., *Phys. Rev. Lett.* **95**, 118101 (2005).
  - [4] Greulich P., Garai A., Nishinari K., Schadschneider A. and Chowdhury D., *Phys. Rev. E* **75**, 041905 (2007).
  - [5] Kolomeisky A. B. and Fisher M. E., *Annu. Rev. Phys. Chem.* **58**, 675 (2007) and references therein.
  - [6] Schnitzer M. J. and Block S. M., *Cold Spring Harbor Symp. Quant. Biol.* **LX**, 793 (1995).
  - [7] Garai A., Chowdhury D., Chowdhury D. and Ramakrishnan T. V., *Phys. Rev. E* **80**, 011908 (2009).
  - [8] Tripathi T., Schütz G. M. and Chowdhury D., *J. Stat. Mech.: Theory and Experiment*, P08018 (2009).
  - [9] Lindén M. and Wallin M., *Biophysical Journal* **92**, 3804 (2007).
  - [10] Tsygankov D., Lindén M., and Fisher M. E., *Phys. Rev. E* **75**, 021909 (2007).
  - [11] Chemla Y. R., Moffitt J. R., and Bustamante C., *J. Phys. Chem. B* **112**, 6025 (2008).
  - [12] Valleriani A., Liepelt S. and Lipowsky R., *EPL*, **82**, 28011 (2008).

- [13] Asbury C. L., Fehr A. N. and Block S. M., *Science* **302**, 2130 (2003).
- [14] Pierobon P., Achouri S., Courty S., Dunn A. R., Spudich J. A., Dahan M. and Cappello G., *Biophys. J.* **96**, 4268 (2009).
- [15] Reck-Peterson S. L., Yildiz A., Carter A. P., Gennerich A., Zhang N., and Vale R. D., *Cell* **126**, 335 (2006).
- [16] Wen J. -D., Lancaster L., Hodges C., Zeri A. -C., Yoshimura S. H., Noller H. F., Bustamante C., and I. Tinoco, *Nature* **452**, 598 (2008).
- [17] N. G. van Kampen *Stochastic Processes in Physics and Chemistry* (Elsevier, Amsterdam, The Netherlands, 2nd Ed., 1992).