

## DO ULTRAHIGH ENERGY COSMIC RAYS COME FROM AGNS AND FERMI $\gamma$ -RAY SOURCES?

YUN-YING JIANG<sup>1,2</sup>, L.G. HOU<sup>1</sup>, J.L. HAN<sup>1</sup>, X.H. SUN<sup>1</sup>, WEI WANG<sup>1</sup>

*Draft version April 23, 2019*

### ABSTRACT

We study possible correlations between ultrahigh energy cosmic rays (UHECRs), observed by the Auger, AGASA and Yakutsk, and nearby AGNs and *Fermi* sources. We consider the deflection effects by a Galactic magnetic field model constrained by the most updated measurements. We found that the deflection angles of UHECRs by the Galactic magnetic fields are generally less than  $4^\circ$ . A correlation between the Auger cosmic ray events and nearby AGNs with a significance level of  $\sim 4\sigma$  is found for the Auger UHECR data sets with or without deflection correction. No correlation was found between the AGASA/Yakutsk events with nearby AGNs. Marginal correlations between the Auger events and the *Fermi* sources, and between AGASA and Fermi AGNs were found when the deflection calculated by the GMF model is considered. However, no correlations were found between the Yakutsk data and *Fermi* sources. Some *Fermi* sources are close to the arrival directions of ultrahigh energy cosmic ray events detected by Auger, AGASA, and Yakutsk, most of which are probably chance coincidence rather than objects to produce ultrahigh energy cosmic rays in the nearby Universe. Four *Fermi* sources, NGC 4945, ESO 323-G77, NGC 6951, and Cen A, within 100 Mpc from us have UHECR events within  $3.1^\circ$  from their positions, which may be the cosmic ray sources. However, the association can only be confirmed if more UHECRs are preferably detected in these directions.

*Subject headings:* (ISM:) cosmic rays — magnetic field — galaxies: active — methods: statistical

### 1. INTRODUCTION

The spectrum, origin, and composition of ultrahigh energy cosmic rays (UHECRs) with energies  $\geq 10^{19}$  eV (=10 EeV) have been a long standing mystery in high energy astrophysics (Hillas 1984). Greisen (1966) and Zatsepin & Kuz'min (1966) showed a theoretical distant limit for the cosmic rays at energies of order  $10^{20}$  eV traveling through the microwave background radiation field, which is called the GZK effect. Because of the GZK effect, particles with energies above 10 EeV are able to reach our Earth only from nearby sources of  $\lesssim 100$  Mpc. Another barrier in the investigation of the UHECR origin is the deflections of UHECRs by the magnetic fields. Due to the poor knowledge of the extragalactic and intergalactic magnetic fields, their deflections of UHECRs are not yet understood, maybe small (in the order of  $< 1^\circ$ , Dolag et al. 2004, 2005), maybe large (e.g.  $> 10^\circ$ , Ryu et al. 2010; Sigl et al. 2003). The Galactic magnetic fields (GMFs) are relatively better known (e.g. Han et al. 2006; Sun et al. 2008) and are widely discussed in the studies of UHECR origin (e.g. Stanev 1997; Tinyakov & Tkachev 2002; Prouza & Šmída 2003; Nagar & Matulich 2009). Kachelrieß et al. (2007) concluded that the deflections of UHECRs by the GMFs cannot be neglected even for the protons of  $E = 10^{20}$  eV, since the deflection angles are comparable with the angular resolution of current experiments. Nagar & Matulich (2009) tried 7 GMF models to study the deflection of UHECRs and source population(s). However, the 3 GMF models adopted from Sun et al. (2008) have the strong halo component about  $7 \mu\text{G}$ . Observational constraints on the Galactic magnetic field strength (Han & Qiao 1994; Han et al. 1999; Morris & Serabyn 1996) and the configuration of disk magnetic fields (Han et al. 2006; Han 2009) should be carefully considered in the GMF model.

Since the discovery of UHECRs (Linsley 1963), much efforts have been made to search for these events, including Fly's Eye (Bird et al. 1994), Yakutsk EAS Array (Glushkov & Pravdin 2005; Pravdin et al. 2005), Akeno Giant Air Shower Array (AGASA) (Hayashida et al. 2000; Takeda et al. 2003), High Resolution Fly's Eye (HiRes) (Abbasi et al. 2004, 2008) and Pierre Auger Observatory (PAO) (Abraham et al. 2004; The Pierre Auger Collaboration 2007, 2008). The existence of the GZK cut-off have been observed by the HiRes and Auger (The High Resolution Fly's Eye Collaboration 2008; The Pierre Auger Collaboration 2008). Many objects have been suggested to be possible sources of UHECRs, e.g. pulsars (Blasi et al. 2000), active galactic nuclei (AGNs) and subclasses of AGNs (Protheroe & Szabo 1992; Farrar & Biermann 1998; Tinyakov & Tkachev 2001a,b; Virmani et al. 2002; Gorbunov et al. 2002, 2004; Abbasi et al. 2006; Farrar et al. 2009), radio lobes of FR II galaxies (Rachen & Biermann 1993; Hardcastle et al. 2009), and  $\gamma$ -ray bursts (Waxman 1995; Milgrom & Usov 1995). However, the real sources of UHECRs are not known yet. AGNs are favored as the most probable sources for accelerating particle to the extreme energies (Hillas 1984) for a long time.

Recently, The Pierre Auger Collaboration (2007, 2008) studied the correlation between the arrival directions of UHECRs and the positions of nearby AGNs in the Véron-Cetty & Véron (2006) AGN catalog (Hereafter VCV catalog). They concluded that the arrival directions of cosmic rays with energies above  $\sim 60$  EeV are anisotropic, and UHECRs have a good correlation with the positions of nearby AGNs ( $z < 0.018$ ). The intriguing result attracted much attention. Ivanov (2008) found the correlation between Yakutsk UHECRs and the nearby VCV AGNs ( $\lesssim 100$  Mpc). George et al. (2008) investigated the correlation between the *Swift* Burst Alert Telescope (BAT) AGN catalog with the Auger UHECR events, and found a correlation at a significance level of 98% when the AGNs were

<sup>1</sup> National Astronomical Observatories, Chinese Academy of Sciences, 20A Datun Road, Chaoyang District, Beijing 100012, P.R.China; hjl@nao.cas.cn

<sup>2</sup> Graduate University of the Chinese Academy of Sciences, Beijing, 100049, P.R.China

weighted by their hard X-ray flux and the Auger experiment exposure. However, some associated AGNs of Auger events may not have enough energy to accelerate particles to the ultrahigh energies (Ghisellini et al. 2008; Gureev & Troitsky 2008). The High Resolution Fly’s Eye Collaboration (2008) searched for possible correlation between the HiRes UHECRs and AGNs located in northern hemisphere, however, no significant correlation was found.

The *Fermi* high energy  $\gamma$ -ray sources are also possible UHECR sources. The recently released *Fermi* Large Area Telescope First Source Catalog (1FGL) contains 1451  $\gamma$ -ray point sources (Abdo et al. 2010) with nearly uniform sky coverage (Atwood et al. 2009). Mirabal & Oya (2010) first investigated the correlation of Auger UHECRs and 1FGL sources without considering the deflection by the GMFs and redshifts of *Fermi* AGNs, and concluded that the UHECRs are not associated with *Fermi* sources. The possible correlation of UHECRs and *Fermi* sources should be re-examined after the GZK cutoff and the UHECR deflection by the GMFs are considered.

In this work, we construct a new GMF model based on the updated measurements of the Galactic magnetic fields, and investigate the deflections of UHECRs by the GMFs. Considering the GZK cut-off and the deflection correction through our GMF model, we re-examine the possible correlation between UHECRs and nearby AGNs and *Fermi* sources. In section 2, we discuss available data of UHECRs detected by Auger, AGASA, and Yakutsk and possible astrophysical objects. The deflections of UHECRs by the GMFs are discussed in Section 3. The correlation studies are given in Section 4. Discussions and conclusions are presented in Section 5.

## 2. UHECR DATA AND POTENTIAL COSMIC RAY SOURCES

### 2.1. UHECR events

High quality UHECR data and reasonable deflection correction by the GMF models are crucial to understand the origin of UHECRs. Therefore, we only consider UHECR events which satisfy two criterions: a) with good angular and energy resolutions; b) with ultrahigh energy ( $E > 40$  EeV) which have a predictable small deflection angle.

We work on the UHECR events recorded by the Auger, AGASA, and Yakutsk. The HiRes UHECRs have a typical angular resolution of  $0.6^\circ$  (Abraham et al. 2004), and 27 events have been published. However, we will not use them since the detail positions and energies are not available (Kachelrie & Semikoz 2006, and references therein).

Auger is located at Argentina and began to get data from January 1, 2004. It has two systems, one to measure fluorescence in the atmosphere, and the other to detect Cerenkov light from relativistic particles. The angular resolution of Auger is about  $0.9^\circ$  (Ave 2007). 81 events with  $E > 40$  EeV have been recorded by Auger from 1 January 2004 to 31 August 2007, but only 27 events with energies above 57 EeV were published. Recently, another 31 new events ( $E > 57$  EeV) were detected (The Pierre Auger Collaboration 2009), but data are not yet available. AGASA and Yakutsk are all located in the northern hemisphere. AGASA has been operated for 12 years, and ceased operation on 4 January, 2004. Its angular resolution is about  $1.8^\circ$  (Hayashida et al. 2000). Up to 2000, 57 events with  $E > 40$  EeV have been published (Hayashida et al. 2000). Yakutsk collected 51 events with  $E > 40$  EeV, its angular resolution is smaller than  $5^\circ$  (Pravdin et al. 2005). Therefore, our data set for UHECRs includes 135 events, 57 recorded by AGASA and 51 by Yakutsk

in the northern hemisphere and with  $E > 40$  EeV, and 27 events recorded by Auger in the southern hemisphere and with  $E \geq 57$  EeV.

Due to the different angular resolution, different energy calibration, and different sky exposure for the Auger, AGASA, and Yakutsk UHECR events, we search for the possible correlations separately between the three sets of UHECRs and astrophysical objects.

### 2.2. Potential astrophysical objects as cosmic ray sources

The nearby AGNs used in this work are extracted from the 13th VCV AGN catalog (Veron-Cetty & Veron 2010), with a redshift limit of  $z \leq 0.024$  which corresponds to a GZK cut-off  $\sim 100$  Mpc for the Hubble constant  $H_0 = 71 \text{ km s}^{-1} \text{ Mpc}^{-1}$ . The VCV catalog includes all known AGNs reported in the literatures. There are 133,336 quasars, 1374 BL Lac objects and 34,231 active galaxies. This catalog is not complete and not uniform due to different selection criteria and telescope time devoted to different sky areas. On the other hand, the difficulties in the classification of galaxies with weak AGN-like activity result in the confusion in identification of such sources. Thus there are some flaws when using some given particular AGN catalog to study their possible correlations with UHECRs (see Moskalenko et al. 2009). However, these objects are all powerful objects what we know today. In this work, we work on the VCV nearby AGNs, and compare the results with that by The Pierre Auger Collaboration (2007). For the VCV AGN catalog, the incompleteness is particularly serious around the galactic plane of  $|b| \leq 10^\circ$ . Therefore, only the 830 nearby AGNs with  $|b| > 10^\circ$  are used in this work.

Another type of UHECR source candidates investigated in this work are the *Fermi* sources. The Fermi/LAT Collaboration. (2009) presented the initial three months results for the 205 most significant  $\gamma$ -ray sources with energies above 100 MeV. Recently, after one year observations, Fermi/LAT released the catalog for the all-sky 1451  $\gamma$ -ray sources (Abdo et al. 2010), which contains 820 confirmed sources and 631 unidentified sources. The Fermi/LAT first year  $\gamma$ -ray source catalog (1FGL) is a complete  $\gamma$ -ray source sample with a  $\gamma$ -ray flux threshold of  $> 4 \times 10^{-10} \text{ cm}^{-2} \text{ s}^{-1}$  in the energy range  $1 - 100$  GeV. Abdo et al. (2010) identified many *Fermi* AGNs with redshift data. Due to the GZK cut-off, we restrict the *Fermi* sources with  $z \leq 0.024$ . There are only 8 AGNs satisfy this criterion. In this work, we adopt these 8 objects and other *Fermi* sources without redshift data to search for their possible correlation with UHECRs. Because the diffuse emission dominates at low Galactic latitude ( $|b| \leq 10^\circ$ ), the *Fermi* sources of  $|b| \leq 10^\circ$  are also discarded. In total, 635 *Fermi* sources are used in this work.

## 3. THE GALACTIC MAGNETIC FIELDS AND DEFLECTION OF UHECRS

The GMFs have large-scale regular and small-scale turbulent components. The deflection angles of UHECRs caused by the turbulent fields are typically one order of magnitude smaller than that by the regular fields (Tinyakov & Tkachev 2005), therefore we ignore the turbulent components in this work. The Galactic magnetic fields in general are described as the regular magnetic field in the disk and possible large-scale field in the halo. Previous magnetic field models for the disk are either axis-symmetric (e.g. Stanev 1997) or bi-symmetric (e.g. Harari et al. 1999; Tinyakov & Tkachev 2002). However

none of these simple models agrees well with the observations (Men et al. 2008; Sun et al. 2008).

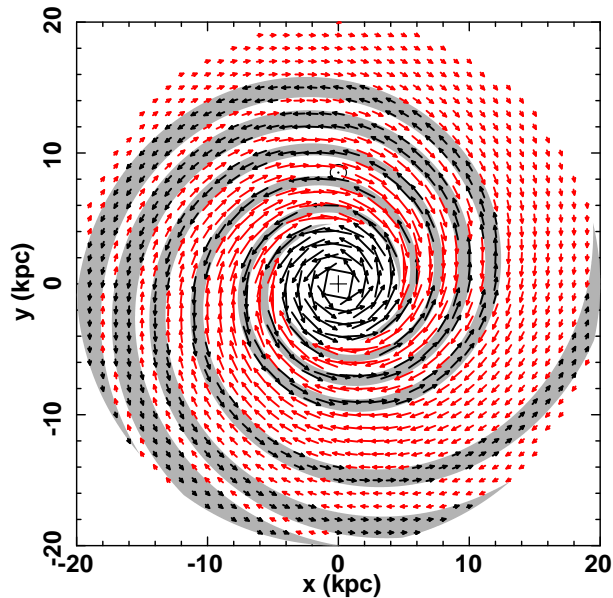


FIG. 1.— Configuration of the disk magnetic field. The shaded area outlines spiral arms given by Hou et al. (2009).

Here we developed a toy model based on rotation measures (RMs) of pulsars by Han et al. (2006). Magnetic fields in the disk are reversed from arms to inter-arms which has recently been verified by Nota & Katgert (2010). The radial profile of the field strength can be described as  $B(R) = B_0 \exp(-(R - R_0)/R_B)$ , where  $B_0 = 2.1 \mu\text{G}$  is the local field strength,  $R$  is the distance from the Galactic center, the Solar radius is  $R_0 = 8.5 \text{ kpc}$ , and the scale radius is  $R_B = 8.5 \text{ kpc}$ . Here, we use the four-arm model of Hou et al. (2009) to describe the spiral structure of our Milky Way. In the polar coordinates, the  $i$ th arm can be described as  $R = R_i \exp[(\theta - \theta_i) \tan \psi_i]$ , where  $R_i$  is the initial radius,  $\theta_i$  is the start azimuthal angle, and  $\psi_i$  is the pitch angle of the arm, the value of these parameters of four arms are given in Table 1 of Hou et al. (2009). To ease the model description, magnetic fields within 4.6 kpc do not have reversals. The initial width of each arm is set to be 0.4 kpc in our work. The pitch angle of magnetic field is  $-11^\circ$  as used by Han et al. (2006). The configuration of the disk magnetic field in our toy model is displayed in Fig. 1, which gives counterclockwise field in the arms, and clockwise field in the inter-arm regions. Here we remind that this is only a toy model, and the four arm model is not the best to match all tracers for the spiral arms (Hou et al. 2009).

The halo magnetic fields consist of a toroidal field with opposite directions above and below the Galactic plane, and a dipole poloidal field. The field configuration was derived from the antisymmetric rotation measure sky revealed by the extragalactic radio sources (Han et al. 1997, 1999) and the vertical filaments in the Galactic center (Yusef-Zadehet al. 1984, 2004). At present, it is not clear whether such a toroidal fields extend from the solar vicinity to the Galactic center and what the scale height they have. Here we use the formula given by Prouza & Šmída (2003) in the Cartesian coordinates to describe a toy model:

$$\begin{cases} B_x = -B_T \sin(\phi) \text{sign}(z) \\ B_y = B_T \cos(\phi) \text{sign}(z) \end{cases} \quad (1)$$

where  $B_T$  is given by

$$B_T = \begin{cases} B_{max} \frac{1}{1 + (\frac{z-H}{P})^2}, & \sqrt{x^2 + y^2} < R \\ B_{max} \frac{1}{1 + (\frac{z-H}{P})^2} \exp(-\frac{(x^2 + y^2)^{1/2}}{R}), & \sqrt{x^2 + y^2} > R \end{cases} \quad (2)$$

here  $R = 15 \text{ kpc}$  is the radius of the toroidal field,  $H = 1.5 \text{ kpc}$  is the thickness of the toroidal disc, the maximal value of magnetic field is  $B_{max} = 1 \mu\text{G}$ .

The poloidal field is a magnetic dipole with a cylinder (height 300 pc, diameter 200 pc) in the Galactic center. The existence of the dipole field is questioned by Taylor et al. (2009) and Mao et al. (2010). However, their data in the Galactic pole region clearly support the local vertical field. In this work, we try to include the dipole field in our toy model. In the polar coordinates the poloidal field strength is (in  $xz$  plane,  $\theta$  ranges from 0 to  $\pi$ , and goes from north to south pole):

$$B = B_P \sqrt{3 \cos^2(\theta) + 1} \quad (3)$$

Then the cartesian components of the poloidal field are:

$$\begin{cases} B_x = 1.5 B_P \sin 2\theta \cos \phi \\ B_y = 1.5 B_P \sin 2\theta \sin \phi \\ B_z = B_P (3 \cos^2 \theta - 1) \end{cases} \quad (4)$$

where

$$B_P = \begin{cases} 100/R_P^3 & 5 < R_P < 15 \\ 1 & 2 < R_P < 5 \\ 0.2/R_P^3 & 0.1 < R_P < 2 \\ 2000 & R_P < 0.1 \text{ and } |z| < 0.15 \end{cases} \quad (5)$$

Here  $R_P = \sqrt{x^2 + z^2}$ .  $R_P$  and  $z$  is in units of kpc,  $B_P$  is in units of  $\mu\text{G}$ . The constants in  $B_P$  were selected to meet the characters of observed filaments in the Galactic center (1-2 mG) (Morris & Serabyn 1996), and a 0.2  $\mu\text{G}$  vertical field component in the vicinity of the Sun (Han & Qiao 1994).

In our toy model, the field transition from the arms to the inter-arms is not smooth, the influence of the bar in the Galactic center is not considered yet. Detailed model is beyond the scope of the current paper. We will investigate how much UHECRs are reflected by each magnetic field component in the model.

The cosmic rays are deflected in the GMFs because of the Lorentz force. Following Kachelrieß et al. (2007), the net deflection can be approximated as,

$$\Theta \approx \frac{Z q_e}{pc} \int \vec{dl} \times \vec{B}_t \quad (6)$$

where  $Z q_e$  is the charge of cosmic ray particles,  $p$  is the momentum along the line-of-sight (LOS),  $\vec{B}_t$  is the field component perpendicular to the LOS. The integral is along the LOS from the source to the observer. In our work, the Hammurabi code (Waelkens et al. 2009) is used to calculate the all-sky deflections.

In Fig. 2, we show the deflection angle maps of UHECRs for various magnetic field components and their combinations in the toy model, and also the PS model which has a different disk component. The energy of CRs is fixed to be 40 EeV. The disk field generate a strong deflection near the Galactic disk and in the high latitude. The toroidal field is similar to the disk field and has a large deflection near the disk, while the orientations are opposite above and below the disk. The

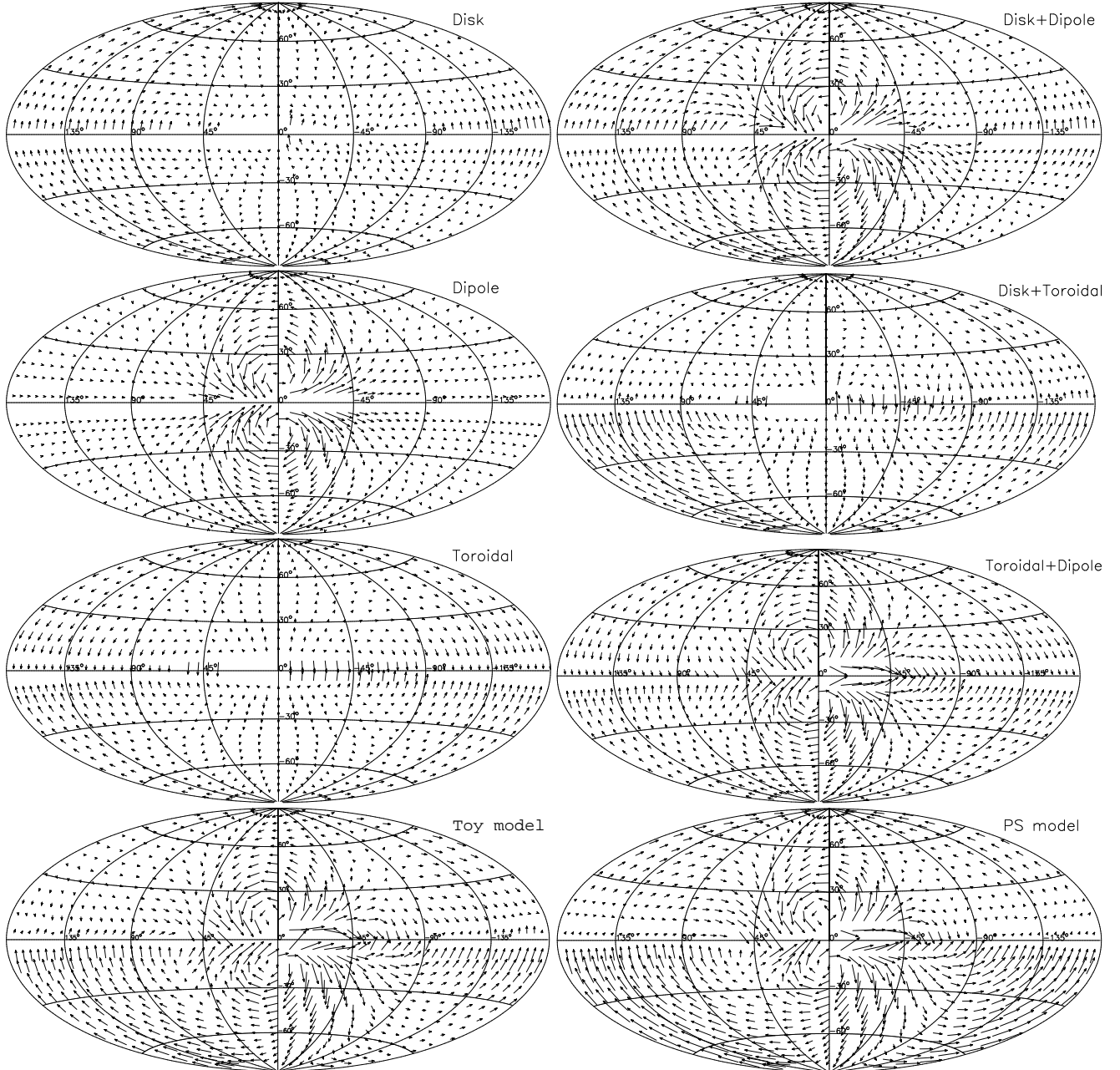


FIG. 2.— Deflection maps of CR protons of various GMF components and their combinations in our toy model and the PS model (Prouza & Šmída 2003). The energy of CRs is fixed to be 40 EeV. All the maps are plotted in the Galactic coordinates. Each arrow goes from the observed direction of a CR on the Earth to the actual incoming direction of the source.

dipole component has very strong deflections in the Galactic center region. Deflection maps by our toy model and the PS model (Prouza & Šmída 2003) have some similar features: a) the maximal deflection takes place in the inner Galactic disk and Galactic central regions; b) in the southern sky of the outer Galaxy, the deflection is as strong as that in the Galactic center, while in the northern sky, a very small deflection occurs. This is a result of combining the toroidal and the dipole magnetic field components. However, there are quite different in some regions between these two models: in the northern sky our model generate smaller deflections from  $l = 0^\circ$  to  $l = 180^\circ$ , and the orientation is contrary to the PS model in the regions of  $-90^\circ < l < -180^\circ$ ; in the southern sky, the

PS model has larger deflection, particularly in the regions of  $-90^\circ < l < -180^\circ$ .

The energy of observed UHECRs in our data sets varies from 40 EeV to more than 200 EeV. The deflections for the detected UHECR events according our toy model are shown in Fig. 3. Fig. 4 shows the average deflection angles of 135 UHECRs by the two GMF models and the various magnetic component combinations. We found that the deflections decrease with the CR energy as expected. Magnetic fields in our model generate smaller deflections than those in the PS model. CR events with energy below 90 EeV are deflected by an angle  $\lesssim 3^\circ$ . The arrival directions of the events with energy above 90 EeV are smaller than  $2^\circ$ . The deflection angles are generally similar to the angular resolution of the UHECR de-

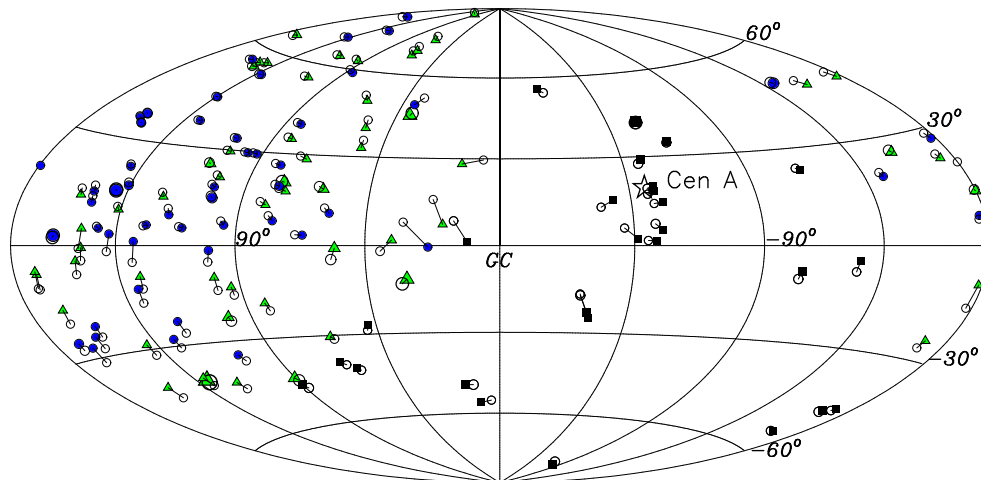


FIG. 3.— The deflection of 135 detected UHECRs according to our GMF toy model (in the Galactic coordinates). The circles are the original arrival directions of 135 UHECRs observed on the Earth, the squares, triangles and dots are the deflection corrected positions of the Auger, AGASA and Yakutsk CR events respectively. The size of symbols is proportional to the CR energy. The star marks the Cen A.

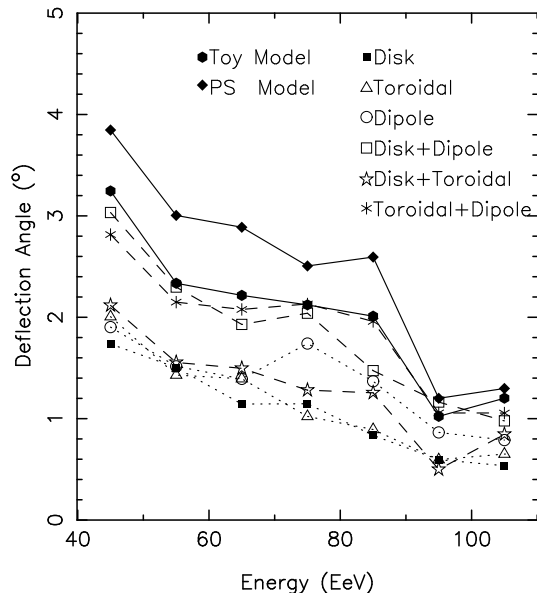


FIG. 4.— The average deflection angles of 135 detected UHECRs as a function of energy by our GMF toy model and the PS model (Prouza & Šmída 2003). The solid lines are our model (black dot) and PS model (black diamond), dotted lines are three GMF components, dash lines are their combinations.

tectors ( $\sim 1^\circ - 2^\circ$ ), therefore the GMF deflection correction is still desired in understanding the origin of UHECRs.

#### 4. CORRELATION BETWEEN THE UHECR EVENTS AND POSITIONS OF POTENTIAL COSMIC RAY SOURCES

In this work, we try to correct the deflection of the UHECR events by the GMFs, and then search for possible correlations between the 3 UHECR data sets (Auger, AGASA, and Yakutsk) and nearby AGNs and Fermi sources. We will compare the correlation results with or without the deflection correction. Here we first introduce the correlation analysis method.

##### 4.1. The correlation analysis method

To carry out the correlation analysis, we use the angular correlation function method described in Tinyakov & Tkachev (2001a,b), Gorbunov et al. (2002, 2004), and Gorbunov & Troitsky (2005). For a sample with  $n_r$  cosmic ray events, we count the number  $N_{cs}$  for UHECR-source pairs within a given angle  $\delta$ , which was called “bin size”, and vary from 0 to a large angle. We count 1 if the potential cosmic ray sources (like AGNs) fall into “the bin” and count 0 if no sources fall into the bin. To check the chance probability, we use Mont-Carlo simulations. We generate a large number (e.g. with  $N = 10^4$ ,  $10^6$  for some cases) of simulated sets of UHECR events, each set has the same number of events as the real sample. The simulated UHECRs are isotropic, and the locations of simulated events are random. The distribution of locations is constrained by the overall exposure of the UHECR detectors. For a given  $\delta$ , we first count the number of UHECR-source pairs  $N_{mc}$  for each simulated UHECR sample, and obtain a mean  $\overline{N}_{mc}$  and the variance  $\sigma_{mc}$  from  $N$  simulation sets. Here the exposure of Auger, AGASA, and Yakutsk depends on the celestial declination (The Pierre Auger Collaboration 2008; Takeda et al. 1999; Ivanov et al. 2003). The AGASA exposure function is taken from Takeda et al. (1999). The Auger exposure used in our work is obtained from the fitting of the declination distribution of low energy Auger events ( $E < 10$  EeV, from the Auger website<sup>3</sup>) with a third-order polynomial function. The Yakutsk exposure function is derived from Ivanov et al. (2003). The probability that the observed UHECR-source pairs are in coincidence with a random distribution is estimated by

$$P(\delta) = \frac{\text{number of simulated sets with } N_{mc} \geq N_{cs}}{N} \quad (7)$$

The significance of the correlation can be defined as  $\sigma(\delta) = \frac{N_{cs} - \overline{N}_{mc}}{\sigma_{mc}}$ . We emphasize that  $P$  and  $\sigma$  vary with  $\delta$ . Larger chance probability  $P(\delta)$  indicates that the observed pairs of cosmic rays and astrophysical objects are more likely the statistical coincidence of random isotropic UHECR events. The higher significance corresponds to a smaller  $P(\delta)$  which suggests that the objects of the pairs are more likely to be

<sup>3</sup> <http://auger.colostate.edu/ED/>

the potential UHECR sources. In this paper,  $P < 10^{-2}$  is believed as an indicator of the correlation. We use this method to evaluate the possible correlations between the Auger/AGASA/Yakutsk events and the possible cosmic ray sources.

#### 4.2. The correlation between UHECRs and VCV AGNs

The all sky distribution of AGNs in our selected sample, and the deflection corrected positions of the 135 UHECR events are presented in Figure 5. We perform the correlation analysis separately for the Auger, AGASA, and Yakutsk events. The correlation results for the UHECRs with or without deflection corrections are presented in Table 1. We also presented the correlation results for deflection corrections using the PS model (Prouza & Šmída 2003) and various GMF components and their combinations in our toy model. In Figures 6 and 7, we show the results of pair counting and probability analysis for the deflection corrected UHECRs by our GMF toy model.

In Figures 6 and 7, we found that the number of Auger UHECR-AGN pairs is much more than that of simulated isotropic random UHECR samples, which suggest that the Auger UHECRs are anisotropic and correlated with VCV AGNs, supporting the results of The Pierre Auger Collaboration (2007, 2008). For the deflection corrected for Auger UHECRs by our GMF model and the PS model, the chance probability is  $2 \times 10^{-5}$ , and the correlation significance is about  $4\sigma$ , which is similar to the results of a chance probability of  $1 \times 10^{-6}$  and correlation significance of  $4.7\sigma$  without deflection correcting. To further evaluate the deflection effect, we use the deflection corrected Auger events to search for match pairs, and compare them with the results of The Pierre Auger Collaboration (2008) who did not consider the deflections. Using the 442 nearby VCV AGNs from 12<sup>th</sup> edition, We found 15 UHECR-AGN pairs, instead of 20 pairs reported by The Pierre Auger Collaboration (2008) with the parameters  $z_{max} = 0.017$ ,  $\psi = 3.2^\circ$ , and  $E_{th} = 57$  EeV.

As shown in Figures 6 and 7 and Table 1, we found no correlation between the AGASA and Yakutsk events and AGNs.

#### 4.3. Correlation between UHECRs and *Fermi* $\gamma$ -ray sources

High energy  $\gamma$ -ray emissions are thought to be a distinctive feature of the possible source of UHECRs (Gorbunov et al. 2002). Torres et al. (2003) searched for possible correlation between the 3rd EGRET sources and AGASA UHECR events, no correlation was found. The GeV AGNs detected by the *Fermi*/LAT should be most energetic AGNs which may have powerful ability to accelerate the charged particles to ultrahigh energy bands. Most important is that the selected GeV AGNs in the *Fermi* catalog are relatively complete above the  $\gamma$ -ray flux threshold. We therefore investigate the possible correlations between *Fermi* sources and the Auger/AGASA/Yakutsk UHECR events considering the deflection of the GMFs. At the final stage of this work, we noticed that Mirabal & Oya (2010) did the similar work as us, and studied the possible correlation between the *Fermi*/LAT First Source Catalog with the public Auger UHECRs. They found that 12 of the 27 Auger UHECRs arrived within  $3.1^\circ$  of *Fermi* sources, similar to the matches of artificially random distribution of UHECR samples. They concluded for no correlation. However, the possible correlation of UHECRs and *Fermi* sources need to be re-examined after the deflections by the GMFs and the GZK effect are considered.

The *Fermi*/LAT 1FGL catalog contains 1451 point sources, including 820 identified objects: 62 pulsars, 295 BL Lacs, 278 FSRQs, 120 other types of AGNs, 65 other  $\gamma$ -ray sources. We remove the *Fermi* sources with redshift  $z > 0.024$  by considering the GZK cut-off, and also remove the sources located in the Galactic disk with  $|b| \leq 10^\circ$ . Figure 8 presents the sky distributions of the left 635 *Fermi*/LAT  $\gamma$ -ray sources and the deflection-corrected UHECR events. The correlation results for the *Fermi*  $\gamma$ -ray sources and UHECRs are listed in Table 1. In the right panel of Figure 6, we also present the number of UHECR-source pairs as a function of the bin size  $\delta$ . In the case of deflection corrected Auger events by our GMF model, we found that the number of matches cannot be reproduced by the simulated random isotropic UHECR samples. A small excess appears around  $\delta \sim 0.9^\circ$ , with a chance probability of  $P \sim 2.5 \times 10^{-3}$ , and a significance level of  $\sim 4\sigma$ . A correlation with a chance probability of  $P \sim 6.0 \times 10^{-4}$ , and a significance level of  $\sim 3.7\sigma$  is also found for the case with deflection correction by the PS model. However, no evidence of correlation is found in the case of the observed positions of Auger events. In the cases of the AGASA and Yakutsk data, no significant correlations are found, though many UHECRs have a *Fermi* source within  $3^\circ$  from their arrival positions. In order to evaluate the effect of deflections on the correlation analysis and compare our results with those of Mirabal & Oya (2010), we also try to use all 1451 sources in the 1FGL for correlation with Auger UHECRs. We found that the number of matched UHECR-source pairs can be reproduced by the simulated isotropic UHECR samples for the UHECR sample without deflection correction, which is consistent with the conclusion of no correlation by Mirabal & Oya (2010). However, when we consider the deflection correction by our GMF model, a moderate correlation is found with a chance probability of  $P \sim 9.8 \times 10^{-3}$  and a significance level of  $\sim 3.1\sigma$ .

*Fermi* sources belong to several types, pulsars, AGNs and unidentified sources. It is interest to see if possible correlations exist between some types of *Fermi* sources and UHECRs. The correlation analysis results for the *Fermi* AGNs and UHECRs were presented in Table 1. The *Fermi* AGNs are weakly correlated with AGASA UHECRs after the deflection corrected by our GMF model and the PS model. 631 unidentified *Fermi* sources are also weakly correlated with Auger UHECRs after the deflection corrected by the PS model. The correlation results for UHECRs with deflection corrections using various GMF components and their combinations in our toy model are also presented in Table 1.

*Fermi* 1FGL catalog has 8 objects of redshift  $z \leq 0.024$ : NGC 253 ( $z = 0.001$ ), NGC 4945 ( $z = 0.002$ ), Centaurus A (Cen A,  $z = 0.002$ ), M87 ( $z = 0.004$ ), ESO 323-G77 ( $z = 0.015$ ), NGC 6951 ( $z = 0.005$ ), NGC 1275 ( $z = 0.018$ ) and M 82 ( $z = 0.001$ ). We found that 4 of these 8 objects have UHECR counterpart(s) within  $3.1^\circ$  from them, after the deflections are corrected by our toy model. Mirabal & Oya (2010) found 2 *Fermi* objects (NGC 4945 and Cen A) within  $3.1^\circ$  from 3 of the 27 Auger UHECRs. When we consider the deflection correction, we find one Auger UHECR event within  $3.1^\circ$  from NGC 4945, Cen A and ESO 323-G77. NGC 6951 also has one Yakutsk events within  $3.1^\circ$ . The Cen A is the nearest FR II radio galaxy (Israel 1998), which has been long proposed as a possible source of UHECRs (Cavallo 1978; Romero 1996). Cen A was detected at MeV to GeV energies by the *Fermi* LAT (The *Fermi*/LAT Collaboration. 2009). The Pierre Auger Collaboration (2007, 2008) pointed that 4 of the 27 events were possibly associated with

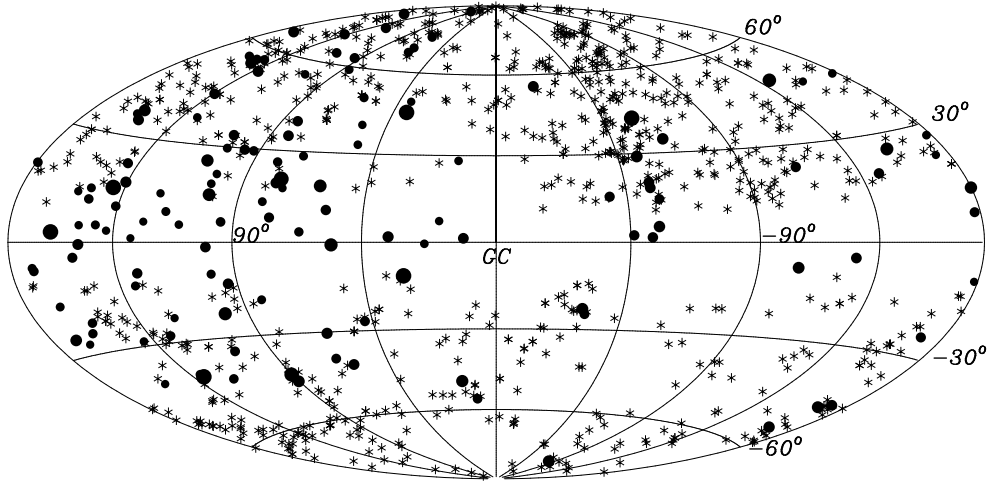


FIG. 5.— The sky map for 830 nearby VCV AGNs (\*) and 135 UHECRs (dots) in the Galactic coordinates with the deflection corrected by our GMF toy model. Size of black dots are proportional to the cosmic ray energy.

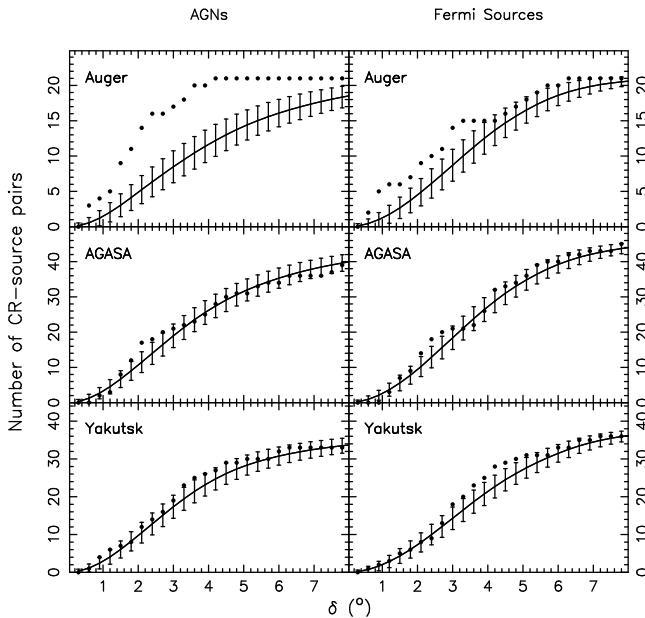


FIG. 6.— The number of UHECR-source pairs (dot) for nearby VCV AGNs (left column) and *Fermi* sources (right column), as a function of the angular separation ( $\delta$ , bin size). The solid line is the Monte-Carlo simulated average number of UHECR-source pairs with error bar of  $\pm 1\sigma$ , derived from random isotropic distribution of simulated cosmic ray events.

Cen A (e.g. Gorbunov et al. 2008; Moskalenko et al. 2009; Kachelrieß et al. 2009). From Fig. 3, we found that the arrival directions of cosmic ray in the region of Cen A is not significantly corrected by the GMF model. Two of UHECR events in the 27 published Auger data set are very close to Cen A. NGC 4945 is identified as a Seyfert galaxy (Véron-Cetty & Véron 2006), also known as a starburst galaxy (Lenc & Tingay 2009). Lenc & Tingay (2009) identified a non-thermal source with a jet-like morphology near the active galactic nucleus of NGC 4945. ESO 323-G77 is identified as a Seyfert galaxy having strong Fe II emission (Fairall 1986), however, no compact radio core or a radio excess have been detected (Corbett et al. 2003). NGC 6951 is known as a LINER galaxy, and a bipolar outflow which

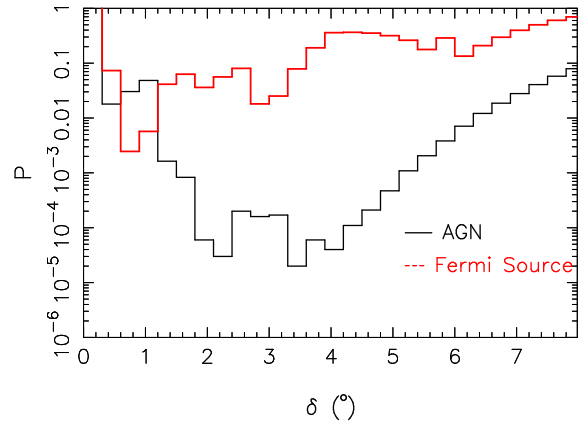


FIG. 7.— The chance probability  $P(\delta)$  as a function of the angular separation  $\delta$  for VCV AGNs and the *Fermi* sources. Take Auger events as an example.

seems to be associated with a nuclear jet has been reported by Storchi-Bergmann et al. (2007). However, it is not clear whether the possible radio jets from NGC 4945 and NGC 6951 could be the accelerator of UHECRs.

## 5. SUMMARY AND DISCUSSION

We collected 135 published UHECR events including 57 UHECRs recorded by AGASA with energy  $E > 40$  EeV, 51 events observed by Yakutsk, both located in northern hemisphere, and 27 events with energy  $E \geq 57$  EeV detected by Auger located in the southern hemisphere. We use a new GMF toy model constrained by updated measurements to evaluate the deflection effects on the arrival directions of UHECRs. Considering the deflection correction, we search for the possible correlations of UHECRs with nearby AGNs extracted from the new 13th VCV AGN catalog of Veron-Cetty & Veron (2010) and the *Fermi*/LAT First Source Catalog of  $\gamma$ -ray sources. We found a correlation between the Auger UHECR events and nearby VCV AGNs with a chance probability of  $2 \times 10^{-5}$ , and a significance level of  $\sim 4\sigma$ . A moderate correlation was found between the Auger events and the first year *Fermi*  $\gamma$ -ray sources with a significance level of  $\sim 3\sigma$  if the deflection by the GMF model is

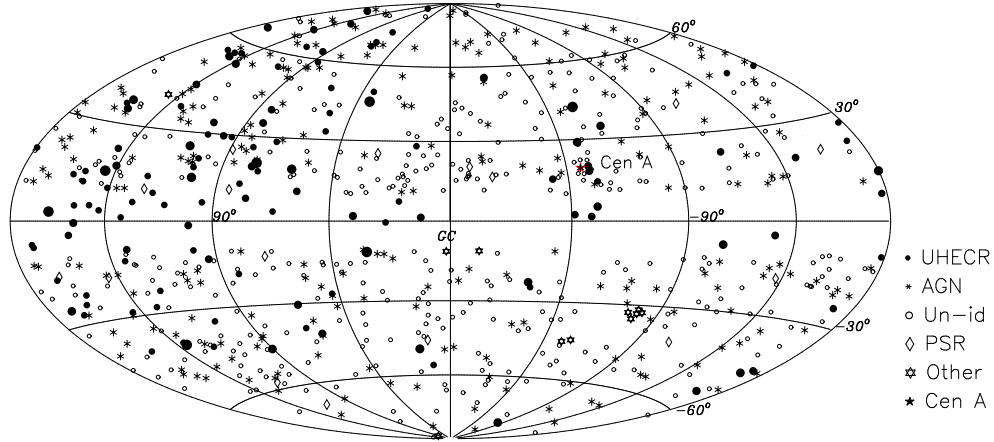


FIG. 8.— All sky maps of 135 UHECR events and 635 *Fermi* sources in Galactic coordinates with the deflection corrected by our GMF toy model. Black dots are the locations of 135 UHECRs weighted with their energy.

TABLE 1  
CORRELATION BETWEEN UHECRS WITH AGNS AND FERMI  $\gamma$ -RAY SOURCES WITH OR WITHOUT DEFLECTION CORRECTIONS BY GMFS

		Auger Events				AGASA Events					Yakutsk Events					
(1)	(2)	(3)	(4)	(5)	(6)	(7)	(8)	(9)	(10)	(11)	(12)	(13)	(14)	(15)	(16)	(17)
Sources	GMF	$\delta$ ( $^\circ$ )	$N_{cs}$	$\bar{N}_{mc}$	$P$	$\sigma$	$\delta$ ( $^\circ$ )	$N_{cs}$	$\bar{N}_{mc}$	$P$	$\sigma$	$\delta$ ( $^\circ$ )	$N_{cs}$	$\bar{N}_{mc}$	$P$	$\sigma$
VCV/AGN	Non	2.4	17	6.7	$1 \times 10^{-6}$	4.74	1.4	11	6.7	0.066	1.77	3.0	19	17.9	0.420	0.36
	Toy model	3.6	20	10.5	$2 \times 10^{-5}$	4.14	2.1	17	11.5	0.049	1.87	3.6	25	21.4	0.155	1.17
	Disk	3.3	21	9.5	$< 1 \times 10^{-6}$	5.03	0.6	4	1.4	0.048	2.28	0.3	1	0.3	0.277	1.19
	Dipole	2.1	14	5.5	$1.6 \times 10^{-5}$	4.18	2.7	22	18.3	0.172	1.09	3.3	22	19.9	0.307	0.66
	Toroidal	3.3	20	9.5	$< 1 \times 10^{-6}$	4.59	3.6	29	25.1	0.164	1.12	3.0	20	17.4	0.237	0.87
	Disk+Dip.	3.0	18	8.5	$2 \times 10^{-5}$	4.21	1.5	13	7.1	0.019	2.41	2.4	15	13.4	0.350	0.53
	Disk+Toro.	3.9	21	11.4	$2 \times 10^{-5}$	4.20	2.4	18	14.6	0.179	1.07	3.0	21	17.4	0.148	1.20
	Toto.+Dip.	3.3	19	9.5	$2 \times 10^{-5}$	4.15	2.4	15	14.6	0.499	0.14	3.6	25	21.4	0.155	1.17
	PS model	3.0	18	8.5	$2 \times 10^{-5}$	4.21	1.5	11	6.7	0.062	1.81	1.2	7	4.2	0.117	1.47
1FGL/All	Non	4.0	17	13.5	0.091	1.54	3.0	25	20.9	0.153	1.16	2.6	16	11.7	0.096	1.50
	Toy model	0.9	5	1.0	$2.5 \times 10^{-3}$	4.09	2.4	18	12.9	0.070	1.67	4.2	28	22.7	0.053	1.76
	Disk	2.4	10	6.1	0.056	1.87	2.7	22	17.1	0.095	1.46	4.2	29	23.9	0.063	1.66
	Dipole	4.2	19	14.3	0.024	2.10	5.7	45	42.0	0.180	1.11	4.2	29	23.3	0.042	1.88
	Toroidal	0.6	2	0.4	0.073	2.37	4.8	41	35.2	0.038	1.87	5.1	32	27.7	0.080	1.58
	Disk+Dip.	1.8	9	3.7	$5.3 \times 10^{-3}$	3.03	1.8	14	8.4	0.033	2.13	3.6	25	19.7	0.066	1.68
	Disk+Toro.	1.8	7	3.7	0.064	1.88	3.6	31	24.9	0.056	1.74	5.1	33	27.7	0.034	1.95
	Toto.+Dip.	3.6	17	11.3	$9.1 \times 10^{-3}$	2.50	5.4	42	38.0	0.106	1.40	3.9	27	20.7	0.028	2.05
	PS model	2.1	12	4.9	$6.0 \times 10^{-4}$	3.68	1.5	11	5.6	0.019	2.44	3.3	23	16.9	0.042	1.94
1FGL/AGN	Non	7.6	20	14.7	0.013	2.36	3.8	23	15.8	0.025	2.16	5.2	21	19.8	0.416	0.37
	Toy model	0.9	2	0.3	0.037	3.08	2.7	15	7.8	$7.0 \times 10^{-3}$	2.79	3.6	15	11.6	0.150	1.21
	Disk	8.1	20	15.1	0.010	2.41	2.7	15	8.6	0.020	2.38	0.6	1	0.4	0.343	0.90
	Dipole	3.3	9	4.0	$9.3 \times 10^{-3}$	2.83	4.5	27	20.0	0.032	2.02	4.2	17	14.9	0.293	0.69
	Toroidal	7.5	19	13.8	0.012	2.40	4.2	20	17.4	0.255	0.79	3.6	12	11.6	0.498	0.15
	Disk+Dip.	1.8	4	1.2	0.030	2.66	1.8	10	4.0	$5.2 \times 10^{-3}$	3.16	3.6	16	12.2	0.124	1.31
	Disk+Toro.	8.1	20	15.1	0.010	2.41	3.6	20	13.4	0.027	2.11	3.9	15	13.1	0.305	0.67
	Toto.+Dip.	3.9	9	5.1	0.045	2.02	1.8	6	3.9	0.183	1.13	3.9	15	13.1	0.305	0.67
	PS model	5.4	13	8.7	0.047	1.91	1.5	9	2.6	$7.0 \times 10^{-4}$	4.06	3.3	12	10.3	0.312	0.62
1FGL/Un-id	Non	7.0	21	18.3	0.100	1.52	6.0	36	32.6	0.201	0.98	2.6	10	5.5	0.038	2.09
	Toy model	3.0	11	6.1	0.021	2.37	5.4	29	25.6	0.196	1.00	6.6	30	23.3	0.015	2.24
	Disk	6.0	19	15.3	0.051	1.80	5.4	32	27.8	0.151	1.17	5.1	23	17.4	0.052	1.78
	Dipole	1.2	4	1.2	0.031	2.60	6.0	37	31.9	0.093	1.49	6.9	30	25.2	0.072	1.62
	Toroidal	8.1	21	19.0	0.120	1.49	6.3	35	32.2	0.251	0.83	5.1	23	16.6	0.029	2.09
	Disk+Dip.	0.9	3	0.7	0.030	2.89	6.3	38	32.2	0.052	1.73	6.0	28	21.6	0.029	2.03
	Disk+Toro.	7.8	21	18.6	0.085	1.62	6.0	32	30.0	0.335	0.59	5.7	28	19.3	$2.9 \times 10^{-3}$	2.79
	Toto.+Dip.	3.6	12	8.1	0.066	1.73	5.1	29	24.9	0.151	1.18	7.5	32	26.8	0.041	1.86
	PS model	1.8	8	2.5	$1.7 \times 10^{-3}$	3.73	0.6	1	0.5	0.387	0.73	6.6	30	23.9	0.028	2.02



considered. Some *Fermi* sources of nearby AGNs, NGC 4945, ESO 323-G77, NGC 6951, and Cen A, may be related to UHECRs within  $3.1^\circ$ . For the AGASA and Yakutsk UHECRs, no evidence of significant correlation is found for the nearby AGNs or the *Fermi* sources, because the matched pairs can be reproduced by the simulated random isotropic UHECR samples, though some  $\gamma$ -ray point sources are coincident with the UHECR events within  $2^\circ$ .

The correlations of UHECRs with some astrophysical objects suggest that at least some of the UHECRs are protons (The Pierre Auger Collaboration 2007, 2008). However, most UHECRs do not associate with known astrophysical objects. At present, we work with an incomplete sample of AGNs, we have limited knowledge of Galactic magnetic fields, and we do not know the complex composition of UHECRs. The deflection of heavy UHECRs by the GMF models is proportional to the charge of nuclei, which lead to a very large deflection angle, for example tens of degree, and then any correlation discussed in this work can be diminished. If the pri-

maries of the UHECRs are heavy nuclei, instead of proton, the identification of UHECR sources would be very difficult. Obviously, the understanding of UHECR origin will strongly depends on our knowledge about the strength and configuration of the Galactic and extragalactic magnetic fields, which also needs more measurements (Han 2008).

The authors are very grateful to the referee and Prof. T. Stanev for valuable comments and suggestions. We thank Dr. Chen Wang for help and Dr. Zhonglue Wen, Mr. Pengfei Wang and Tao Hong for helpful discussions. We thank Prof. Chih Kang Chou for improving our English. The *Fermi*  $\gamma$ -ray point sources are available in the website <http://fermi.gsfc.nasa.gov/ssc/data>. Authors are supported by the National Natural Science Foundation of China(10803009, 10821061 and 10833003), and the National Key Basic Science Foundation of China (2007 CB815403).

#### REFERENCES

- Abbasi, R. U., Abu-Zayyad, T., Allen, M. et al. 2008, *Physical Review Letters*, 100, 101101
- Abbasi, R. U., Abu-Zayyad, T., Amann, J. F. et al. 2004, *ApJ*, 610, L73
- Abbasi, R. U., Abu-Zayyad, T., Amann, J. F. et al. 2006, *ApJ*, 636, 680
- Abraham, J., Aglietta, M., Aguirre, I. C. et al. 2004, *Nuclear Instruments and Methods in Physics Research A*, 523, 50
- Atwood, W. B., Abdo, A. A., Ackermann, M. et al. 2009, *ApJ*, 697, 1071
- Ave, M. 2007, arXiv:astro-ph/0709.2125
- Bird, D. J., Corbato, S. C., Dai, H. Y., Dawson, B. R. et al. 1994, *ApJ*, 424, 491
- Blasi, P., Epstein, R. I., & Olinto, A. V. 2000, *ApJ*, 533, L123
- Cavallo, G. 1978, *A&A*, 65, 415
- Corbett, E. A., et al. 2003, *ApJ*, 583, 670
- Dolag, K., Grasso, D., Springel, V., & Tkachev, I. 2004, *Soviet Journal of Experimental and Theoretical Physics Letters*, 79, 583
- . 2005, *Journal of Cosmology and Astro-Particle Physics*, 1, 9
- Fairall, A. P. 1986, *MNRAS*, 218, 453
- Farrar, G. R. & Biermann, P. L. 1998, *Physical Review Letters*, 81, 3579
- Farrar, G. R., Zaw, I., & Berlind, A. A. 2009, arXiv:astro-ph/0904.4277
- George, M. R., Fabian, A. C., Baumgartner, W. H., Mushotzky, R. F., & Tueller, J. 2008, *MNRAS*, 388, L59
- Ghisellini, G., Ghirlanda, G., Tavecchio, F., Fraternali, F., & Pareschi, G. 2008, *MNRAS*, 390, L88
- Glushkov, A. V. & Pravdin, M. I. 2005, *Soviet Journal of Experimental and Theoretical Physics*, 101, 88
- Gorbunov, D., Tinyakov, P., Tkachev, I., & Troitsky, S. 2008, *Soviet Journal of Experimental and Theoretical Physics Letters*, 87, 461
- Gorbunov, D. S., Tinyakov, P. G., Tkachev, I. I., & Troitsky, S. V. 2002, *ApJ*, 577, L93
- . 2004, *Soviet Journal of Experimental and Theoretical Physics Letters*, 80, 145
- Gorbunov, D. S. & Troitsky, S. V. 2005, *Astroparticle Physics*, 23, 175
- Greisen, K. 1966, *Physical Review Letters*, 16, 748
- Gureev, S. & Troitsky, S. 2008, arXiv:astro-ph/0808.0481
- Han, J. 2009, in *IAU Symposium*, Vol. 259, *IAU Symposium*, 455
- Han, J. L. 2008, *Nuclear Physics B Proceedings Supplements*, 175, 62
- Han, J. L., Manchester, R. N., Berkhuysen, E. M. & Beck, R. 1997, *MNRAS*, 322, 98-102
- Han, J. L., Manchester, R. N., Lyne, A. G., Qiao, G. J., & van Straten, W. 2006, *ApJ*, 642, 868
- Han, J. L., Manchester, R. N., & Qiao, G. J. 1999, *MNRAS*, 306, 371-380
- Han, J. L. and Qiao, G. J. 1994, *A&A*, 288, 759
- Harari, D., Mollerach, S., & Roulet, E. 1999, *Journal of High Energy Physics*, 8, 22
- Hardcastle, M. J., Cheung, C. C., Feain, I. J., & Stawarz, Ł. 2009, *MNRAS*, 393, 1041
- Hayashida, N., Honda, K., Inoue, N., & et al. 2000, astro-ph/0008102
- Haynes, R. F., Stewart, R. T., Gray, A. D. et al. 1992, *A&A*, 199, 264, 500
- Hillas, A. M. 1984, *ARA&A*, 22, 425
- Hou, L. G., Han, J. L., & Shi, W. B. 2009, *A&A*, 499, 473
- Israel, F. P. 1998, *A&A Rev.*, 8, 237
- Ivanov, A. A., Krasil'Nikov, A. D., & Pravdin, M. I. 2003, *Soviet Journal of Experimental and Theoretical Physics Letters*, 78, 695
- Ivanov, A. A. 2008, in *International Cosmic Ray Conference*, Vol. 4, *International Cosmic Ray Conference*, 303-306
- Kachelrieß, M. & Semikoz, D. V. 2006, *Astroparticle Physics*, 26, 10
- Kachelrieß, M., Ostapchenko, S., & Tomàs, R. 2009, *New Journal of Physics*, 11, 065017
- Kachelrieß, M., Serpico, P. D., & Teshima, M. 2007, *Astroparticle Physics*, 26, 378
- Lenc, E., & Tingay, S. J. 2009, *AJ*, 137, 537
- Linsley, J. 1963, *Physical Review Letters*, 10, 146
- Mao, S. A., Gaensler, B. M., Haverkorn, M., Zweibel, E. G., Madsen, G. J., McClure-Griffiths, N. M., Shukurov, A., & Kronberg, P. P. 2010, *ApJ*, 714, 1170
- Men, H., Ferrière, K., & Han, J. L. 2008, *A&A*, 486, 819
- Milgrom, M. & Usov, V. 1995, *ApJ*, 449, L37
- Mirabal, N., & Oya, I. 2010, *MNRAS*, L69
- Morris, M. and Serabyn, E. 1996, *ARA&A*, 34, 645
- Moskalenko, I. V., Stawarz, Ł., Porter, T. A., & Cheung, C. C. 2009, *ApJ*, 693, 1261
- Nagar, N. M. & Matulich, J. 2009, arXiv:astro-ph/0912.2131
- Nota, T. & Katgert, P. 2010, *A&A*, 513, A65
- Pravdin, M. I., Glushkov, A. V., Ivanov, A. A. et al 2005, in *International Cosmic Ray Conference*, Vol. 7, *International Cosmic Ray Conference*, 243
- Protheroe, R. J. & Szabo, A. P. 1992, *Physical Review Letters*, 69, 2885
- Prouza, M. & Šmída, R. 2003, *A&A*, 410, 1
- Rachen, J. P. & Biermann, P. L. 1993, *A&A*, 272, 161
- Romero, G. E. e. 1996, *Astroparticle Physics*, 5, 279
- Ryu, D., Das, S., & Kang, H. 2010, *ApJ*, 710, 1422
- Sigl, G., Miniati, F., & Ensslin, T. A. 2003, *Phys. Rev. D*, 68, 043002
- Stanev, T. 1997, *ApJ*, 479, 290
- Storchi-Bergmann, T., Dors, O. L., Jr., Riffel, R. A., Fathi, K., Axon, D. J., Robinson, A., Marconi, A., & Oumlstlin, G. 2007, *ApJ*, 670, 959
- Sun, X. H., Reich, W., Waelkens, A., & Enßlin, T. A. 2008, *A&A*, 477, 573
- Takeda, M., Hayashida, N., Honda, K. et al 1999, *ApJ*, 522, 225
- Takeda, M., Sakaki, N., Honda, K. et al 2003, *Astroparticle Physics*, 19, 447
- Taylor, A. R., Stil, J. M., & Sunstrum, C. 2009, *ApJ*, 702, 1230
- The *Fermi*/LAT Collaboration. 2009, *ApJS*, 183, 46
- Abdo, A. A., et al. 2010, *ApJ*, 715, 429
- The High Resolution Fly'S Eye Collaboration. 2008, *Astroparticle Physics*, 30, 175
- The Pierre Auger Collaboration. 2007, *Science*, 318, 938
- . 2008, *Astroparticle Physics*, 29, 188
- . 2009, arXiv:0906.2347
- Tinyakov, P. G. & Tkachev, I. I. 2001a, *Soviet Journal of Experimental and Theoretical Physics Letters*, 74, 445
- . 2001b, *Soviet Journal of Experimental and Theoretical Physics Letters*, 74, 1
- . 2002, *Astroparticle Physics*, 18, 165
- . 2005, *Astroparticle Physics*, 24, 32

- Torres, D. F., Reucroft, S., Reimer, O., & Anchordoqui, L. A. 2003, *ApJ*, 595, L13
- Véron-Cetty, M. & Véron, P. 2006, *A&A*, 455, 773
- Veron-Cetty, M. P., & Veron, P. 2010, *VizieR Online Data Catalog*, 7258, 0
- Virmani, A., Bhattacharya, S., Jain, P., Razzaque, S., Ralston, J. P., & McKay, D. W. 2002, *Astroparticle Physics*, 17, 489
- Waelkens, A., Jaffe, T., Reinecke, M., Kitaura, F. S., & Enßlin, T. A. 2009, *A&A*, 495, 697
- Waxman, E. 1995, *Physical Review Letters*, 75, 386
- Yusef-Zadeh, F., Morris, M. & Chance, D. 1984, *Nature*, 310, 557
- 2004, *ApJS*, 155, 421
- Zatsepin, G. T. & Kuz'min, V. A. 1966, *Soviet Journal of Experimental and Theoretical Physics Letters*, 4, 78

