

A kinetic Ising model study of dynamical correlations in confined fluids:

Emergence of both fast and slow time scales

Rajib Biswas and Biman Bagchi*

Solid State and Structural Chemistry Unit

Indian Institute of Science

Bangalore 560012, India

*Email: bbagchi@sscu.iisc.ernet.in

Abstract

Experiments and computer simulation studies have revealed existence of rich dynamics in the orientational relaxation of molecules in confined systems such as water in reverse micelles, cyclodextrin cavities and nano-tubes. Here we introduce a novel finite length one dimensional Ising model to investigate the propagation and the annihilation of dynamical correlations in finite systems and to understand the intriguing *shortening* of the orientational relaxation time that has been reported for small sized reverse micelles. In our finite sized model, the two spins at the two end cells are *oriented in the opposite directions*, to mimic the effects of surface that in real system fixes water orientation in the opposite directions. This produces opposite polarizations to propagate inside from the surface and to produce bulk-like condition at the centre. This model can be solved analytically for short chains. For long chains we solve the model numerically with Glauber spin flip dynamics (and also with Metropolis single-spin flip Monte Carlo algorithm). We show that model nicely reproduces many of the features observed in experiments. Due to the destructive interference among correlations that propagate from the surface to the core, one of the rotational relaxation time components decays faster than the bulk. In general, the relaxation of spins is non-exponential due to the interplay between various interactions. In the limit of strong coupling between the spins or in the limit of low temperature, the nature of relaxation of the spins undergoes a qualitative change with the emergence of a *homogeneous dynamics* where decay is predominantly exponential, again in agreement with experiments.

I. Introduction

Dynamical correlations amongst molecules that are confined within small volumes are perturbed due to the surface and are very difficult to describe quantitatively. This is particularly so for water whose unique features are intimately related to the hydrogen bond network that gets modified by the surface interactions. In reverse micelles (RMs), where one can control the size of the system, one can systematically study the effects of confinement¹⁻⁸. Recent experimental and computer simulation studies have studied water in variety of environments¹⁻¹¹ such as water around bio-molecules¹⁻³, around micelles⁴⁻⁶, in reverse micelles^{7,8}, in cyclodextrins^{9,10}, in Zeolites¹¹ and nano-tubes. Discussions have often focused on the relative effects of nano-confinement versus surface interactions. However, no purely theoretical study of such problems has been presented.

The initial experimental studies employing solvation dynamics^{12,13} measurements reported a very slow component which could arise from the motion of water molecules trapped near the charged surfactant group or due to the motion of the solute probe itself. Subsequently a series of detail experimental studies of rotational dynamics of water has been carried out by Fayer and coworkers by using 2D ultrafast IR spectroscopy of O-H and O-D bonds¹⁴⁻¹⁷. These experiments revealed a wealth of information, particularly in the short timescale window. One of the salient features of the recent experimental results of Fayer and coworkers¹⁶ is the observation of a rotational relaxation time component *faster* than the bulk. While the bulk rotational correlation time of O-D bond is 2.7ps, same near the core is found to be 1.5ps (for $w_0 = 10$, where w_0 is the characterization parameter for RMs, defined as water molecules per surfactant molecule). This significant acceleration of the relaxation rate in the core is yet to be explained.

Although there does not seem to exist any purely theoretical study of the problem, several computer simulation studies of water relaxation dynamics in RMs have been reported^{18,19}. In one of the early pioneering studies, Faeder and Ladanyi¹⁸ simulated and found that the rotational dynamics slow down by a factor of 2 to 3. Subsequently, Senapati and Berkowitz¹⁹ have also reported that the translational and the rotational dynamics of water slow down in confined geometry of RMs with change in inter water hydrogen bonding. They have also observed that the reorientational relaxation of water in the solvation layer may slow down by three orders of magnitude which is in good agreement with the experimental results⁷.

Several studies on dynamics of water in micelles have also been reported⁴⁻⁶. It is interesting to contrast the behavior of water in micelles and reverse micelles. In the case of reverse micelles the confinement may induce new effects which could be more important than the surface specific interactions. In a recent study of water structure and dynamics in the grooves of DNA it has been found that confinement can significantly distort the bulk behavior²⁰.

Recent experimental and theoretical studies on various confined systems have now given enough evidence for the presence of multiple time scales in confined water systems originating generally from the presence of two ensembles of water molecules¹⁴⁻¹⁷. One type is referred to as free or bulk water and the other is called bound or surface water whose motion is restricted. The latter is responsible for slow dynamics. Relative importance of the two relaxation modes depend on size and nature of the system.

In order to explain the interplay between these two limits of water, here we propose a one dimensional simple theoretical model. Our model is essentially a modified finite length Ising model. In this finite sized model, the two spins at the two end cells are *oriented in the opposite*

directions, to mimic the effects of surface that in real system fixes water orientation in the opposite directions. Fortunately, this model can be solved analytically for short chains. For long chains we solve the model numerically with Glauber spin flip dynamics (and also with Metropolis single-spin flip Monte Carlo algorithm). Interestingly, this model can reproduce many of the features observed in experiments. Due to the destructive interference among correlations that propagate from the surface to the core, one of the rotational relaxation time components decays faster than the bulk. Another new result is that in the limit of strong coupling between the spins or in the limit of low temperature, the nature of relaxation of the spins undergoes a qualitative change with the emergence of a *homogeneous dynamics* where decay is predominantly exponential.

II. The Model

The key observation behind the model is that in confined systems, such as reverse micelles, the water molecules that are located diametrically opposite to each other are *orientated opposite to each other*. This is because the surface water molecules are strongly hydrogen bonded with the charged surface groups. The opposite correlations induced by spatially opposite surface groups propagate inside and are expected to annihilate each other at the center. Thus, we may expect a pool of water molecules at the center where water molecules are as free as or sometimes even freer than the bulk. Of course, for large sized reverse micelles, the center pool is expected to be bulk like any way. However, the correlations effect should be appreciable at small to intermediate sized micelles.

To model the above phenomenon in a simple way, we have taken a one dimensional Ising chain with two terminal spins fixed in opposite directions, one as up (i.e. '+1') and the other at

the opposite side as down (i.e. ‘-1’). See **Figure 1** for a schematic illustration. We assume ferromagnetic interaction between neighboring spins. Any fixed spin will create an inhomogeneity in the system. This inhomogeneity will naturally decrease as one move away from the terminal towards the centre. At the centre the correlations imposed by the opposite surfaces can cancel each other, just as opposite polarizations are expected to do. So the central spin will behave like a free spin and it will relax faster.

We have studied this model by varying both the total number of spins and the temperature. The analytical and numerical calculations have been carried out using Glauber master equation²¹ for various number of spin systems. The Glauber master equations of motion have been solved analytically only for smaller chains.

III. Theoretical Development

A. Glauber equation of motion

The Glauber kinetic Ising model²¹ consists of one dimensional array of spins. Each spin having two possible orientations identified by the spin variable $\sigma = \pm 1$. The energy of the system is given by the Ising Hamiltonian

$$H = -J \sum_{\langle ij \rangle} \sigma_i \sigma_j \quad (\text{The sum is all over nearest neighbors}) \quad (1)$$

If the probability of a given spin state $(\sigma_1, \sigma_2, \dots, \sigma_N, t)$ at time t is $p(\sigma_1, \sigma_2, \dots, \sigma_N, t)$ where N , is the total number of spins in the system and $w_j(\sigma_j)$ be the probability per unit time that the j -th spin flips from σ_j to $-\sigma_j$, while other spins remain fixed, then the rate of change of these probabilities with respect to time is assumed to be given by the Glauber master equation.

$$\begin{aligned} \frac{d}{dt} p(\sigma_1, \sigma_2, \dots, \sigma_N, t) = & - \sum_j w_j(\sigma_j) p(\sigma_1, \sigma_2, \dots, \sigma_j, \dots, \sigma_N, t) \\ & + \sum_j w_j(-\sigma_j) p(\sigma_1, \sigma_2, \dots, -\sigma_j, \dots, \sigma_N, t) \end{aligned} \quad (2)$$

where the transition probability $w_j(\sigma_j)$ is given by

$$w_j(\sigma_j) = \frac{1}{2} \alpha \left[1 - \frac{1}{2} \gamma (\sigma_{j-1} + \sigma_{j+1}) \right], \quad (3)$$

where $\alpha/2$ is the rate per unit time at which the spin makes transitions from either state to the opposite one.

Glauber has shown that for Ising model with detailed balance

$$\begin{aligned} \gamma &= \tanh(2J/k_B T) \\ &= \tanh(2J\beta) \end{aligned} \quad (4)$$

where $\beta = 1/k_B T$. Now one can define a new variable, the *expectation value* of the spin $\sigma_j(t)$ as

$q_j(t)$. $q_j(t)$ is a stochastic variable of time,

$$\begin{aligned} q_j(t) &= \langle \sigma_j(t) \rangle \\ &= \sum_{\{\sigma\}} \sigma_j(t) p(\sigma_1, \sigma_2, \dots, \sigma_N, t) \end{aligned} \quad (5)$$

Here $\{\sigma\}$ refers to a sum over all the spin configurations.

By using the value of $w_j(\sigma_j)$ and $q_j(t)$ one can find the following equation of motion for the k -th spin

$$\frac{dq_k(t)}{dt} = -\alpha q_k(t) + \frac{\alpha\gamma}{2} \{q_{k-1}(t) + q_{k+1}(t)\} \quad (6)$$

Glauber solved this equation of motion with periodic boundary condition as well as with the central spin fixed.

Budimir and Skinner^{22,23} extended Glauber model for boundary wall propagation. Bagchi and Chandra²⁴ solved the model to get an expression of frequency dependent dielectric function. All these studies considered only the periodic boundary condition.

This equation of motion can also be solved with two terminal spins fixed for short chains, as shown below.

B. Short chain lengths

Case-I: For $N=3$

Here $q_1(t) = 1$ and $q_3(t) = -1$ (7)

Therefore the equation of motion becomes

$$\frac{dq_2(t)}{dt} = -\alpha q_2(t) + \frac{\alpha\gamma}{2} \{q_1(t) + q_3(t)\} \quad (8)$$

which is solved to obtain

$$q_2(t) = q_2(0) \exp(-\alpha t) \quad (9)$$

That is, the decay of the central spin follows the non-interacting limit. This is a nice and simple example of the destructive interference due to the interaction with the surface.

Case-II: For $N=4$

The boundary conditions remain the same.

$$q_1(t) = 1 \text{ and } q_4(t) = -1 \quad (10)$$

Now the equations of motion become

$$\frac{dq_2(t)}{dt} = -\alpha q_2(t) + \frac{\alpha\gamma}{2} \{1 + q_3(t)\} \quad (11)$$

$$\frac{dq_3(t)}{dt} = -\alpha q_3(t) + \frac{\alpha\gamma}{2} \{q_2(t) - 1\} \quad (12)$$

Two solutions of the above coupled equations are

$$q_2(t) = \frac{\gamma}{\gamma+2} + \frac{1}{2} q_{23}^+(0) \exp(-\alpha \lambda_4^- t) + \frac{1}{2} \left[q_{23}^-(0) - \frac{2\gamma}{\gamma+2} \right] \exp(-\alpha \lambda_4^+ t) \quad (13)$$

$$q_3(t) = -\frac{\gamma}{\gamma+2} + \frac{1}{2} q_{23}^+(0) \exp(-\alpha \lambda_4^- t) - \frac{1}{2} \left[q_{23}^-(0) - \frac{2\gamma}{\gamma+2} \right] \exp(-\alpha \lambda_4^+ t) \quad (14)$$

$$\text{where } q_{23}^\pm(0) = q_2(0) \pm q_3(0) \quad (15)$$

$$\text{and } \lambda_4^\pm = \left(1 \pm \frac{\gamma}{2} \right) \quad (16)$$

From Eq. 13 and Eq. 14 it is clear that the decaying pattern of $q_2(t)$ and $q_3(t)$ have two time scales, one is faster and the other is slower than the non-interacting limit. At high temperature or low J limit $\gamma \rightarrow 0$, thus $q_2(t)$ and $q_3(t)$ decay with only one time constant i.e. $1/\alpha$. However, the time scales differ by as much as a factor of three in the strong coupling limit ($\gamma=1$).

Case-III: For $N=5$

Boundary conditions remain the same as before. The equations of motion now become

$$\frac{dq_2(t)}{dt} = -\alpha q_2(t) + \frac{\alpha\gamma}{2} \{1 + q_3(t)\} \quad (17)$$

$$\frac{dq_3(t)}{dt} = -\alpha q_3(t) + \frac{\alpha\gamma}{2} \{q_2(t) + q_4(t)\} \quad (18)$$

$$\frac{dq_4(t)}{dt} = -\alpha q_4(t) + \frac{\alpha\gamma}{2} \{q_3(t) - 1\} \quad (19)$$

Three solutions of the above equations are as follows

$$q_2(t) = \frac{\gamma}{2} + \left[q_{24}^-(0) - \gamma \right] \exp(-\alpha t) + \left[\frac{1}{4} q_{24}^+(0) - \frac{1}{2\sqrt{2}} q_3(0) \right] \exp(-\alpha \lambda_5^+ t) \\ + \left[\frac{1}{4} q_{24}^+(0) + \frac{1}{2\sqrt{2}} q_3(0) \right] \exp(-\alpha \lambda_5^- t) \quad (20)$$

$$q_3(t) = \left[\frac{1}{2} q_3(0) - \frac{1}{2\sqrt{2}} q_{24}^+(0) \right] \exp(-\alpha \lambda_5^+ t) + \left[\frac{1}{2} q_3(0) + \frac{1}{2\sqrt{2}} q_{24}^+(0) \right] \exp(-\alpha \lambda_5^- t) \quad (21)$$

$$q_4(t) = -\frac{\gamma}{2} + \left[q_{24}^-(0) + \gamma \right] \exp(-\alpha t) + \left[\frac{1}{4} q_{24}^+(0) - \frac{1}{2\sqrt{2}} q_3(0) \right] \exp(-\alpha \lambda_5^+ t) \\ + \left[\frac{1}{4} q_{24}^+(0) + \frac{1}{2\sqrt{2}} q_3(0) \right] \exp(-\alpha \lambda_5^- t) \quad (22)$$

$$\text{where } q_{24}^\pm(0) = q_2(0) \pm q_4(0) \quad (23)$$

$$\text{and } \lambda_5^\pm = \left(1 \pm \frac{\gamma}{\sqrt{2}} \right) \quad (24)$$

From Eq.20-22 it is clear that $q_2(t)$ and $q_4(t)$ now decay with three time scales while the central spin for $N=5$ decays with two time constants. In similar way, at high temperature or low J limit (where γ vanishes), each and every spin decays with single time scale. However, at high J value or low temperature where γ approaches unity the decay scenario is different.

IV. Continuum analysis

From Eq.6, we can present an interesting and new continuum analysis of the spin dynamics in the limit of large chain, particularly suitable for spins away from the boundary. The continuum equation of motion obtained from Eq.6 is given by

$$\frac{\partial q(x,t)}{\partial t} = -\alpha(1-\gamma)q(x,t) + \frac{a^2\alpha\gamma}{2} \frac{\partial^2 q(x,t)}{\partial x^2} \quad (25)$$

where x denotes position along the chain and a is the lattice spacing. This equation has the following interesting structure. At high temperature or low values of J , the decay is given by the free particle limit, with rate equal to α . Since $\gamma = \tanh\left(\frac{2J}{k_B T}\right)$, in the opposite limit of large J or low temperature $\gamma \rightarrow 1$. In this limit the decay is governed by the following diffusion type equation.

$$\frac{\partial q(x,t)}{\partial t} = \frac{a^2 \alpha}{2} \frac{\partial^2 q(x,t)}{\partial x^2}. \quad (26)$$

We solve Eq. 26 with the following boundary and initial conditions²⁵

$$q(x,t) = 1 \quad \text{when } x = 0,$$

$$q(x,t) = -1 \quad \text{when } x = L, \quad L = (N-1)a,$$

$$q(x,0) = f(x) \quad \text{when } t = 0 \text{ (Initial condition)}$$

where L is total length of the chain. The final solution is given by

$$q(x,t) = 1 - 2 \frac{x}{L} - \frac{2}{\pi} \sum_{n=1}^{\infty} \left[\frac{\cos n\pi + 1}{n} \sin \frac{n\pi x}{L} + \frac{2}{L} \sin \frac{n\pi x}{L} \int_0^L f(x') \sin \frac{n\pi x'}{L} dx' \right] \exp\left(-\frac{a^2 \alpha n^2 \pi^2 t}{2L^2}\right) \quad (27)$$

The time dependence of $q(x,t)$ is determined primarily by the first term ($n=1$) of the sum. In this case, the long time is single exponential with rate equal to $a^2 \alpha \pi^2 / 2L^2$.

For $L=10a$, this predicts a decay that is an order of magnitude slower than that in the non-interacting limit. Experiments have indeed indicated that in certain limits, orientational relaxation of water in RM may become single exponential¹⁴⁻¹⁷. We find that this could be the

case at low temperature where effects of ferromagnetic coupling is strong. We refer to this interesting behavior as *homogeneous dynamics*.

V. Numerical Results and Discussions

We have solved Glauber master equation (Eq.6) with temperature $T = 1.0J/k_B T$, $\alpha = 1$ and $dt = 1 \times 10^{-3}$, with the end spins fixed in opposite directions. As already mentioned, we have also employed Metropolis single-spin flip Monte Carlo algorithm and the results are almost similar.

Fig.2 depicts the annihilation of the opposite correlations at the centre for a finite spin system. The central spin can exhibit a behavior different from the bulk with periodic boundary condition. We have plotted $q_i(t)$ vs. t for various conditions.

We now establish the correlation of the present model with experiments. Fayer and coworkers have reported that for smallest RMs, the fast component of the two decay constants is faster than the bulk and the slow component is slower¹⁶. For $N = 5$ system we find that the central spin indeed has two decay constants, one is faster and the other is slower than the bulk, as shown in **Figure 3**.

The system size dependence of the central spin exhibits a crossover from the faster decay at short times to the bulk behavior, as shown in **Figure 3**.

As already mentioned, in our model the two terminal spins are fixed to mimic the surface interactions. Therefore, the spins which are close to the fixed ones relax slowly. This behavior is clearly seen in **Figures 4** and **5** under various conditions.

As we have already discussed, at very high temperature or in the low J limit, orientational relaxation approaches the non-interacting limit. **Figure 6** shows the variation of relaxation behavior with temperature. From **Figure 6** it is clear that above certain temperature the bimodal decaying pattern of spin indeed becomes single exponential with rate similar to that of non-interacting limit.

VI. Conclusion

Let us first summarize the main results of the paper. We have introduced a new variant of the kinetic Ising model in order to model the effects of nano-confinement on the orientational dynamics of a liquid. The model assumes that the two spins at the two ends of the one dimensional chain remain fixed in the opposite directions. In the results presented here we have assumed that the spins obey single flip Glauber dynamics. We have also used Metropolis single spin flip Monte Carlo algorithm to study the dynamics in a finite system and the results obtained for the schemes are similar to the ones for Glauber dynamics. The latter, because of the existence of the equation of motion, is more amenable to theoretical analysis and largely followed here. We find the emergence of multiple time scales in the orientational dynamics as the chain length increases.

We find two results of particular interest in the context of recent experiments on reverse micelles (RMs). First, for small to intermediate sized chains, the orientational dynamics of spins at the center acquire a decay component *which is faster than the bulk*. This rapid decay component is a result of the cancellation of the polarization caging propagating from two ends of the chain. This result may provide a simple explanation of a similar acceleration of orientational decay observed for water molecules in the central pool of RM by Fayer and coworkers where the

decay time constant was found to shorten from 2.7 ps for bulk to 1.5 ps in an intermediate sized RM.

The second interesting result is the emergence of a single homogeneous decay behavior in the strong coupling or low temperature limit. In this limit we could perform a continuum model analysis. In the limit of low temperature or strong coupling, dynamics of each spin is shown to follow a diffusion equation. This can be solved and a single homogeneous decay behavior is obtained. This is again in agreement with recent experiments. The time constant of the decay was found to depend on the length of the chain in an interesting fashion.

The variant of the kinetic Ising model studied here seems to have not been investigated earlier. All the earlier models (Glauber, Skinner, Bagchi and Chandra) employed periodic boundary condition. Fortunately, we could solve the problem in different limiting situations analytically even in the absence of the periodic boundary condition.

It is straight forward to generalize this work to allow for orientation of the spins. Such a relaxation will reduce the effects of confinement.

Acknowledgement

The work has been supported by grants from DST and CSIR, India. B. B. acknowledges support from J. C. Bose fellowship (DST) and R. B. acknowledges CSIR for research fellowship.

References

- 1) N. Nandi, K. Bhattacharyya and B. Bagchi, Chem. Rev. **100**, 2013, (2000).
- 2) K. Bhattacharyya and B. Bagchi, J. Phys. Chem. A **104**, 10603 (2000).
- 3) N. E. Levinger, Science **298**, 1722, (2002).
- 4) N. Sarkar, A. Datta, S. Das and K. Bhattacharyya J. Phys. Chem. **100**, 15483, (1996).
- 5) T. Telgmann and U. Kaatz J. Phys. Chem. A **102**, 7758, (1998).
- 6) A. Datta, D. Mandal, S. K. Pal and K. Bhattacharyya J. Mol. Liq. **77**, 121, (1998).
- 7) N. Sarkar, K. Das, A. Datta, S. Das and K. Bhattacharyya J. Phys. Chem. **100**, 10523, (1996).
- 8) M. R. Harpham, B. M. Ladanyi, N. E. Levinger and K. W. Herwig J. Chem. Phys. **121**, 7855, (2004).
- 9) S. Vajda, R. Jimenez, S. J. Rosenthal, V. Fidler, G. R. Fleming and E. W. Castner J. Chem. Soc., Faraday Trans. **91**, 867, (1995).
- 10) N. Nandi and B. Bagchi J. Phys. Chem. **100**, 13914, (1996).
- 11) I. A. Beta, H. Bohlig and B. Hunger, Phys. Chem. Chem. Phys. **6**, 1975, (2004).
- 12) D. M. Willard, R. E. Riter and N. E. Levinger, J. Am. Chem. Soc. **120**, 4151, (1998).
- 13) K. Bhattacharyya Acc. Chem. Res. **36**, 95, (2003).
- 14) I. R. Piletic, H.-S. Tan and M. D. Fayer J. Phys. Chem. B. **109**, 21273, (2005).
- 15) H.-S. Tan, I. R. Piletic, R. E. Riter, N. E. Levinger and M. D. Fayer Phys. Rev. Lett. **94**, 057405, (2005).
- 16) I. R. Piletic, D. E. Moilanen, D. B. Spry, N. E. Levinger and M. D. Fayer, J. Phys. Chem. A. **110**, 4985, (2006).
- 17) D. E. Moilanen, E. E. Fenn, D. Wong and M. D. Fayer, J. Chem. Phys. **131**, 014704, (2009).

- 18) J. Faeder and B. M. Ladanyi, J. Phys. Chem. B **105**, 11148, (2001).
- 19) S. Senapati and M. L. Berkowitz J. Chem. Phys. **118**, 1937, (2003).
- 20) B. Jana, S. Pal and B. Bagchi, J. Phys. Chem. B **114**, 3633, (2010).
- 21) R. J. Glauber J. Math. Phys. **4**, 294, (1963).
- 22) J. L. Skinner J. Chem. Phys. **79**, 1955, (1983).
- 23) J. Budimir and J. L. Skinner, J. Chem. Phys. **82**, 5232, (1985).
- 24) B. Bagchi and A. Chandra J. Chem. Phys. **93**, 1955, (1990).
- 25) H. S. Carslaw and J. C. Jaeger, *Conduction of Heat in Solids* (Second Edition, Oxford University Press, 1959).

List of Figures

Figure 1

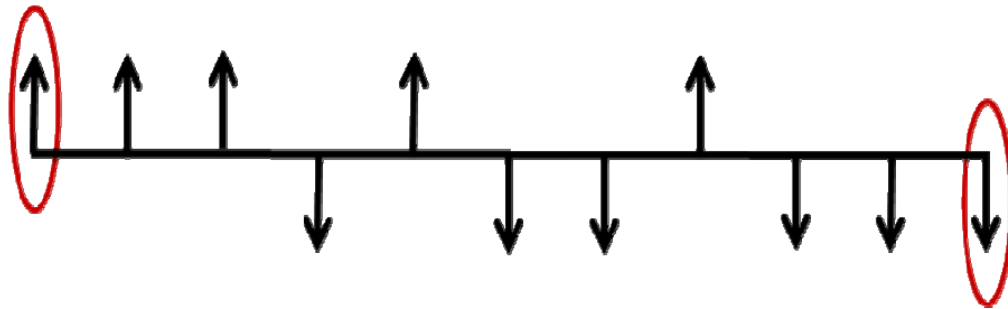


Figure 2

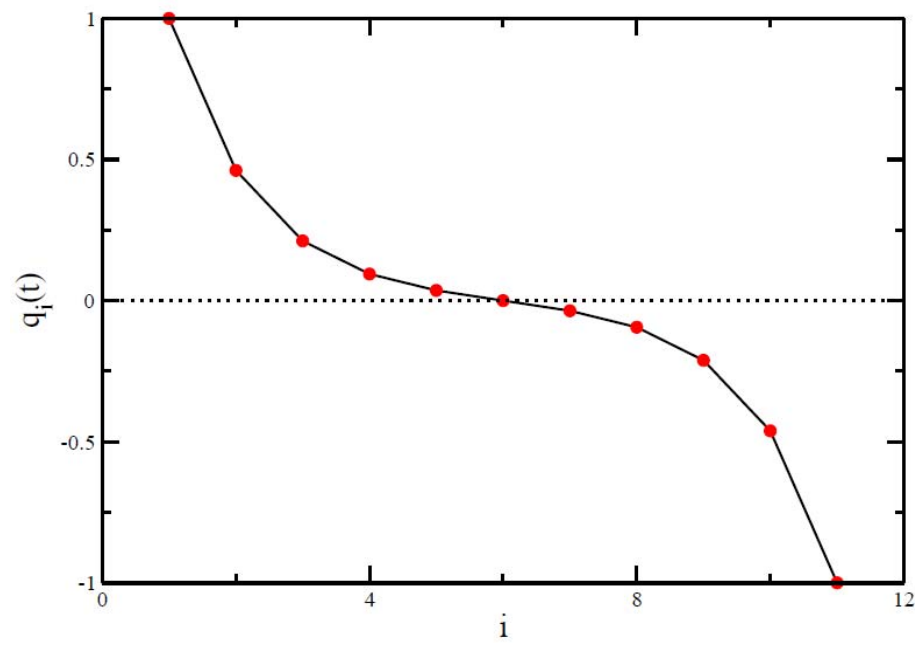


Figure 3

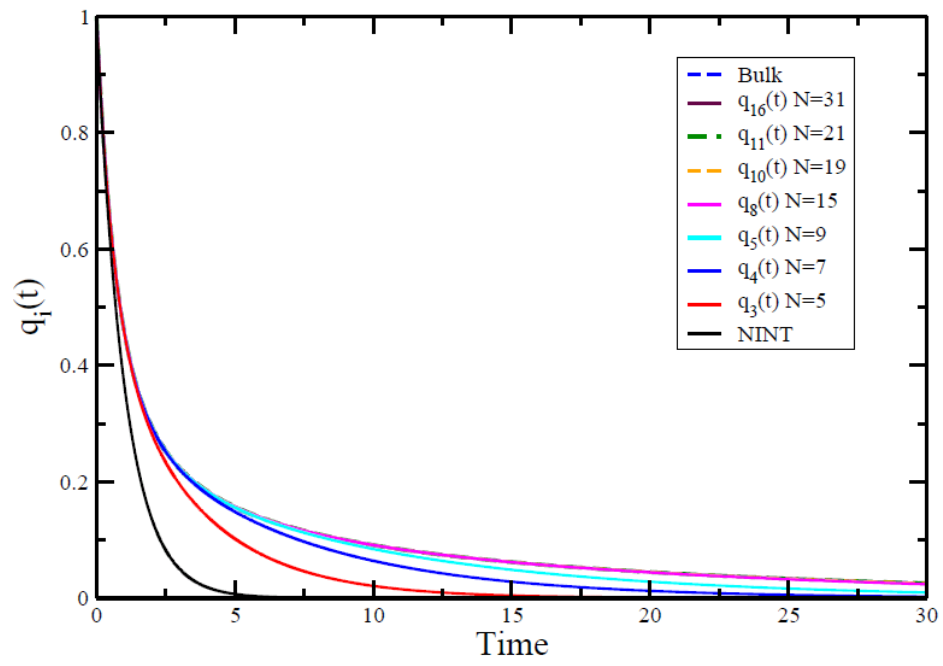


Figure 4

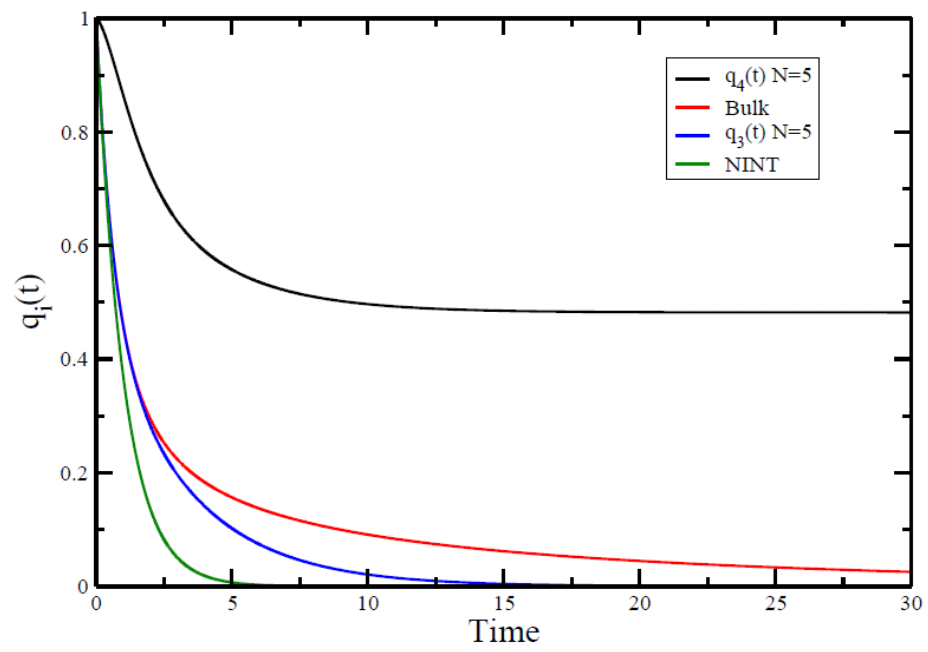


Figure 5

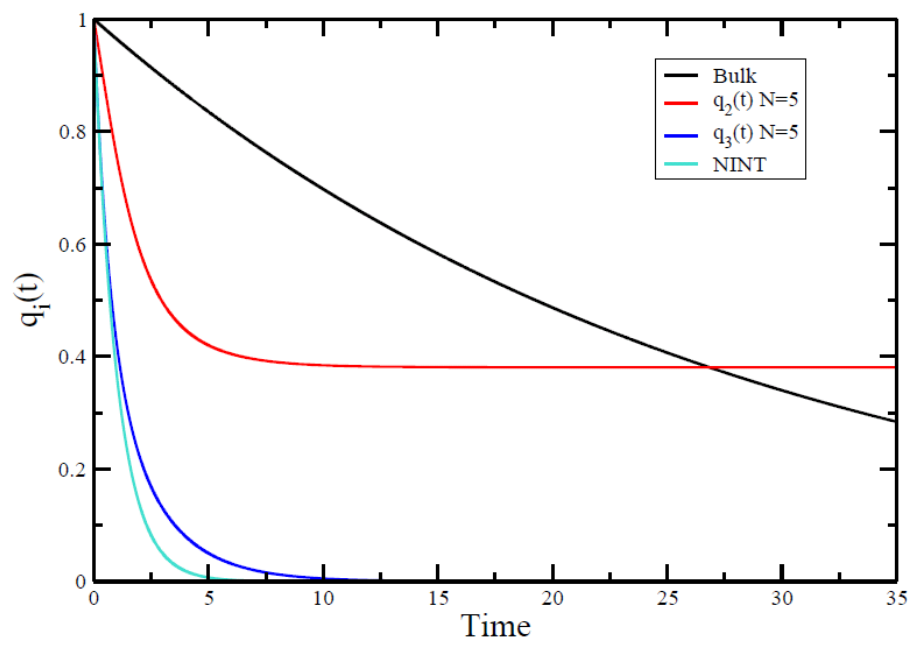
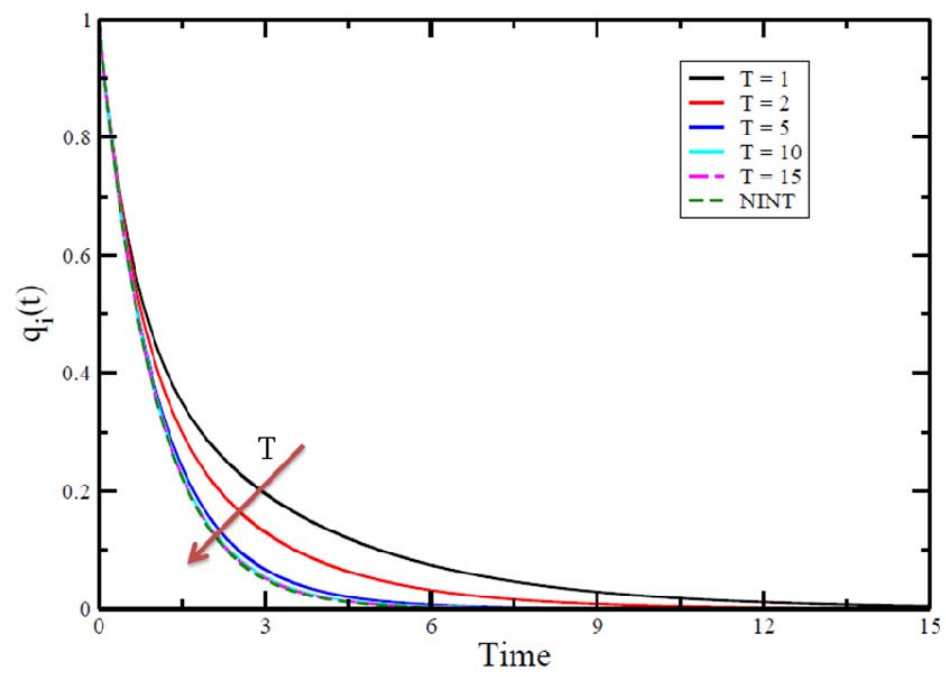


Figure 6



List of figure captions

Fig. 1: A random one dimensional Ising Chain Model with the spins at the boundary having fixed orientation

Fig. 2: The calculated average spin value for $N=11$ system along the chain

Fig. 3: Comparative plot of the calculated time dependent average spins $q_i(t)$, the central spin (the middle one) for different chain lengths ($N = 5$ (red, solid line), 7 (blue, solid line), 9 (cyan, solid line), 15 (magenta, solid line), 19 (orange, dashed line), 21 (green, dashed line), 31 (maroon, solid line)), bulk (blue, dashed line) and non interacting case (black, solid line) with temperature $T = 1.0J/k_B T$, $\alpha = 1$ and $dt = 1 \times 10^{-3}$.

Fig. 4: Plot of the calculated time dependent average spins $q_i(t)$, in various cases: a) $i = 3$ (blue), b) $i = 4$ (black) of $N=5$ spin system, c) bulk (red) and d) non interacting (green).

Fig. 5: Plot of the calculated time dependent average spins $q_i(t)$, averaged over initial condition in various cases: a) $i = 2$ (red), b) $i = 3$ (blue) of $N=5$ spin system, c) bulk (black) and d) non interacting (cyan).

Fig. 6: Plot of the calculated time dependent average spins $q_i(t)$ for $i = 3$ i.e. the central spin of $N = 5$ system at various temperatures; $T=1$ (black solid line), $T=2$ (red solid line), $T=5$ (blue solid line), $T=10$ (cyan solid line), $T=15$ (magenta dashed line) and non-interacting case (green dashed line).