

Spin Modulation in Semiconductor Lasers

Jeongsu Lee,¹ William Falls,¹ Rafal Oszwaldowski,^{1,2} and Igor Žutić¹

¹ Department of Physics, State University of New York at Buffalo, NY, 14260, USA

² Instytut Fizyki, Uniwersytet Mikołaja Kopernika, Grudziądzka 5/7, 87-100, Toruń, Poland

We provide an analytic study of the dynamics of semiconductor lasers with injection (pump) of spin-polarized electrons, previously considered in the steady-state regime. Using complementary approaches of quasi-static and small signal analyses, we elucidate how the spin modulation in semiconductor lasers can improve performance, as compared to the conventional (spin-unpolarized) counterparts. We reveal that the spin-polarized injection can lead to an enhanced bandwidth and desirable switching properties of spin-lasers.

Practical paths to spin-controlled devices are typically limited to magnetoresistive effects, successfully employed for magnetically storing and sensing information.^{1,2} However, spin-polarized carriers generated in semiconductors by circularly polarized light or electrical injection,^{1,3} can also enhance the performance of lasers, for communications and signal processing. While such spin-lasers already demonstrate a lower threshold current,⁴⁻⁶ as compared to their conventional (spin-unpolarized) counterparts, many theoretical challenges remain. Even in the steady-state regime, several surprises have only recently been revealed. For example, a very short spin relaxation time of holes can be advantageous,⁷ with the maximum threshold reduction larger than what was theoretically thought possible.^{7,8}

Some of the most attractive properties of conventional lasers lie in their dynamical performance.⁹ Here we explore novel opportunities offered by spin-polarized modulation. We generalize the rate equation (RE) approach^{9,10} to describe spin-lasers⁷ with a quantum well (QW), typically GaAs or (In,Ga)As, used as the active region.⁴⁻⁶ However, our analytical approach allows considering other materials for spin-lasers.¹¹ Spin-resolved electron and hole densities are n_{\pm} , p_{\pm} , where $+$ ($-$) denotes the spin up (down) component; the total carrier densities are $n = n_+ + n_-$, $p = p_+ + p_-$. For photon density we write $S = S^+ + S^-$, where $+$ ($-$) is the right (left) circularly-polarized component. Spin-polarized electrons, injected/pumped into the QW can be represented by a current¹² (density) $J = J_+ + J_-$ and the corresponding current polarization $P_J = (J_+ - J_-)/J$. Each of these quantities, X , can be decomposed into a steady-state X_0 and a modulated part $\delta X(t)$, $X = X_0 + \delta X(t)$.

We focus here on the harmonic amplitude and polarization modulation (*AM*, *PM*). *AM* for a steady-state polarization implies $J_+ \neq J_-$ (unless $P_J = 0$, as in conventional lasers⁹),

$$AM : J = J_0 + \delta J \cos(\omega t), \quad P_J = P_{J_0}, \quad (1)$$

where ω is the angular modulation frequency. *AM* is illustrated schematically in Fig. 1. Similar to the steady-state analysis,⁷ $P_J \neq 0$ leads to unequal threshold currents J_{T1} and J_{T2} (for S^{\mp} , majority and minority photons). For the injection $J_{T1} < J < J_{T2}$, we expect a modulation

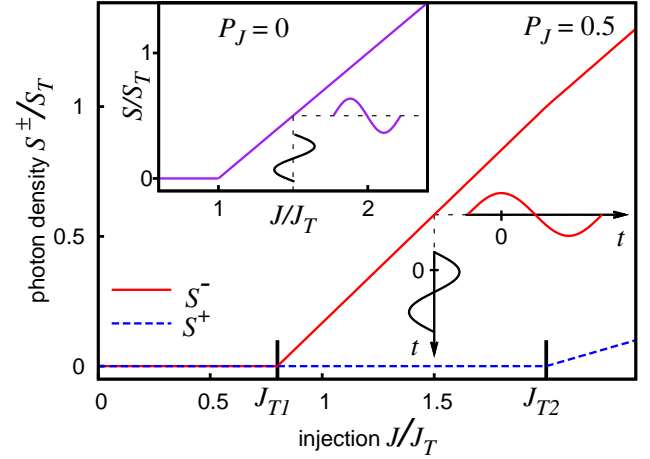


FIG. 1: (Color online) Amplitude modulation (*AM*). Circularly polarized photon densities, S^{\pm} , as a function of electron current J with polarization $P_J \equiv P_{J_0} = 0.5$ (readily realized optically or electrically, using a polarizer), for infinite electron spin relaxation time. J is normalized to the unpolarized threshold current J_T . Thresholds $J_{T1,2}$ correspond to S^{\mp} ($J_{T1} < J_T < J_{T2}$). S^{\pm} are normalized to the unpolarized photon density $S_T = S(2J_T)$. Vertical and horizontal harmonic curves show the modulation of (input) current and the resulting modulation of the (output) light. *AM* of a partially-polarized current $J < J_{T2}$ leads to the modulation of the fully-polarized output light (no S^+ component). Inset: For *AM* in a spin-unpolarized laser⁹ ($P_J = 0$), the photon densities S^+ and S^- ($S = S^+ + S^-$) undergo identical modulations.

of fully polarized light, even for a partially polarized injection. Such a modulation can be contrasted with *PM* which also has $J_+ \neq J_-$, but J remains constant

$$PM : J = J_0, \quad P_J = P_{J_0} + \delta P_J \cos(\omega t). \quad (2)$$

While an experimental implementation of the idealized *PM* [a fully time-independent J , in Eq. (2)] remains a challenge, we analyze it theoretically to note its potential advantages. Just as a decade ago there was an early progress towards electrical spin injection in semiconductors (now well-established¹), a recent progress in electrically tunable P_J ¹³ is encouraging that *PM* could be realized in future spin-lasers. Currently, optically injected

lasers with a controllable degree of circular polarization are more promising for implementing *PM*.^{4,6,14}

In QWs the spin relaxation time¹ for holes τ_s^p is much shorter than for electrons τ_s^n , so holes can be considered unpolarized, $p_{\pm} = p/2$. The charge neutrality condition, $p_{\pm} = n/2$, can then be used to decouple the REs for holes from those for electrons which become⁷

$$dn_{\pm}/dt = J_{\pm} - g_{\pm}(n_{\pm}, S)S^{\mp} - (n_{\pm} - n_{\mp})/\tau_s^n - R_{sp}^{\pm}, \quad (3)$$

$$dS^{\pm}/dt = \Gamma g_{\mp}(n_{\mp}, S)S^{\pm} - S^{\pm}/\tau_{ph} + \beta\Gamma R_{sp}^{\mp}, \quad (4)$$

where g_{\pm} is the spin-dependent optical gain, τ_{ph} is the photon lifetime, Γ is the optical confinement coefficient, β is the spontaneous-emission coupling coefficient. We consider the linear form of radiative spontaneous recombination¹⁵ $R_{sp}^{\pm} = n_{\pm}/\tau_r$, where τ_r is the recombination time.¹⁶ In conventional lasers ($P_J = 0$), the optical gain term, describing stimulated emission, can be modeled as⁹ $g(n, S) = g_0(n - n_{tran})/(1 + \epsilon S)$, where g_0 is the density-independent coefficient,⁵ n_{tran} is the transparency density, and ϵ is the gain compression factor.¹⁷ For $P_J \neq 0$, even at $\epsilon = 0$, the correct generalization⁷ $g(n, S) \rightarrow g_{\pm}(n_{\pm}, p_{\pm}, S) = g_0(n_{\pm} + p_{\pm} - n_{tran})$ differs from the previous expressions^{4,5} but, combined with the charge neutrality condition ($p_{\pm} = n/2$), it leads to the correct maximum threshold reduction.^{7,8} With small experimental values of ϵ in spin-lasers,^{4,5} the gain compression at moderate pumping intensities is almost negligible. Given the typical range^{4,5} of $\beta \sim 10^{-5} - 10^{-3}$, we mostly focus on the limit $\beta = 0$, for which the operating regimes of the spin-lasers can be simply described.

To develop a preliminary understanding of *AM* and *PM* in spin-lasers, we study analytically the quasi-static regime ($\omega \ll 1/\tau_{ph}, 1/\tau_r$). This implies that the steady-state results⁷ can be used to obtain *AM* (*PM*) with J_0 (P_{J0}) substituted by $J(t)$ ($P_J(t)$) and the injection J_{\pm} will be in phase with the response n_{\pm} and S^{\mp} . For typical parameters,^{4,5} we confirmed numerically that this regime is valid up to $\omega/2\pi \sim 10$ MHz. The steady-state results ($\epsilon = \beta = 0$) for the two threshold currents (see Fig. 1),

$$J_{T1} = J_T/[1 + |P_J|/(1 + 2w)], \quad J_{T2} = J_T/(1 - |P_J|), \quad (5)$$

remain directly applicable for *AM* and *PM*. Here $J_T = N_T/\tau_r$ is the unpolarized threshold current, $N_T = n(J \geq J_T) = (\Gamma g_0 \tau_{ph})^{-1} + n_{tran}$ is the electron threshold density, and $w = \tau_r/\tau_s^n$ is the ratio of the recombination and spin relaxation times. J_{T1} and J_{T2} in Eq. (5) delimit three regimes of a spin-laser: (i) For $J < J_{T1}$, the laser operates as a spin light-emitting diode (LED),¹ (ii) For $J_{T1} \leq J \leq J_{T2}$, there is a mixed operation: lasing only with one circular polarization (only S^- , if $P_J > 0$), while the other circular polarization is still in the spin-LED regime, and (iii) For $J \geq J_{T2}$, the laser is fully lasing with both $S^{\pm} > 0$.

These operating regimes, for large *AM* and *PM*, determine the time-dependence of electron and photon densities, normalized to N_T and $S_T = J_T\Gamma\tau_{ph}$, shown in Fig. 2. *AM* in the upper panel reveals S^{\pm} near $\omega t = 0, 2\pi$,

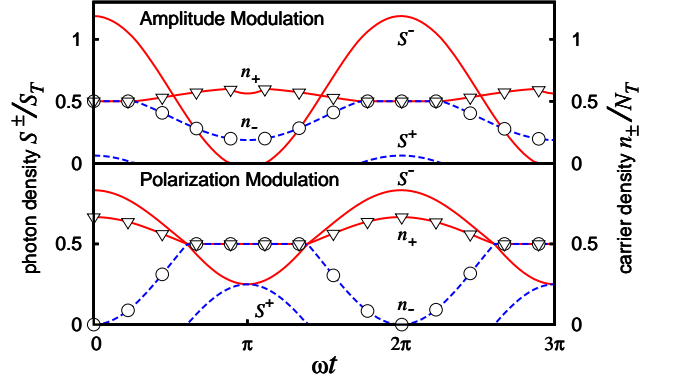


FIG. 2: (Color online) Time-dependence of the normalized photon and carrier densities, calculated analytically, in the quasi-static regime at steady-state current $J_0 = 1.5J_T$, and polarization $P_{J0} = 0.5$. The normalization constants are N_T and $S_T = J_T\Gamma\tau_{ph} = S(2J_T)$. Large amplitude and polarization modulation is assumed: $\delta J/J_0 = 0.5$ and $\delta P_J = 0.5$, respectively [Eqs. (1) and (2)]. The results, showing coupling of n_{\pm} with S^{\mp} [Eqs. (3) and (4)], are given for an infinite spin relaxation time, $w = 0$, and $\beta = \epsilon = 0$. For $J > J_{T2}$ (a fully lasing regime), S^+ is in-phase with S^- for *AM* (upper panel) and S^+ has an opposite phase to S^- for *PM* (lower panel), while n_{\pm} are pinned at $N_T/2$.

corresponding to $J > J_{T2}$ (a fully lasing regime) and a constant $n_+ = n_-$. With time evolution the laser enters the mixed regime $J_{T1} < J < J_{T2}$ (only lasing with S^- , Fig. 1). If $P_J \geq 0$, for both *AM* and *PM* (discussed below) the photon densities in Fig. 2 can be expressed as

$$S^-/S_T = (2/3)[J/J_T(1 + P_J/2) - 1], \quad S^+/S_T = 0, \quad (6)$$

where J and P_J are given by either Eq. (1) or (2). For $P_J \leq 0$, the expressions for S^+ and S^- in Eq. (6) are simply exchanged. Finally, near $\omega t = \pi, 3\pi$, no emitted S^{\pm} implies $J < J_{T1}$ (the spin-LED regime). *PM* in the lower panel shows only $J > J_{T1}$ (S^- is present). The fully lasing regime, near $\omega t = \pi, 3\pi$, corresponds to constant n , even as $P_J(t)$ varies.

The quasi-static approach allowed us to consider analytically large signal modulation (both for *AM* and *PM*), usually only studied numerically. We next turn to the complementary approach for laser dynamics, i.e., small signal analysis (SSA), limited to a small modulation ($|\delta J/J_0| \ll 1$ for *AM* and $|\delta P_J| \ll 1, |P_{J0} \pm \delta P_J| < 1$ for *PM*¹⁸) but valid for all frequencies. We confirmed that the two approaches coincide in the common region of validity. Our SSA for spin-lasers proceeds as in conventional lasers.^{9,19} The decomposition $X = X_0 + \delta X(t)$ for J_{\pm} , n_{\pm} , and S^{\pm} is substituted in Eqs. (3) and (4). The modulation terms can be written as $\delta X(t) = \text{Re}[\delta X(\omega)e^{-i\omega t}]$. We then analytically calculate $\delta n_{\pm}(\omega)$, $\delta S_{\pm}(\omega)$ and the appropriate generalized frequency response functions $R_{\pm}(\omega) = |\delta S^{\mp}(\omega)/\delta J_{\pm}(\omega)|$, which reduce to the conventional form⁹ $R(\omega) = |\delta S(\omega)/\delta J(\omega)|$, in the $P_J = 0$ limit. From SSA we obtain the resonance

in the modulation response $R_{\pm}(\omega)$, also known as “relaxation oscillation frequency,” $\omega_R/2\pi$. For $P_{J0} = 0$ and $J > J_{T2}$, we find

$$\begin{aligned} \omega_R^{AM} &\approx \sqrt{2}\omega_R^{PM} \approx [\Gamma g_0(N_T/\tau_r)(J_0/J_T - 1)]^{1/2} \\ &= (g_0 S_0/\tau_{ph})^{1/2}, \end{aligned} \quad (7)$$

where ω_R^{AM} recovers the standard result.⁹ For $P_{J0} \neq 0$ and $J_{T1} < J < J_{T2}$

$$\begin{aligned} \omega_R^{AM} = \omega_R^{PM} &\approx [\Gamma g_0(N_T/\tau_r)(1 + |P_{J0}|/2)J_0/J_T - 1]^{1/2} \\ &= (3g_0 S_0^-/2\tau_{ph})^{1/2}. \end{aligned} \quad (8)$$

Such ω_R correspond to a peak in the frequency response and can be used to estimate its bandwidth,⁹ a frequency where the normalized response $R(\omega/2\pi)/R(0)$ decreases to -3 dB.

We can now look for possible advantages in the dynamic operation of spin-lasers, as compared to their conventional counterparts. From Eq. (8) we infer that the spin-polarized injection increases ω_R and thus increases the laser bandwidth – an important figure of merit.⁹ In Fig. 3 these trends are visible in the normalized frequency response. Results for $P_{J0} = 0$ (using finite^{4,5} ϵ and β) show that our analytical approximations for $\epsilon = \beta = 0$ are an accurate description of *AM* and *PM*, at moderate pumping power. The increase of ω_R and the bandwidth with P_{J0} , for *AM* and *PM*, can be understood as the dynamic manifestation of threshold reduction with increasing P_{J0} . With $\omega_R \propto (S_0^-)^{1/2}$ [Eq. (8)], the situation is analogous to the conventional lasers: ω_R and the bandwidth both increase with the square root of the output power^{9,19} ($S_0^+ = 0$ for $J_{T1} < J < J_{T2}$). An important advantage of spin-lasers is that the increase in S_0^- can be achieved even at *constant* input power (i.e., $J = J_T$), simply by increasing P_{J0} . Additionally, a larger P_{J0} allows for a larger J_0 (maintaining $J_{T1} < J_0 < J_{T2}$), which can further enhance the bandwidth, as seen in Eq. (8). For $P_{J0} = 0.9$, J_0 can be up to $10 J_T$, from Eq. (5).

We next examine the effects of finite τ_s^n , shown for $w = 1$ and $P_{J0} = 0.5$. *AM* results follow a plausible trend: ω_R and the bandwidth monotonically decrease and eventually attain “conventional” values for $\tau_s^n \rightarrow 0$ ($w \rightarrow \infty$). The situation is rather different for *PM*: seemingly detrimental spin relaxation *enhances* the bandwidth and the peak in the frequency response, as compared to the long τ_s^n limit ($w = 0$). A shorter τ_s^n will reduce P_J and thus the amplitude of modulated light. Since $\delta S^-(0)$ decreases faster with w than $\delta S^-(\omega > 0)$, we find an increase in the normalized response function, shown in Fig. 3. The increase in the bandwidth comes at the cost of a reduced modulation signal.

The above considered trends allow us to infer some other possible advantages of *PM* at fixed injection. In the quasi-static approximation, for $J > J_{T2}$, constant $n_+ = n_- = N_T/2$ (Fig. 2) implies that *PM* would be feasible at a reduced chirp (α -factor), since $\delta n(t)$, which is a chirp

source in *AM*, is eliminated.¹⁹ These findings in the limit

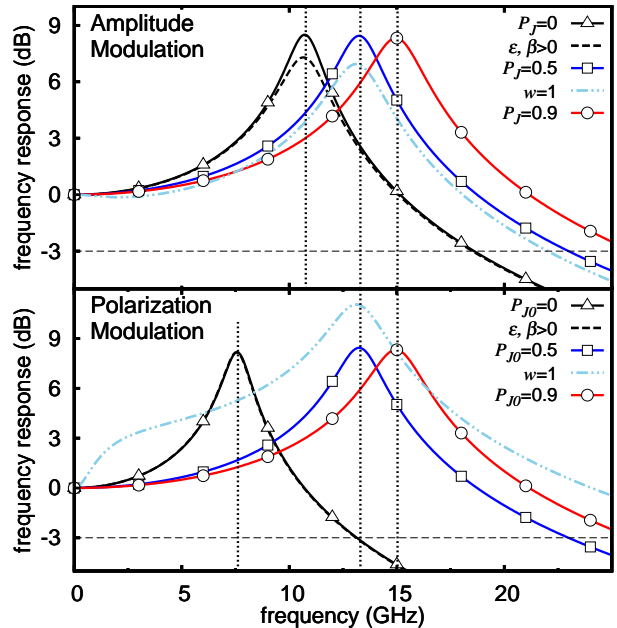


FIG. 3: (Color online) Small signal analysis of amplitude and polarization modulation (*AM*, *PM*) for $\delta J/J_0 = 0.01$ and $\delta P_J = 0.01$, at $J_0 = 1.9J_T$. The frequency response function $|\delta S^-(\omega)/J_+(\omega)|$ is normalized to the corresponding $\omega = 0$ value. Results are shown for $\tau_r = 200$ ps, $\tau_{ph} = 1$ ps, in the limit of $w = 0$, and $\beta = \epsilon = 0$, except broken lines for $w = 1$, $\beta = 10^{-4}$, and $\epsilon = 2 \times 10^{-18}$ cm³. The frequency response at -3 dB value gives the bandwidth of the laser.⁹ The vertical lines denote approximate peak positions evaluated at $w = \epsilon = \beta = 0$ from Eq. (8), except for *PM* at $P_{J0} = 0$ evaluated from Eq. (7). When $P_{J0} = 0$ there is a small difference between $\epsilon = \beta = 0$ and finite ϵ, β results for *AM*, but this difference is nearly invisible for *PM*.

of low-frequency and $\epsilon = \beta = 0$, can be combined with SSA in Fig. 3, revealing substantially smaller ϵ, β effects for *PM* than *AM*, to suggest that the reduced chirp and therefore desirable switching properties of spin-lasers can be expected for a broad range of parameters.

In this work we predict an improved performance of spin-lasers and show how it can be understood from the threshold reduction experimentally demonstrated for the steady-state regime.⁴⁻⁶ Future advances in spin-lasers may depend on progress in magnetic memories and data storage. Answers to the key questions in these areas, about ultra-fast magnetization dynamics and timescales for magnetization reversal,²⁰ may also determine the switching speed limit in the modulation of electrically pumped spin-lasers.

This work was supported by the U.S. ONR, AFOSR-DCT, and NSF-ECCS CAREER. We thank H. Dery, C. Gøthgen, A. Petrou, G. Strasser, and X. Zhang for stimulating discussions.

-
- ¹ I. Žutić, J. Fabian, and S. Das Sarma, *Rev. Mod. Phys.* **76**, 323 (2004).
- ² J. Fabian, A. Mathos-Abiague, C. Ertler, P. Stano, and I. Žutić, *Acta Phys. Slov.* **57**, 565 (2007).
- ³ *Optical Orientation*, edited by F. Meier and B. P. Zakharchenya (North-Holland, New York, 1984); I. Žutić, J. Fabian, and S. Das Sarma, *Phys. Rev. B* **64**, 121201(R) (2001).
- ⁴ J. Rudolph, D. Hägele, H. M. Gibbs, G. Khitrova, and M. Oestreich, *Appl. Phys. Lett.* **82**, 4516 (2003); J. Rudolph, S. Döhrmann, D. Hägele, M. Oestreich, and W. Stolz, *Appl. Phys. Lett.* **87**, 241117 (2005).
- ⁵ M. Holub, J. Shin, D. Saha, and P. Bhattacharya, *Phys. Rev. Lett.* **98**, 146603 (2007); M. Holub and P. Bhattacharya, *J. Phys. D: Appl. Phys.* **40**, R179 (2007).
- ⁶ S. Hövel, A. Bischoff, N. C Gerhardt, M. R. Hofmann, T. Ackemann, A. Kroner, and R. Michalzik, *Appl. Phys. Lett.* **92**, 041118 (2008).
- ⁷ C. Gøthgen, R. Oszwaldowski, A. Petrou, and I. Žutić, *Appl. Phys. Lett.* **93**, 042513 (2008).
- ⁸ I. Vurgaftman, M. Holub, B. T. Jonker, and J. R. Mayer, *Appl. Phys. Lett.* **93**, 031102 (2008).
- ⁹ S. L. Chuang, *Physics of Optoelectronic Devices* (Wiley, New York, 1995).
- ¹⁰ See, e.g., H. Dery and G. Eisenstein, *IEEE J. Quant. Electron.* **40**, 1398 (2004); M. San Miguel, O. Feng, and J. V. Moloney, *Phys. Rev. A* **82**, 1728 (1995).
- ¹¹ M. Oestreich, J. Rudolph, R. Winkler, and D. Hägele, *Superlattices Microstruct.* **37**, 306 (2005).
- ¹² Normalized to unit charge and an effective volume in the QW region.
- ¹³ P. Li and H. Dery, *Appl. Phys. Lett.* **94**, 192108 (2009); S. A. Crooker, E. S. Garlid, A. N. Chantis, D. L. Smith, K. S. M. Redd, Q. O. Hu, T. Kondo, and C. J. Palmstrøm, *Phys. Rev. B* **80**, 041305 (2009).
- ¹⁴ S. Hallstein, J. D. Berger, M. Hilpert, H. C. Schneider, W. W. Rühle, F. Jahnke, S. W. Koch, H. M. Gibbs, G. Khitrova, M. Oestreich, *Phys. Rev. B* **56**, R7076 (1997), fast spin precession of electrons in an applied magnetic field could be used for PM with $\omega/2\pi > 40$ GHz. ; H. Ando, T. Sogawa, and H. Gotoh, *Appl. Phys. Lett.* **73**, 566 (1998).
- ¹⁵ I. Žutić, J. Fabian, and S. C. Erwin, *Phys. Rev. Lett.* **97**, 026602 (2006); equilibrium densities are negligibly small for laser operation.
- ¹⁶ A recombination quadratic in carrier densities was analyzed in Ref. 7.
- ¹⁷ J. Huang and L. W. Casperson, *Opt. Quantum Electron.* **25**, 369 (1993).
- ¹⁸ These constraints could be relaxed with the generation of pure spin currents implying $P_J > 1$, demonstrated optically and electrically, as discussed in Ref. 1 and M. J. Stevens, A. L. Smirl, R. D. R. Bhat, A. Najmaie, J. E. Sipe, and H. M. van Driel, *Phys. Rev. Lett.* **90**, 136603 (2003).
- ¹⁹ A. Yariv, *Optical Electronics in Modern Communications, 5th Edition* (Oxford, 1997).
- ²⁰ S. Garzon, L. Ye, R. A. Webb, T. M. Crawford, M. Covington, and S. Kaka, *Phys. Rev. B* **78**, 180401(R) (2008).