

Associated production of a neutral top-Higgs with a heavy-quark pair in the $\gamma\gamma$ collisions at ILC

Jinshu Huang*

*College of Physics & Information Engineering, Henan Normal University, Xinxiang 453007, People's Republic of China;
College of Physics & Electric Engineering, Nanyang Normal University, Nanyang 473061, People's Republic of China*

Gongru Lu† and Wei Xu

College of Physics & Information Engineering, Henan Normal University, Xinxiang 453007, People's Republic of China

Shuaiwei Wang

College of Physics & Electric Engineering, Nanyang Normal University, Nanyang 473061, People's Republic of China

(Dated: November 9, 2018)

We have studied the associated production processes of a neutral top-Higgs in the topcolor assisted technicolor model with a pair of heavy quarks in $\gamma\gamma$ collisions at the International Linear Collider (ILC). We find that the cross section for $t\bar{t}h_t$ in $\gamma\gamma$ collisions is at the level of a few fb with the c.m. energy $\sqrt{s} = 1000$ GeV, which is consistent with the results of the cross section of $t\bar{t}H$ in the standard model and the cross section of $t\bar{t}h$ in the minimal supersymmetric standard model and the littlest Higgs models. It should be clear that hundreds of to thousands of h_t per year can be produced at the ILC. This process of $\gamma\gamma \rightarrow t\bar{t}h_t$ is really interesting in testing the standard model and searching the signs of technicolor.

PACS numbers: 12.60.Nz, 14.65.Ha, 14.80.Cp

I. INTRODUCTION

The electroweak symmetry breaking (EWSB) mechanism remains an open question in spite of the success of the standard model (SM) compared with the precision measurement data. With the advent of the new collider technique, high energy and high intensity photon beams can be obtained by using Compton laser photons scattering off the colliding electron and positron beams [1]. The collisions of high energy photons produced at the linear collider provide a comprehensive laboratory for testing the SM and probing new physics beyond the SM [2].

As we know, the initial technicolor (TC) [3], as a theory of dynamical EWSB, is one of the important candidates for new physics beyond the SM, especially the topcolor assisted technicolor (TC2) model proposed by C. T. Hill [4]. This combines technicolor with topcolor, with the former mainly responsible for EWSB and the latter for generating a major part of the top quark mass. Since this model could provide rational answers to some of the questions, it is of significant interest. This model predicts three top-pions (π_t^0, π_t^\pm) and one top-Higgs (h_t) with large Yukawa couplings to the third generation quarks, so these new particles can be regarded as a typical feature of the model. Many signals of the model have already been studied in the work environment of linear colliders and hadron hadron colliders [5–7], but much of the attention was focused on the neutral and charged top pions and new gauge bosons. Here we wish to discuss the prospects

of neutral top-Higgs.

In the SM, the Higgs boson associated production with a pair of top quarks in the high energy photon collisions has been calculated [8], and Reference [9] presents a study of the process $\gamma\gamma \rightarrow t\bar{t}\phi$ ($\phi = h^0, H^0, A^0$) in the minimal supersymmetric standard model (MSSM). The authors of Ref. [10] investigated the associated $t\bar{t}h^0$ production process $e^+e^- \rightarrow \gamma\gamma \rightarrow t\bar{t}h^0$ at the future e^+e^- linear colliders up to QCD next-to-leading order in the frameworks of the littlest Higgs (LH) model and its extension with T-parity (LHT). In Ref. [11], the authors have calculated the associated production of neutral top-pion with a heavy-quark pair in $\gamma\gamma$ collisions. In this paper, we will study the associated production of a neutral top-Higgs with a heavy-quark pair in $\gamma\gamma$ collisions at the International Linear Collider (ILC).

II. THE CROSS SECTION OF $f\bar{f}h_t$ IN THE HIGH ENERGY $\gamma\gamma$ COLLISIONS

As a rough estimate, we only consider the process $\gamma(p_1)\gamma(p_2) \rightarrow f(p_3)\bar{f}(p_4)h_t(p_5)$ ($f = t, b$) at the tree level. The Feynman diagrams are shown in Fig. 1, in which those diagrams with the interchange of the two incoming photons are not shown.

The amplitudes for this process are given by

$$M_f^{(a)} = \frac{e^2 Q_f^2 m_f^*}{\sqrt{2} f_{\pi_t}} G(p_3 - p_1, m_f) G(p_2 - p_4, m_f) \times \\ \bar{u}_f(p_3) \not{\epsilon}(p_1) (\not{p}_3 - \not{p}_1 + m_f) (\not{p}_2 - \not{p}_4 \\ + m_f) \not{\epsilon}(p_2) v_f(p_4), \quad (1)$$

*Electronic address: jshuang@vip.sina.com

†Electronic address: lugongru@sina.com

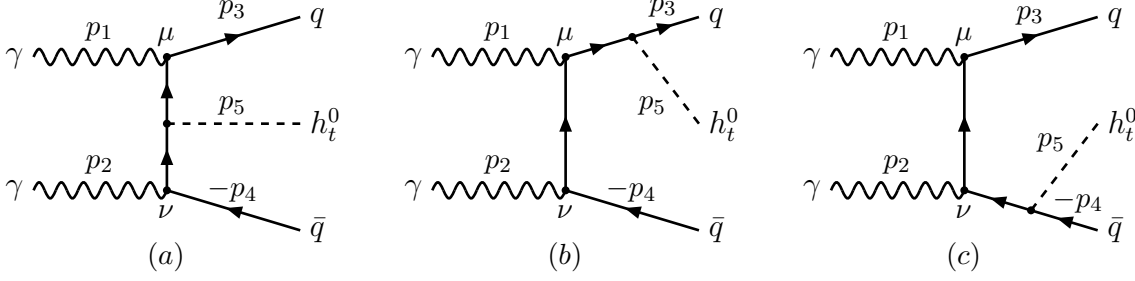


FIG. 1: Feynman diagrams for $f\bar{f}h_t$ associated production in $\gamma\gamma$ collisions. It is not plotted for those diagrams showing the interchange of the two incoming photons.

$$M_f^{(b)} = \frac{e^2 Q_f^2 m_f^*}{\sqrt{2} f_{\pi_t}} G(p_3 + p_5, m_f) G(p_2 - p_4, m_f) \times \\ \bar{u}_f(p_3) (\not{p}_3 + \not{p}_5 + m_f) \not{\epsilon}(p_1) (\not{p}_2 - \not{p}_4 \\ + m_f) \not{\epsilon}(p_2) v_f(p_4), \quad (2)$$

$$M_f^{(c)} = \frac{e^2 Q_f^2 m_f^*}{\sqrt{2} f_{\pi_t}} G(p_3 - p_1, m_f) G(-p_4 - p_5, m_f) \times \\ \bar{u}_f(p_3) \not{\epsilon}(p_1) (\not{p}_3 - \not{p}_1 + m_f) \not{\epsilon}(p_2) (-\not{p}_4 \\ - \not{p}_5 + m_f) v_f(p_4). \quad (3)$$

The amplitudes for those diagrams with the interchange of the two incoming photons can be directly obtained by interchanging p_1, p_2 in the above amplitudes. Here the subindex $f = t, b$, m_t^* and m_b^* denote the masses of the top quark and bottom quark generated by the topcolor interaction, $m_t^* = (1 - \varepsilon)m_t$ ($\varepsilon \approx 0.03 - 0.1$), $m_b^* = k6.6$ GeV ($k \approx 0.1 - 1$) [4], and the function G denotes

$$G(p, m) = \frac{1}{p^2 - m^2}. \quad (4)$$

With the above amplitudes, we can directly obtain the cross section $\hat{\sigma}(\hat{s})$ for the subprocess $\gamma\gamma \rightarrow f\bar{f}h_t$, and the total cross section at the e^+e^- linear collider can be obtained by folding the elementary cross section $\sigma(\hat{s})$ for the subprocess $\gamma\gamma \rightarrow f\bar{f}h_t$ with the photon luminosity at the e^+e^- colliders given in Ref. [12], i.e.,

$$\sigma(s) = \int_{x_{\min}}^{x_{\max}} dx_1 \int_{x_{\min} x_{\max}/x_1}^{x_{\max}} dx_2 F_{\gamma/e}(x_1) F_{\gamma/e}(x_2) \hat{\sigma}(\hat{s}), \quad (5)$$

where \sqrt{s} and $\sqrt{\hat{s}}$ are the e^+e^- and $\gamma\gamma$ center-of-mass (c.m.) energies, respectively.

For unpolarized initial electron and laser beams, the energy spectrum of the backscattered photon is given by [8, 12]

$$F_{\gamma/e}(x) = \frac{1}{D(\xi)} \left[1 - x + \frac{1}{1-x} - \frac{4x}{\xi(1-x)} + \frac{4x^2}{\xi^2(1-x^2)} \right], \quad (6)$$

with

$$D(\xi) = \left(1 - \frac{4}{\xi} - \frac{8}{\xi^2}\right) \ln(1 + \xi) + \frac{1}{2} + \frac{8}{\xi} - \frac{1}{2(1 + \xi)^2}, \quad (7)$$

where $\xi = 4E_e E_0 / m_e^2$, in which m_e and E_e denote, respectively, the incident electron mass and energy, E_0 denotes the initial laser photon energy, and $x_i = E_i / E_e$ is the fraction which represents the ratio between the scattered photon and the initial electron energy for the backscattered photons moving along the initial electron direction. $F_{\gamma/e}(x)$ vanishes for $x > x_{\max} = E_{\max} / E_e = \xi / (1 + \xi)$. In order to avoid the creation of e^+e^- pairs by the interaction of the incident and backscattered photons, we require $E_0 x_{\max} \leq m_e^2 / E_e$, which implies $\xi \leq 2 + 2\sqrt{2} \approx 4.8$ [8, 13]. For the choice $\xi = 4.8$, it can obtain

$$x_{\max} \approx 0.83, \quad D(\xi) \approx 1.8. \quad (8)$$

The minimum value for x is then determined by the production threshold

$$x_{\min} = \frac{\hat{s}_{\min}}{x_{\max} s}, \quad \hat{s}_{\min} = (2m_f + m_{h_t})^2. \quad (9)$$

III. NUMERICAL RESULTS AND CONCLUSIONS

In our numerical evaluation, we take a set of independent input parameters which are known from current experiment. The input parameters are $m_t = 171.2$ GeV, $m_b = 4.2$ GeV, $\alpha = 1/137.04$ and $\Gamma_t = 1.377$ GeV [14]. For the c.m. energies of the ILC, we choose $\sqrt{s} = 500, 1000$ GeV according to the ILC Reference Design Report [15].

According to the idea of TC2, the masses of the first and second generation quarks are all generated by the extended TC (ETC) interactions. Then, the difference between ξ_U and ξ_D for, respectively, the coupling coefficients techniquark to up- and down-type quarks reflects the mass difference between the charm and strange

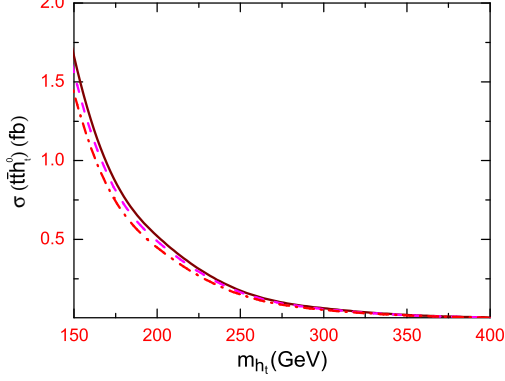


FIG. 2: The total cross section of $e^+e^- \rightarrow \gamma\gamma \rightarrow t\bar{t}h_t$ versus m_{h_t} with $\sqrt{s} = 1000$ GeV for $\varepsilon = 0.03$ (solid), 0.06 (dashed) and 0.1 (dot-dashed).

quarks [16]. So we have $m'_t = (m_c/m_s)m'_b$, where m'_t and m'_b are the top- and bottom-quark masses generated by ETC interactions, respectively. Since m'_b is very small, we take approximatively $m'_b \approx m_b = 4.2$ GeV. The parameter ε and the mass of neutral top-Higgs h_t are all model-dependent. We select them as free parameters, $\varepsilon \sim (0.03, 0.06, 0.1)$ and $150 \text{ GeV} \leq m_{h_t} \leq 400 \text{ GeV}$, to estimate the total cross section of $f\bar{f}h_t$ associated production in the high energy photon collisions at the ILC. The final numerical results are summarized in Figs. 2-4.

The cross section $\sigma(e^+e^- \rightarrow \gamma\gamma \rightarrow t\bar{t}h_t)$ versus the parameter m_{h_t} for various values ε when $\sqrt{s} = 1000$ GeV is given in Fig. 2. Because for $t\bar{t}h_t$ production the c.m. energy $\sqrt{s} = 500$ GeV is too low to produce it, we only consider the case of $\sqrt{s} = 1000$ GeV. From this figure, we can see that: (i) the cross section decreases rapidly as m_{h_t} increases. This is natural since the phase space is depressed strongly by large m_{h_t} ; (ii) the decrease in the cross section is slight, with ε from 0.03, 0.06 to 0.1; and (iii) the maximum of the cross section reaches the level of a few fb when $m_{h_t} \approx 150$ GeV.

In Fig. 3 (a) and (b), we plot the distributions of the transverse momenta of the final states (p_T^t and p_T^h) for the process $\gamma\gamma \rightarrow t\bar{t}h_t^0$ at the ILC. Because of the CP conservation, the distributions of the transverse momentum of anti-top quark, $p_T^{\bar{t}}$, should be the same as that of $d\sigma/dP_T^t$ shown in Fig. 3 (a). From these two diagrams, we can find that, (i) when $m_{h_t} = 150$ GeV, the signs of associated production $t\bar{t}h_t^0$ in the regions around $p_T^t \sim 140$ GeV and $p_T^h \sim 100$ GeV are more significant than in other regions, (ii) when $m_{h_t} = 300$ GeV, the significant regions of associated production $t\bar{t}h_t^0$ are around $p_T^t \sim 80$ GeV and $p_T^h \sim 90$ GeV. However, their widths are rather large but their values are quite small.

Fig. 4 gives the results of another associated production $b\bar{b}h_t$ in $\gamma\gamma$ collisions. We find that the cross section of $b\bar{b}h_t$ production is much smaller than that of $t\bar{t}h_t$

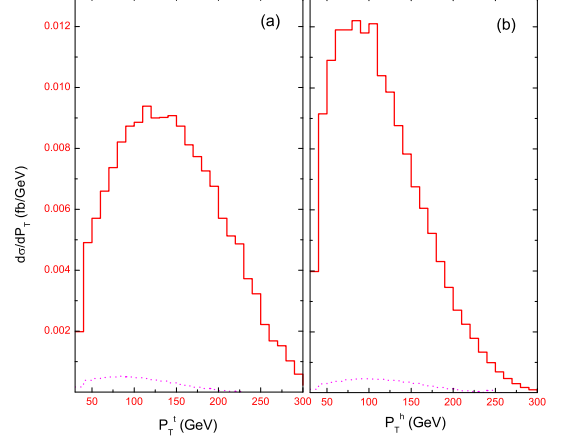


FIG. 3: The distributions of the transverse momenta of the final states (p_T^t and p_T^h) for the process $\gamma\gamma \rightarrow t\bar{t}h_t^0$ at the ILC with $\sqrt{s} = 1000$ GeV. The solid lines and dotted lines denote the cases of $m_{h_t} = 150$ GeV and 300 GeV, respectively.

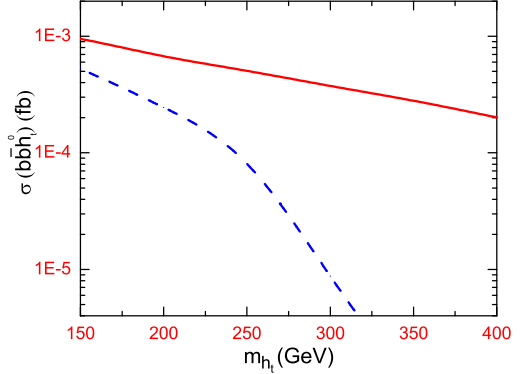


FIG. 4: The curve of $\sigma(e^+e^- \rightarrow \gamma\gamma \rightarrow b\bar{b}h_t)$ vs. m_{h_t} for $\sqrt{s} = 500$ GeV (solid), 1000 GeV (dashed).

production and is only of the order of $10^{-3} \sim 10^{-4}$ fb. Therefore, it is difficult to detect indirectly h_t via the process $\gamma\gamma \rightarrow b\bar{b}h_t$ at the ILC.

We know that the ILC is the important next generation linear collider. According to the ILC Reference Design Report [15], the ILC is determined to run with $\sqrt{s} = 500$ GeV (upgradeable to 1000 GeV), and the total luminosity required is $L = 500 \text{ fb}^{-1}$ for the first four-year operation and $L = 1000 \text{ fb}^{-1}$ during the first phase of operation with $\sqrt{s} = 500$ GeV. It means that hundreds of to thousands of h_t per year can be produced in high energy photon collisions at the ILC.

The cross section of the Higgs boson in the SM associated production with a pair of top quarks in the high

energy photon collisions is at the level of a few fb [8]. The study of the process $\gamma\gamma \rightarrow t\bar{t}\phi$ ($\phi = h^0, H^0, A^0$) in the MSSM shows that the associated h^0 production is dominant when $\tan\beta$ is not too large, with the cross section of 1 fb or higher for the favorable parameters [9]. For the effects of the little Higgs models on $t\bar{t}h^0$ production via $\gamma\gamma$ collision at linear colliders, the authors of Ref. [10] studied the associated $t\bar{t}h^0$ production process $e^+e^- \rightarrow \gamma\gamma \rightarrow t\bar{t}h^0$ at the future e^+e^- linear colliders up to QCD next-to-leading order in the frameworks of the littlest Higgs (LH) model and its extension with T-parity (LHT), and presented the regions of $\sqrt{s} - f$ parameter space and the production rates of process $\gamma\gamma \rightarrow t\bar{t}h^0$ in different photon polarization collision modes, and drew a conclude that one could observe the effects contributed by the LH or LHT model on the cross section for the process $e^+e^- \rightarrow \gamma\gamma \rightarrow t\bar{t}h^0$ in a reasonable parameter space, or might put more stringent constraints on the LH/LHT parameters in the future experiments at linear colliders.

Because h_t is also a scalar particle, its cross section is basically consistent with the results of the cross section of $t\bar{t}H$ in the SM and the cross section of $t\bar{t}h$ in the MSSM at the level of a few fb. Therefore, if the ILC experiment could detect a scalar particle, we need to affirm

which model it is from, and it will further require more experimental data and theoretical analysis.

In summary, we have studied the associated production processes of a neutral top-Higgs in the TC2 model with a pair of heavy quarks in $\gamma\gamma$ collisions at the ILC. We find that the cross section for $t\bar{t}h_t$ in $\gamma\gamma$ collisions is at the level of a few fb with the c.m. energy $\sqrt{s} = 1000$ GeV, which coincides with the results of the cross section of $t\bar{t}H$ in the SM and the cross section of $t\bar{t}h$ in the MSSM. It should be clearly visible for hundreds to thousands of h_t per year produced by the ILC, so the process of $\gamma\gamma \rightarrow t\bar{t}h_t$ is of great interest in testing the standard model and searching the signs of technicolor. Certainly, we need more evidence in order to affirm the existence of h_t .

ACKNOWLEDGMENTS

This project was supported in part by the National Natural Science Foundation of China under Grant Nos. 10975047, and 10979008; the Natural Science Foundation of Henan Province under No. 092300410205.

-
- [1] I. F. Ginzburg *et al.*, Nucl. Instrum. Methods **205**, 47 (1983).
 - [2] S. J. Brodsky and P. M. Zerwas, Nucl. Instrum. Methods A **355**, 19 (1995).
 - [3] S. Weinberg, Phys. Rev. D **13**, 974 (1976); E. Farhi and L. Susskind, Phys. Rept. **74**, 277 (1981); J. R. Ellis *et al.*, Nucl. Phys. B **182**, 529 (1981).
 - [4] C. T. Hill, Phys. Lett. B **345**, 483 (1995); K. Lane and E. Eichten, *ibid.* **352**, 382 (1995); K. Lane, Phys. Rev. D **54**, 2204 (1996); H. J. He and C. P. Yuan, Phys. Rev. Lett. **83**, 28 (1999).
 - [5] J. J. Cao, Z. H. Xiong, and J. M. Yang, Phys. Rev. D **76**, 014004 (2007); J. S. Huang and Q. N. Pan, Commun. Theor. Phys. **42**, 573 (2004).
 - [6] C. X. Yue *et al.*, Phys. Rev. D **65**, 095010 (2002); Nucl. Phys. B **667**, 349 (2003); J. Phys. G **29**, 2145 (2003); X. L. Wang *et al.*, Phys. Rev. D **66**, 075009 (2002); J. S. Huang, Z. H. Xiong, and G. R. Lu, Commun. Theor. Phys. **37**, 209 (2002).
 - [7] X. L. Wang *et al.*, Phys. Rev. D **68**, 115003 (2003); J. Phys. G **31**, 1507 (2005); C. X. Yue *et al.*, Phys. Lett. B **575**, 25 (2003); J. S. Huang and G. R. Lu, Phys. Rev. D **78**, 035007 (2008).
 - [8] E. Boos *et al.*, Z. Phys. C **56** 487 (1992); K. M. Cheung, Phys. Rev. D **47**, 3750 (1993).
 - [9] J. F. Gunion and H. E. Haber, Phys. Rev. D **48**, 5109 (1993); J. Y. Guo, Y. Liao and Y. P. Kuang, Phys. Rev. D **62**, 035007 (2000).
 - [10] K. Pan *et al.*, Phys. Rev. D **76**, 015012 (2007).
 - [11] X. L. Wang, B. Z. Li and Y. L. Yang, Phys. Rev. D **67**, 035005 (2003).
 - [12] G. V. Jikia, Nucl. Phys. B **374**, 83 (1992); O. J. P. Eboli *et al.*, Phys. Rev. D **47**, 1889 (1993); F. Halzen, C. S. Kim, and L. M. Stong, Phys. Lett. B **274**, 489 (1992).
 - [13] H. Y. Zhou *et al.* Phys. Rev. D **57**, 4205 (1998); B. Zhang, Y. N. Gao, and Y. P. Kuang, *ibid.* **70**, 115012 (2004); I. Sahin, Eur. Phys. J. C **60**, 431 (2009).
 - [14] C. Amsler *et al.*, Phys. Lett. B **667**, 1 (2008).
 - [15] J. Brau, Y. Okada, and N. Walker, arXiv: 0712.1950 [physics. acc-ph]; A. Djouadi *et al.*, arXiv: 0709.1893 [hep-ph]; N. Phinney, N. Toge, and N. Walker, arXiv: 0712.2361 [physics. acc-ph]; T. Behnke *et al.*, arXiv: 0712.2356 [physics. ins-det]; J. S. Huang, G. R. Lu, and X. L. Wang, Phys. Rev. D **80**, 015019 (2009); W. Ma, C. X. Yue, and Y. Z. Wang, *ibid.* **79**, 095010 (2009).
 - [16] G. H. Wu, Phys. Rev. Lett. **74**, 4317 (1995); K. Hagiwara and N. Kitazawa, Phys. Rev. D **52**, 5374 (1995); C. X. Yue, Y. P. Kuang, and G. R. Lu, J. Phys. G **23**, 163 (1997).