

Interpretation of observations of the circumbinary disk of SS 433

M. G. Bowler

University of Oxford, Department of Physics, Keble Road, Oxford, OX1 3RH, UK

Received; accepted

ABSTRACT

Context. The Galactic microquasar SS 433 is possessed of a circumbinary disk most clearly seen in the brilliant Balmer $H\alpha$ emission line. The orbital speed of the glowing material is an important determinant of the mass of the binary system. The circumbinary disk may be fed through the L2 point and in turn may feed a very extended radio feature known as the ruff.

Aims. To present an analysis of spectroscopic optical data from $H\alpha$ and He I spectral lines which reveal the circumbinary disk. To use comparisons of the rather different signals to better understand the disk and improve estimates of the rotational speed of the inner rim. To present a simple model which naturally explains some apparently bizarre spectral variations with orbital phase.

Methods. Published spectra, taken almost nightly over two orbital periods of the binary system, are analysed. $H\alpha$ and He I lines are analysed as superpositions of Gaussian components and a simple model constructed.

Results. The data are understood in terms of a hot spot, generated by proximity of the compact object, rotating round the inner circumbinary disk with a period of 13 days. The glowing material fades with time, quite slowly for the $H\alpha$ source but more rapidly for the He I spectral lines. The orbital speed of the inner rim is approximately 250 km s^{-1} .

Conclusions. The mass of the binary system must exceed $40 M_{\odot}$ and the compact object must be a rather massive stellar black hole. The corollary is that the orbital speed of the companion must exceed 130 km s^{-1} .

Key words. Stars: individual: SS 433 - Stars: binaries: close

1. Introduction

The Galactic microquasar SS 433 is famous for its continual ejection of plasma in two opposite jets at approximately one quarter the speed of light. Precession of the jet axis gives rise to the famous moving spectral lines but the so-called stationary lines are more intense. The system is a binary with a period of 13.08 days (Crampton, Cowley and Hutchings 1980) and eclipses at both oppositions (e.g. Goranskii et al 1998). He II 4686 \AA emission has been observed (Crampton and Hutchings 1981, Fabrika and Bychkova 1990), attributed to the base of the jets (Fabrika 1997). C II lines orbiting with the compact object have been detected (Gies et al 2002). The orbital speed of the compact object about the binary centre of mass is now well established as 176 km s^{-1} and the mass function as $7.7 M_{\odot}$. There is no consistency among the many reports of Doppler speeds for the companion but observations of a circumbinary disk imply a system mass of approximately $40 M_{\odot}$ or greater.

A rotating ring of glowing gas, viewed almost edge on, will produce a spectrum dominated by radiation from regions to which the line of sight is tangential. A suitable spectral line thus appears split; two horns Doppler shifted by the rotational speed of the ring. Just such a split appears in various stationary features of the spectrum of the microquasar SS 433; Filippenko et al (1988) reported the H Paschen series to be split by approximately 290 km s^{-1} and in the blue various unblended Fe II lines split by $250\text{-}300 \text{ km s}^{-1}$. Balmer $H\beta$ was split by approximately 480 km s^{-1} . These observations covered only a few consecutive days but were interpreted as evidence for a disk structure. The authors evidently thought radiation from the accretion disk most likely, but also considered the possibility of radiation from a cir-

cumbinary disk, fed from the L2 point in the SS 433 system. This was taken up by Fabrika (1993) in a prescient paper.

The circumbinary disk was unambiguously detected in the structure of Balmer $H\alpha$ (Blundell, Bowler & Schmidtobreick 2008) through a campaign of nightly observations of SS 433 with the 3.6-m telescope on La Silla, Chile. The observations covered more than two orbits during a period when SS 433 was quiescent. The signature was very clear and very simple. The stationary $H\alpha$ line was fitted as a superposition of Gaussian profiles and consisted of a broad component shown to be associated with the wind from the accretion disk and two narrow components separated by about 400 km s^{-1} . These narrow lines ran almost railroad straight and did not shift much in position or separation over 30 days (see Fig.1). The orbital plane of the binary system is almost edge on and the only viable interpretation of this sequence of pairs of narrow lines is that the inner rim of a circumbinary disk radiates strongly all the time from the regions to which the line of sight is tangent. Nonetheless, the intensities varied in antiphase with a period of 13 days, the orbital period of the binary. The glowing inner rim fades and is refreshed as the binary rotates, possibly through ejection of material through the L2 point or perhaps by ultra violet and X rays from the accretion disk. The observations of SS 433 over an extended period (Blundell, Bowler & Schmidtobreick 2007,2008) did not reach into the blue, but published data contain in addition to the brilliant Balmer $H\alpha$ line the relatively strong He I lines at 6678 and 7065 \AA , which are also split. The narrow components of these lines are also formed in the circumbinary disc but they fade much faster than $H\alpha$ and both position and separation contain marked 13 day periodicities, so that it is not immediately obvious that they share the same origin as the simple $H\alpha$ structure. In this paper I present the relevant data and discuss their interpretation in terms of a simple model for the stimulated inner circumbi-

nary disk The model shows that the ring of fire is orbiting with a speed of approximately 250 km s^{-1} , greater than half the separation of the centres of the fitted Gaussians, and is almost certainly stimulated by radiation from the accretion disk.

2. Data employed in this study

The relevant spectra were taken nightly from Julian Date $2453000 + 245.5$ to $+ 274.5$ and only one observation was missed during this period (Blundell, Bowler & Schmidtobreick 2008). The profiles of the spectral lines are complicated and $H\alpha$ and He I were usually fitted with three Gaussians, a broad Gaussian (representing an origin in the wind for $H\alpha$) and two narrower. Where redshifts or Doppler speeds are quoted in this paper, they refer to the centroids of the fitted Gaussians. The $H\alpha$ data have already been analysed in Blundell, Bowler & Schmidtobreick (2008) and I have used the results of those published analyses. The evolution with time of the split spectral profiles of $H\alpha$ and of He I at both 6678 \AA and 7065 \AA is elegantly presented in Fig.2 of Schmidtobreick & Blundell (2006). In that figure it is immediately obvious that the red and blue components of the split lines alternate in intensity and that the relative intensity in the He I lines varies much more than $H\alpha$. The red side tends to be stronger overall. The results of fitting Gaussian profiles to the He I lines have not been published, so for the purposes of this paper I have made my own fits to the spectra for the He I 6678 \AA line, displayed in Fig.2 of Schmidtobreick & Blundell (2006).

3. Gaussian fits to the He I 6678 \AA line

Fig.2 of Schmidtobreick & Blundell (2006) makes it clear that after JD $+287$ the $H\alpha$ and He I profiles broaden considerably and become much more complicated. It is not easy to identify Gaussian components from the circumbinary disk and Blundell, Bowler & Schmidtobreick (2008) considered only spectra up to JD $+274$. Similarly, I discuss here only the analysis of He I data up to that date. I present results for He I 6678 \AA ; not significantly different from the He I 7065 \AA line, as may be seen from Fig.2 of Schmidtobreick & Blundell (2006). The fits were made to three Gaussian components in every case and yielded two narrow components (standard deviation approximately 2 \AA) and a third with standard deviation approximately 7 \AA . This third component may not be associated with the wind from the accretion disk because the width does not reflect precession and nodding in the way of the much broader wind component in $H\alpha$ (Blundell, Bowler & Schmidtobreick 2008). It is possible that the tails represent a lower intensity higher speed source within the rim of the circumbinary disk. Here I am concerned only with the signal from the narrow components.

The Doppler speeds of the two narrow Gaussian components fitted to He I 6678 \AA are presented in the lower panel of Fig.1 and compared with the data on $H\alpha$ taken from Blundell, Bowler & Schmidtobreick (2008).

At first sight, the He I pattern is bizarre; it does not look like the two (almost) straight lines exhibited in the decomposition of $H\alpha$, which provided an unambiguous signature for the existence of the circumbinary disk. Nor is the pattern one of constant spacing oscillating from red to blue, as expected for a circumstellar disk. The blue component of He I closely approaches the red in the vicinities of JD $+253$ and 266 ; the red closely approaches the blue in the vicinities of JD $+ 246$ and 259 . Nonetheless, this

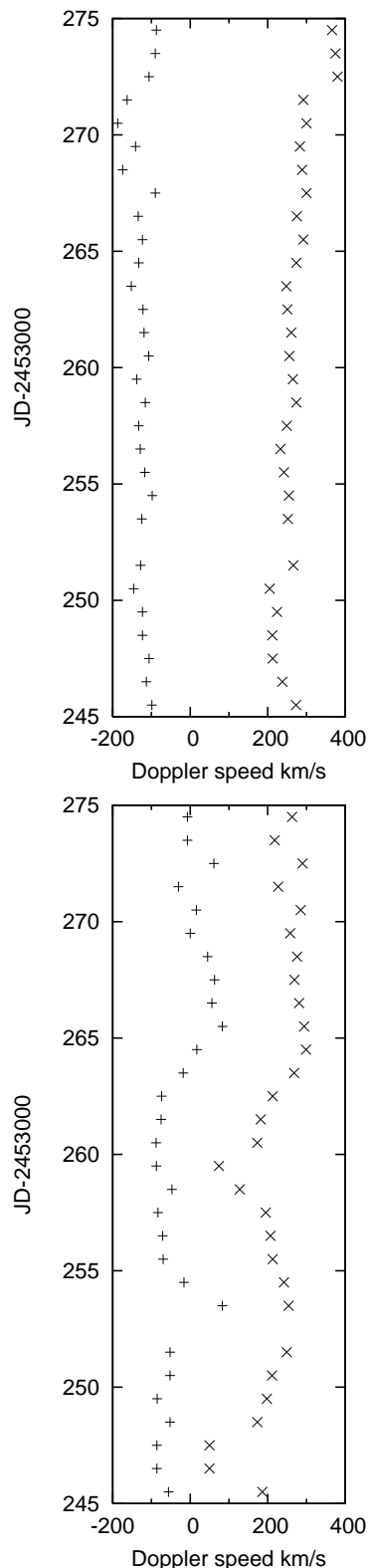


Fig. 1. Doppler speeds of the blue and red fitted Gaussian components attributed to the circumbinary disk. Julian date increases vertically. The upper panel is for $H\alpha$ (data from Blundell, Bowler & Schmidtobreick 2008) and the lower from my fits to He I 6678 \AA . In both panels the bluer component is denoted by + and the redder by x. The He I pattern is bizarre, as discussed in the text.

figure contains a new signature of the circumbinary disk, for exactly this pattern is generated if radiation from material in the disk fades on a timescale of the order of a few days and is refreshed each orbit, by proximity of intense radiation from the accretion disk. A very simple model gives remarkable agreement with these data and this is illustrated by a comparison of Fig.1 with the model calculations shown in Fig.2.

4. The model

The simplest model for radiation from a circumbinary disk is a ring of matter orbiting the binary at a single speed v , transparent to its own radiation. For observation in the plane of the disk, a photon emitted at azimuthal angle ϕ is redshifted by a factor $1 + v/c \sin \phi$, where ϕ is 90° at the tangent where the disk material is receding. If the intensity received from material in the interval $d\phi$ at ϕ is

$$dI = \rho(\phi)d\phi \quad (1)$$

then the intensity as a function of the Doppler shift is given by

$$\frac{dI}{dx} = \frac{\rho(\phi)}{\cos \phi} = \frac{\rho(\phi)}{\sqrt{1-x^2}} \quad (2)$$

where x is the Doppler shift in units of the maximum (v/c), equal to $\sin \phi$. Thus if $\rho(\phi)$ existed only at the line of sight tangents, the spectrum would consist of two lines separated by $2v/c$. If ρ is independent of ϕ then the spectrum shown in the upper panel of Fig.3 results, horns at both $x = +1$ and -1 but with significant contributions from those parts of the ring making larger angles with the line of sight. If this elementary form is convoluted with a Gaussian function, some part of which is resolution, the rounded horns move inward and their separation is less than $2v/c$.

The model which explains so well the apparently bizarre features of He I (as well as details of the H α spectrum) is a form for $\rho(\phi)$ which has a leading edge at some value ϕ_0 and decays exponentially behind that leading edge, winding round the ring until the leading edge is reached again. The whole pattern rotates around the ring with the period of the binary. The lower panel of Fig.3 shows a particular case where the leading edge is located at $\phi_0=20^\circ$ and the mean decay angle governing the exponential is 0.32 of 2π radians. The underlying physical picture is of some hotspot in the circumbinary disk material, rotating with the binary and continually refreshing the glowing material in the ring. For the example shown in the lower panel of Fig.3 the decay time for emission is thus about 4 days. (This is appropriate for He I; for H α the decay time is about 14 days.) This model, having as it does a sharp leading edge, is probably rather too simple to match reality, but the final step is to convolve the distribution given by (2) with a Gaussian function. The resolution for these observations is about 0.2 in terms of the relative Doppler shift x and the sharp edges in Fig.3 are removed. The effect of a Gaussian convolution is shown in Fig.4, which shows the convolution of the lower panel of Fig.3 with a Gaussian of standard deviation 0.4. Note that the relative Doppler shift is shown between -2 and $+2$. The standard deviation of 0.4 is rather larger than resolution, but is supposed to contain some spread in the orbital speeds of the inner rim of the circumbinary disc. It has not been finely tuned but was chosen so that the ratio of separation of the two peaks in H α to the FWHM be about right.

The model was used to calculate the form of the observations shown in Fig.1 (and later figures) in the following way.

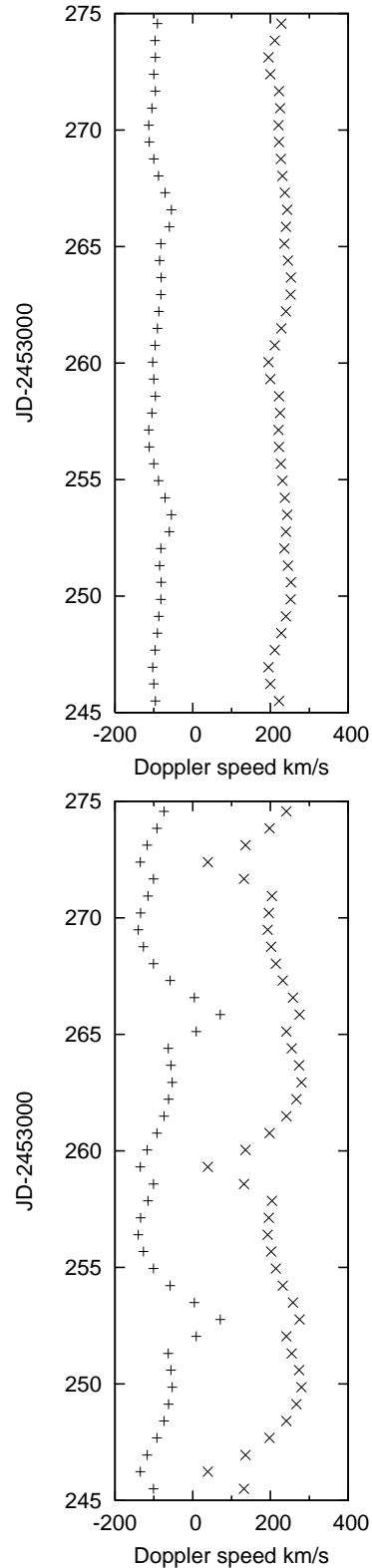


Fig. 2. A model calculation for the variation with time of the Doppler speeds of the red and blue Gaussian components. As in Fig.1 + denotes the blue and x the red component. It has been assumed that the circumbinary disk is orbiting the binary system with a speed of 250 km s^{-1} , which is (apparently) receding from us at 70 km s^{-1} . Radiation from any spot decays exponentially after that spot has been refreshed, with a mean lifetime of one third of an orbital period (lower panel) and one orbital period (upper panel).

The predicted convolved spectrum was calculated in terms of the relative Doppler shift x for a number of different values of the decay constant and for every 20° in ϕ_0 . The convolved spectra were then fitted with two Gaussians (the amounts, positions and standard deviations all being free parameters); very good representations were obtained in all cases. In Fig.4 is shown not only the convolved spectrum but also the two fitted Gaussians and their sum. It is notable that in this case the centres of both fitted Gaussians are on the blue shifted side; this example corresponds to JD +246.5 and +259.5 in Figs.1 and 2.

The results of these calculations are shown in Fig.2 and may be directly compared with the data in Fig.1. Figure 2 shows the calculated speeds for the red and blue components, after scaling to an assumed orbital speed for the ring of 250 km s^{-1} , with an assumed systemic velocity of 70 km s^{-1} and phase ϕ_0 equal to zero on JD +245.5. The same parameters are used in Figs. 5 and 6.

For the $H\alpha$ data the railroad track behavior of the two narrow components invited calculation of the rotational speed in terms of half the difference of the red and blue velocities and the apparent systemic recessional speed from the mean. Both quantities were rather constant with time; Fig. 3 of Blundell, Bowler & Schmidtbreick (2008), reproduced in Fig.7 of this paper. I have displayed the He I data in the same way, Figs. 5 and 6. Fig.5 shows the nominal rotational speed (half the difference) of the circumbinary disk obtained from He I 6678 \AA and from the model as explained above. The agreement between the data and the model is very good. In the model calculation, the maximum (nominal) rotational speed is about 165 km s^{-1} , yet the calculation was performed for v equal to 250 km s^{-1} . Fig.6 shows apparent systemic recession of the pairs of lines from the fitted Gaussians (half the sum). Again these vary with time; He I agrees very well with the model. Careful examination of Figs. 5 and 6 nonetheless reveals two small discrepancies between the data and the calculation. First, in Fig.5 the maximum (nominal) rotational speed of He in the circumbinary disk is about 145 km s^{-1} , corresponding to v equal to 220 km s^{-1} rather than 250 km s^{-1} . Secondly, both the rotational and systemic speeds are better reproduced if the phase ϕ_0 is zero about one day later than JD +245.5.

5. The model for $H\alpha$

The original discussion of the $H\alpha$ signature of the circumbinary disk (Blundell, Bowler & Schmidtbreick 2008) alluded briefly to indentations in the apparent rotational velocity of the circumbinary disk, occurring every half period. Those indentations are much less pronounced than those for He I which are shown in Fig.5. Examination of the $H\alpha$ and He I lines in Fig.2 of Schmidtbreick & Blundell (2006) shows that the He I lines sway from side to side in a much more pronounced fashion than $H\alpha$; in terms of this model that is the result of the decay time of about 4 days. The same model for the fading trail explains the $H\alpha$ data very successfully provided that the $H\alpha$ signal decays with a mean lifetime of about 14 days. Figure 8 has been constructed for direct comparison with Fig.3 of Blundell, Bowler & Schmidtbreick (2008); for convenience those data are reproduced here in Fig.7. The decay time is 13.9 days, the rotational speed of the ring 250 km s^{-1} and the assumed systemic velocity 70 km s^{-1} . The upper panels of Figs.7 and 8 show the rotational and systemic speeds as calculated from the sum and difference velocities; the lower panel shows the variation with time of the difference between the areas of the red and blue $H\alpha$ components, as calculated from the Gaussians fitted to the data and to the

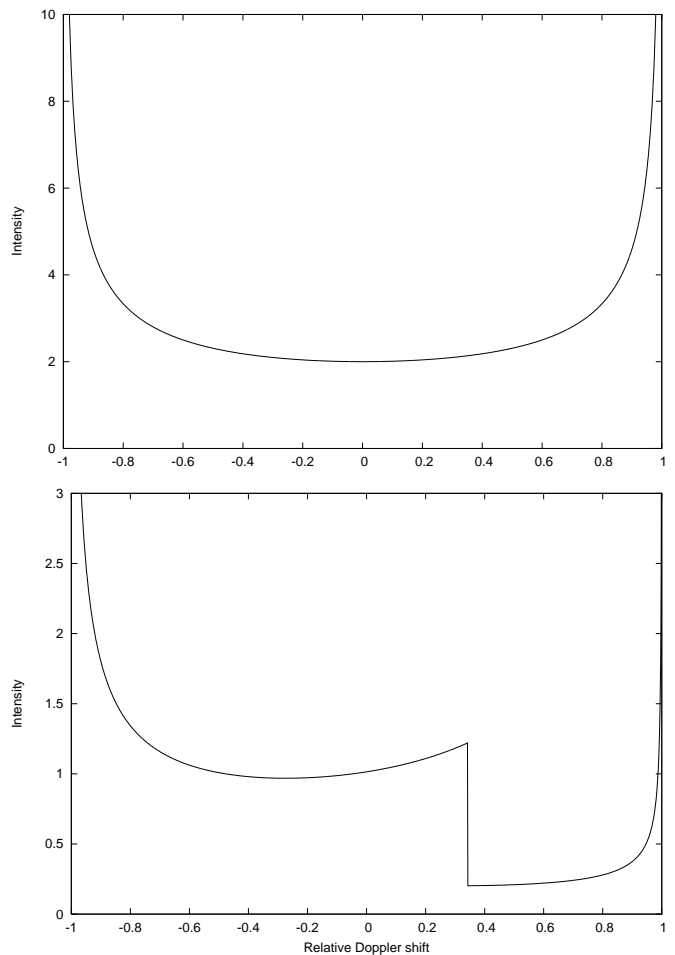


Fig. 3. The upper panel shows the intensity of radiation viewed in the plane of a circular ring glowing uniformly all the way round. The ring is transparent and the horns at relative Doppler shifts of -1 and +1 are the result of the concentration of material along the line of sight tangential to the ring. A relative Doppler shift of 1 corresponds to the rotational speed of the ring (Eq.2). The lower panel supposes that a hot spot travels round the ring and stimulated material decays in intensity exponentially, with a mean life of one third of an orbital period. In this example the leading edge is moving into the red, located 20° after passing relative shift zero. The effect of exponential decay can be seen to the blue. These calculations assume a single rotational velocity and infinite resolution.

model spectra. The model does not contain the tendency for the red side of the circumbinary disk to dominate.

The agreement between Fig.3 of Blundell, Bowler & Schmidtbreick (2008) and Fig.8 is very good. The model with the slowly fading tail explains the indentations every half period noticed in the rotational speeds and also indentations in the systemic speed. A careful comparison suggests first that the speed of the ring which glows in $H\alpha$ might be better represented by a value greater than 250 km s^{-1} by 20 or 30 km s^{-1} (the $H\alpha$ data show a slow increase in apparent rotational speed over time, not included in the model) and secondly that the data might be better explained if the leading edge is at phase $\phi_0 = 0$ on JD + 248 rather than 245.5. This is about a day later than for He I. The phase of the binary orbit, according to the Goranskii ephemeris [Goranskii, Esipov & Cherepaschuk (1998)], is 0.46 at JD +248,

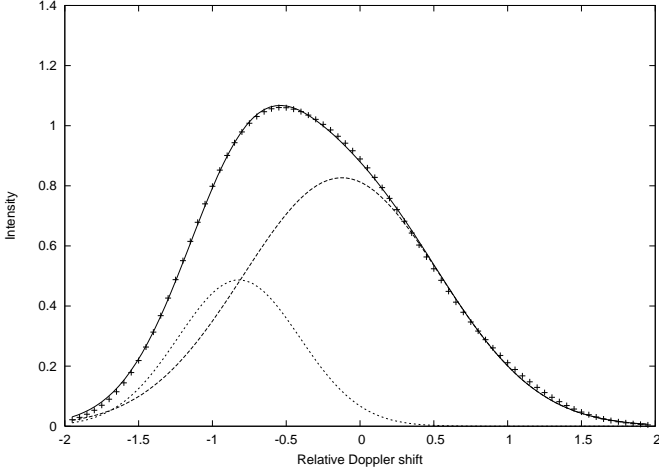


Fig. 4. The + marks show the spectrum of relative Doppler shift obtained by convolving the distribution shown in the lower panel of Fig.3 with a Gaussian of standard deviation 0.4. This distribution was fitted with two Gaussians, shown individually. The sum is a very accurate representation of the distribution fitted. For this particular phase of the travelling hotspot the centres of both Gaussians are on the negative (blue) side of redshift 0.

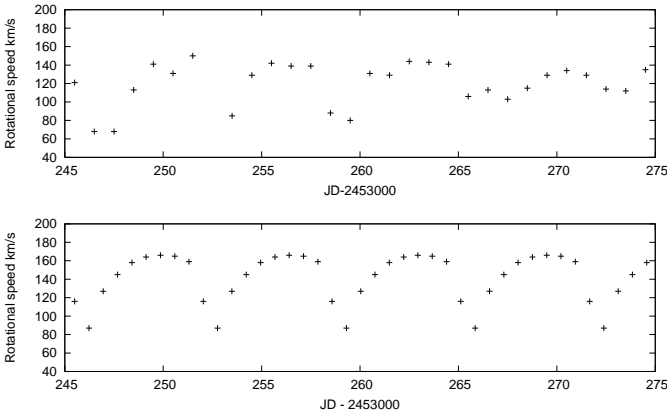


Fig. 5. The nominal rotational velocity of the circumbinary disk, as obtained from the differences between the red and blue components. The top panel is for He I 6678 Å and the bottom panel is the model calculation.

corresponding to onset of eclipse of the companion by the disk of the compact object.

6. Conclusions

The very simple model in which radiation from the circumbinary disk decays exponentially behind a leading edge, convoluted with a Gaussian function, accounts astonishingly well for the narrow components found within the stationary H α and He I lines. These lines are undoubtedly contributed by radiation from the inner circumbinary disk, orbiting the binary at very approximately 250 km s⁻¹. The apparent systemic velocity of the ring is approximately 70 km s⁻¹. It is interesting and curious that the H α emission fades on a timescale of 14 days whereas He I has a fading time of about 4 days. In this simple model the leading edge of the H α emission is found close to the passage of the com-

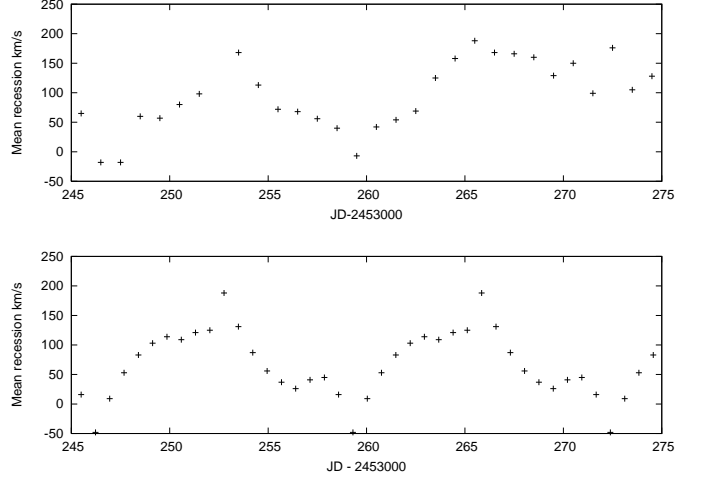


Fig. 6. The mean recessional velocity of the red and blue circumbinary disc components as a function of time. The top panel is for He I 6678 Å and the bottom panel is the model calculation.

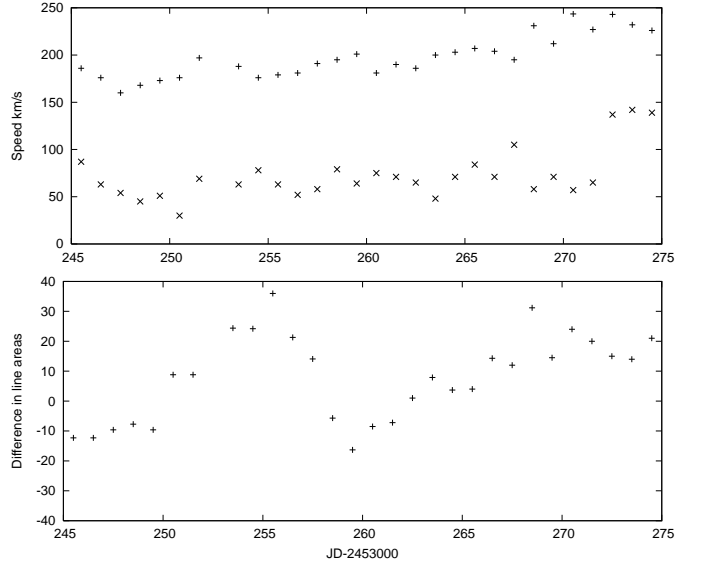


Fig. 7. H α data from Blundell, Bowler & Schmidtobreck (2008). The upper panel shows rotational speed as + and the apparent systemic recession velocity as x. The lower panel shows the alternating difference in areas of the red and blue lines.

compact object and its disk but the leading edge for He I is perhaps a day or so earlier. These phases suggest that intense radiation from the vicinity of the compact object is dominant in generating the hot spot which periodically refreshes emission from the circumbinary disk.

The rotational speed of the inner circumbinary disk provides an important constraint on the mass of the system and hence on the mass of the compact object. If the radius at which the material orbits with speed v is fa_B , a_B being the separation of the two members of the binary, then the mass of the system M_S is given by

$$M_S = 1.35 f^{3/2} (v/100)^3 \quad (3)$$

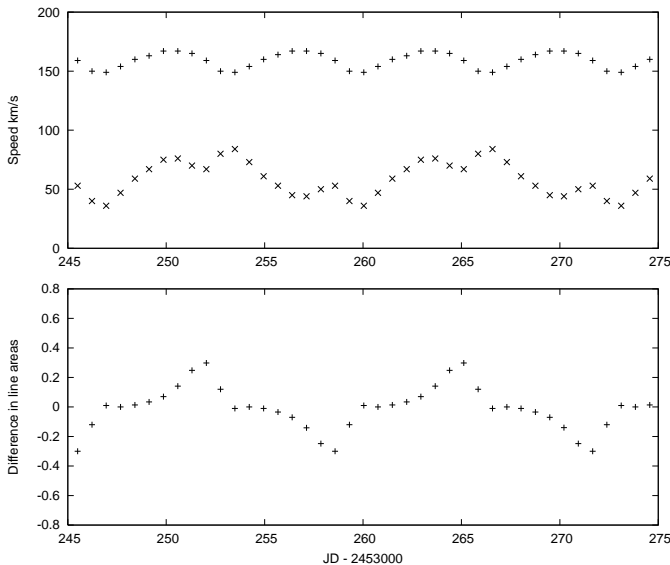


Fig. 8. Model calculations for a slowly fading trail following the hotspot, to be compared with $H\alpha$ data. The upper panel shows rotational speed as + and the apparent systemic recessional velocity as x. The lower panel shows the alternating difference in areas of the red and blue lines.

| f | M_S | M_C | m_X |
|-----|-------|-------|-------|
| 1.5 | 38.8 | 22.6 | 16.1 |
| 1.6 | 42.7 | 24.1 | 18.6 |
| 1.7 | 46.8 | 25.6 | 21.0 |
| 1.8 | 51.0 | 27.2 | 23.9 |
| 1.9 | 55.3 | 28.7 | 26.7 |
| 2.0 | 59.7 | 30.2 | 29.6 |
| 2.1 | 64.2 | 31.7 | 32.6 |
| 2.2 | 68.8 | 33.2 | 35.8 |
| 2.3 | 73.6 | 34.7 | 38.9 |

Table 1. Masses in the binary system SS 433 as a function of the radius parameter f . M_S is the total mass, M_C is the mass of the companion and m_X is the mass of the compact object, in units of M_\odot . (From Eq.3, assuming v equal to 250 km s^{-1} . The masses M_S scale with the cube of the orbital speed.)

in units of M_\odot , v being specified in km s^{-1} [Eq. 3 of Blundell, Bowler & Schmidtobreick (2008)]. The innermost stable orbit about the binary system corresponds to f approximately 2, estimates varying between 1.8 and 2.3. However, in a system such as SS 433 where material is almost certainly being added to the circumbinary disk via the L2 point, the glowing inner rim may be within the innermost stable orbit, depending on the residence time and the rate at which matter is added. I show in Table 1 the mass of the system M_S , the companion M_C and the compact object (including the mass of the accretion disc) m_X as a function of the value of f .

Table 1 has been composed assuming that the material in the ring of fire is orbiting the centre of mass of the binary at 250 km s^{-1} . This value is model dependent; to the extent that the model is accurate the radiating He is orbiting slower than H. It is most unlikely that bulk material radiating in the inner rim of the circumbinary disk is orbiting slower than 200 km s^{-1} . For

this speed, the system mass is $40 M_\odot$ for a value of f of 2.3, as assumed in Blundell, Bowler & Schmidtobreick (2008); material orbiting in the ring of fire at 250 km s^{-1} would lie further inwards, f of 1.5. Perhaps the $H\alpha$ radiation is coming from increasing amounts of material close to joining the circumbinary disk rather than in stable orbits. In any event, the evidence from the circumbinary disk is that the system is massive, almost certainly exceeding $40 M_\odot$, and the compact object is a rather massive stellar black hole.

It is worth comparing these results with some recent claims to have obtained the mass of the system from observations of absorption lines attributed to the atmosphere of the companion. The Doppler shifts of a number of lines reported by Cherepashchuk et al. (2005) yield an orbital velocity of the companion about the binary centre of mass of 132 km s^{-1} and hence a system mass of $42 M_\odot$. This is not in disagreement with data on the circumbinary disk, although f would have to be a little less than 1.7 for disk material moving as fast as 250 km s^{-1} . The observations of Hillwig & Gies (2008) [see also Kubota et al 2010] are however not consistent with the circumbinary disk data. They find an orbital velocity for the companion of 58 km s^{-1} and hence a system mass of about $17 M_\odot$. For disk material orbiting at 250 km s^{-1} this yields a value of f of 0.85 - unbelievably close in. For material at 220 km s^{-1} f would be 1.1 and even for 200 km s^{-1} an f of 1.33. The data on the circumbinary disk, as analysed in this paper, imply an orbital velocity for the companion exceeding 130 km s^{-1} .

Acknowledgements. I acknowledge many stimulating discussions with K. M. Blundell during the preparation of Blundell, Bowler & Schmidtobreick (2008).

References

- Blundell, K. M., Bowler, M. G., & Schmidtobreick, L. 2007 A&A, 474, 903
 Blundell, K. M., Bowler, M. G., & Schmidtobreick, L. 2008 Ap. J., 678, L47
 Cherepashchuk, A. M., et al 2005 A & A, 437, 561
 Crampton, D., Cowley, A. P., & Hutchings, J. B. 1980 Ap. J., 235, L131
 Crampton, D., Hutchings, J. B. 1981 Ap. J., 251, 604
 Fabrika, S. N., Bychkova, L. V. 1990 A&A 240, L5
 Fabrika, S. N. 1993 MNRAS 261, 241
 Fabrika, S. N., 1997 Astrophysics & Space Sciences 252, 439
 Filippenko, A. V., Romani, R. W., Sargent, W. L. W., & Blandford, R. D. 1988 AJ, 96, 242
 Gies, D. R., McSwain, M. V., Riddle, R. L., Wang, Z., Wiita, P. J., & Wingert, D. W. 2002 Ap. J. 566, 1069
 Goranskii, V. P., Esipov, V. F., & Cherepashchuk, A. M. 1998 Astronomy Reports, 42, 209
 Hillwig, T. C., & Gies, D. R. 2008 Ap. J. 676, L 37
 Kubota, K., Ueda, Y., Fabrika, S., Medvedev, A., Barsukova, E. A., Sholukhova, O., Goranskii, V. P. 2010 Ap. J. 709, 1374
 Schmidtobreick, L. & Blundell, K. 2006 VI Microquasar Workshop: Microquasars and Beyond