

# Spin Superfluidity and Magnon BEC

Yu.M. Bunkov<sup>(a)</sup>, G.E. Volovik<sup>(b,c)</sup>

<sup>(a)</sup>*Institute Néel, CNRS, Grenoble, France*

<sup>(b)</sup>*Low Temperature Laboratory, Aalto University, Finland*

<sup>(c)</sup>*L.D. Landau Institute for Theoretical Physics, Moscow, Russia*

(Dated: May 30, 2018)

## Abstract

The superfluid current of spins – spin supercurrent – is one more representative of superfluid currents, such as the superfluid current of mass and atoms in superfluid  $^4\text{He}$ ; superfluid current of electric charge in superconductors; superfluid current of hypercharge in Standard Model of particle physics; superfluid baryonic current and current of chiral charge in quark matter; etc. The spin superfluidity is manifested as the spontaneous phase-coherent precession of spins first discovered in 1984 in  $^3\text{He-B}$ , and can be described in terms of the Bose condensation of spin waves – magnons. We discuss different phases of magnon superfluidity, including those in magnetic trap; and signatures of magnon superfluidity: (i) spin supercurrent, which transports the magnetization on a macroscopic distance (as long as 1 cm); (ii) spin current Josephson effect which shows interference between two condensates; (iii) spin current vortex – a topological defect which is an analog of a quantized vortex in superfluids, of an Abrikosov vortex in superconductors, and cosmic strings in relativistic theories; (iv) Goldstone modes related to the broken  $U(1)$  symmetry – phonons in the spin-superfluid magnon gas; etc. We also touch the topic of spin supercurrent in general including spin Hall and intrinsic quantum spin Hall effects.

PACS numbers:

Keywords: Bose-Einstein condensation, magnon, spin supercurrent, superfluid  $^3\text{He}$ ,  $Q$ -ball, spin-Hall effect

## Contents

<b>I. Abbreviations</b>	3
<b>II. Introduction</b>	3
A. BEC of quasiparticles	4
B. Spin superfluidity vs superfluidity of mass and charge	5
C. Magnon BEC vs equilibrium magnets	6
<b>III. Coherent precession as magnon superfluid</b>	6
A. Spin precession	6
B. Off-diagonal long-range order	7
C. ODLRO and magnon BEC	8
<b>IV. Phenomenology of magnon superfluidity</b>	9
A. Magnon spectrum and magnon mass	9
B. Order parameter and Gross-Pitaevskii equation	11
C. Spin-orbit interaction as interaction between magnons	12
<b>V. Magnon superfluids in <math>^3\text{He-B}</math></b>	12
A. HPD as unconventional magnon superfluid	13
B. Two-domain precession	15
C. Mass and spin supercurrents in magnon BEC	17
D. London limit: hydrodynamics of magnon BEC	18
E. Goldstone mode of coherent precession – sound in magnon BEC	19
F. Mass of phonons in magnon superfluid	21
G. Spin vortex– topological defect of magnon BEC	22
H. Critical velocities, coherence length and the vortex core radius	25
I. Spin supercurrent transport	26
J. Spin-current Josephson effect	26
K. Other states of magnon BEC in $^3\text{He-B}$	28
<b>VI. Magnon BEC in <math>^3\text{He-A}</math></b>	28
A. Instability of magnon BEC in bulk $^3\text{He-A}$	29
B. Magnon BEC of $^3\text{He-A}$ in deformed aerogel	30
<b>VII. Magnon BEC in magnetic trap and MIT bag</b>	31
A. Magnon BEC in the form of Q-ball	31
B. Magneto-textural trap for magnon BEC in $^3\text{He-B}$	32
C. Ground-state condensate and self-localization	33
D. Localization with formation of a box: analog of electron bubble and MIT bag	34
E. Comparison with atomic BEC in trap	36
F. Formation of magnon BEC on excited state in the trap	38
<b>VIII. Exploiting Bose condensate of magnons</b>	40
A. Observation of Witten string in $^3\text{He-B}$	40
B. Observation of spin-mass vortex in $^3\text{He-B}$	41
C. Magnon condensates in aerogel	41

D. Towards observation of Majorana fermions	41
<b>IX. Magnon BEC in other systems</b>	43
A. Magnon BEC in normal $^3\text{He}$	43
B. Magnons condensation in solid materials	43
C. Magnon BEC vs planar ferromagnet	44
<b>X. Beyond magnon BEC: Suhl instability of coherent precession</b>	45
A. Catastrophic relaxation of magnon BEC	45
B. Precessing states and their symmetry	47
C. Spin-orbit interaction as perturbation	49
D. Parametric instability of HPD	49
<b>XI. Beyond magnon BEC: Spin supercurrents and spin Hall effects</b>	51
A. Microscopic theory of spin supercurrent in $^3\text{He-B}$	51
B. Spin-Hall effect in $^3\text{He-B}$	52
C. Electric and magnetic fields as $SU(2)$ gauge fields	52
D. Quantum spin Hall effect	53
<b>XII. Conclusion</b>	54
<b>References</b>	55

## I. ABBREVIATIONS

NMR – Nuclear Magnetic Resonance  
 RF – Radio-Frequency field (alternating magnetic field with NMR frequency)  
 FMR, AFMR – Ferromagnetic Resonance, Antiferromagnetic Resonance.  
 CW NMR – Continuous Wave NMR (continuous pumping by RF field).  
 Pulsed NMR – excitation of NMR by Pulsed RF field  
 ODLRO – off-diagonal long-range order  
 BEC – Bose-Einstein condensation  
 HPD – Homogeneously Precessing Domain, the domain with coherently precession of magnetization.

## II. INTRODUCTION

Nature knows different types of ordered states.

One major class is represented by equilibrium macroscopic ordered states exhibiting spontaneous breaking of symmetry. This class contains crystals; nematic, cholesteric and other liquid crystals; different types of ordered magnets (antiferromagnets, ferromagnets, etc.); superfluids, superconductors and Bose condensates; all types of Higgs fields in high energy physics; etc. The important subclasses of this class contain systems with macroscopic quantum coherence exhibiting off-diagonal long-range order (ODLRO), and/or nondissipative superfluid currents (mass current, spin current, electric current, hypercharge current, etc.).

The class of ordered systems is characterized by rigidity, stable gradients of order parameter (non-dissipative currents in quantum coherent systems), and topologically stable defects (vortices, solitons, cosmic strings, monopoles, etc.).

A second large class is presented by dynamical systems out of equilibrium. Ordered states may emerge under external flux of energy. Examples are the coherent emission from lasers; water flow in a draining bathtub; pattern formation in dissipative systems; etc.

Some of the latter dynamic systems can be close to stationary equilibrium systems of the first class. For example, ultra-cold gases in optical traps are not fully equilibrium states since the number of atoms in the trap is not conserved, and thus the steady state requires pumping. However, if the decay is small then the system is close to an equilibrium Bose condensate, and experiences all the corresponding superfluid properties.

### A. BEC of quasiparticles

Bose-Einstein condensation (BEC) of quasiparticles whose number is not conserved is presently one of the debated phenomena of condensed matter physics. In thermal equilibrium the chemical potential of excitations vanishes and, as a result, their condensate does not form. The only way to overcome this situation is to create a non-equilibrium but dynamically steady state, in which the number of excitations is conserved, since the loss of quasiparticles owing to their decay is compensated by pumping of energy. Thus the Bose condensation of quasiparticles belongs to the phenomenon of second class, when the emerging steady state of the system is not in a full thermodynamic equilibrium.

Formally BEC requires conservation of charge or particle number. However, condensation can still be extended to systems with weakly violated conservation. For sufficiently long-lived quasiparticles their distribution may be close to the thermodynamic equilibrium with a well defined finite chemical potential, which follows from the quasi-conservation of number of quasiparticles, and the Bose condensation becomes possible. Several examples of Bose condensation of quasiparticles have been observed or suggested, including phonons [1], excitons [2], exciton-polaritons [3], photons [4] and rotons [5]. The BEC of quasi-equilibrium magnons – spin waves – in ferromagnets has been discussed in Ref. [6] and investigated in [7–9].

In this review we consider the BEC of magnons and Spin Superfluidity. Magnons are magnetic excitations in magnetic materials, such as magnetically ordered systems, like ferromagnets, antiferromagnets, etc., and paramagnetic systems with external magnetic ordering such as Fermi liquids. The most suitable systems for study the phenomenon of magnon BEC are superfluid phases of helium-3. The absolute purity, long lifetime of magnons, different types of magnon-magnon interactions, well controlled magnetic anisotropy makes antiferromagnetic superfluid phases of  $^3\text{He}$  a basic laboratory of magnon BEC. The first BEC state of magnons was discovered in 1984 in  $^3\text{He-B}$  as a coherent spin precession, and it was baptized as Homogeneously Precessing Domain (HPD) [10, 11]. This is the spontaneously emerging steady state of precession, which preserves the phase coherence across the whole sample even in an inhomogeneous external magnetic field and even in the absence of energy pumping. This is equivalent to the appearance of a coherent superfluid Bose-Einstein condensate.

In the absence of energy pumping this HPD state slowly decays, but during the decay the system remains in the coherent state of BEC: the volume of the Bose condensate (the volume of HPD) gradually decreases with time without violation of the observed properties of the spin-superfluid phase-coherent state. A steady state of phase-coherent precession can

be supported by pumping. In particular, the coherence of electron spins induced by periodic pumping has been observed in ensemble of (In,Ga)As/GaAs quantum dots [12]. But in case of magnon BEC, the pumping needs not be coherent – it can be chaotic: the system chooses its own (eigen) frequency of coherent precession, which emphasizes the spontaneous emergence of coherence from chaos.

HPD is very close to the thermodynamic equilibrium of the magnon Bose condensate and exhibits all the superfluid properties which follow from the off-diagonal long-range order (ODLRO) of the coherent precession. After discovery of HPD, several other states of magnon BEC have been observed in superfluid phases of  $^3\text{He}$ , which we discuss in this review, including finite magnon BEC states in magnetic traps. The very similar BEC states was observed recently in an antiferromagnets with the so-called Suhl-Nacamura interaction, the Long Range Nuclear-Nuclear interaction via the magnetically ordered electronic subsystem [13, 14].

## B. Spin superfluidity vs superfluidity of mass and charge

Last decade was marked by the fundamental studies of mesoscopic quantum states of dilute ultra cold atomic gases in the regime where the de Broglie wavelength of the atoms is comparable with their spacing, giving rise to the phenomenon of Bose-Einstein condensation (see reviews [15, 16]). The formation of the Bose-Einstein condensate (BEC) – accumulation of the macroscopic number of particles in the lowest energy state – was predicted by Einstein in 1925 [17]. In ideal gas, all atoms are in the lowest energy state in the zero temperature limit. In dilute atomic gases, weak interactions between atoms produces a small fraction of the non-condensed atoms.

In the only known bosonic liquid  $^4\text{He}$  which remains liquid at zero temperature, the BEC is strongly modified by interactions. The depletion of the condensate due to interactions is very strong: in the limit of zero temperature only about 10% of particles occupy the state with zero momentum. Nevertheless, BEC still remains the key mechanism for the phenomenon of superfluidity in liquid  $^4\text{He}$ : due to BEC the whole liquid (100% of  $^4\text{He}$  atoms) forms a coherent quantum state at  $T = 0$  and participates in the non-dissipative superfluid flow.

Superfluidity is a very general quantum property of matter at low temperatures, with variety of mechanisms and possible nondissipative superfluid currents. These include supercurrent of electric charge in superconductors and mass supercurrent in superfluid  $^3\text{He}$ , where the mechanism of superfluidity is the Cooper pairing; hypercharge supercurrent in the vacuum of Standard Model of elementary particle physics, which comes from the Higgs mechanism; supercurrent of color charge in a dense quark matter in quantum chromo-dynamics; etc. All these supercurrents have the same origin: the spontaneous breaking of the  $U(1)$  or higher symmetry related to the conservation of the corresponding charge or particle number, which leads to the so called off-diagonal long-range order.

This spin supercurrent – the superfluid current of spins – is one more representative of superfluid currents. Here the  $U(1)$  symmetry is the approximate symmetry of spin rotation, which is related to the quasi-conservation of spin. It appears that the finite life-time of magnons, and non-conservation of spin due to the spin-orbital coupling do not prevent the coherence and superfluidity of magnon BEC in  $^3\text{He-B}$ . The non-conservation leads to a decrease of the number of magnons until the HPD disappears completely, but during this relaxation, the coherence of magnon BEC is preserved with all the signatures of spin super-

fluidity: (i) spin supercurrent, which transports the magnetization on a macroscopic distance more than 1 cm long; (ii) spin current Josephson effect which shows interference between two condensates; (iii) phase-slip processes at the critical current; (iv) spin current vortex – a topological defect which is an analog of a quantized vortex in superfluids, of an Abrikosov vortex in superconductors, and cosmic strings in relativistic theories; (v) Goldstone modes related to the broken  $U(1)$  symmetry – phonons in the spin-superfluid magnon gas; etc.

### C. Magnon BEC vs equilibrium magnets

The magnetic  $U(1)$  symmetry is spontaneously broken also in some static magnetic systems. Sometimes this symmetry breaking is described in terms of BEC of magnons [18–22]. Let us stress from the beginning that there is the principal difference between the magnetic ordering in equilibrium and the BEC of quasiparticles which we are discussing in this review.

In these magnetic systems, the symmetry breaking phase transition starts when the system becomes softly unstable towards the growth of one of the magnon modes. The condensation of this mode can be used for the description of the soft mechanism of formation of ferromagnetic and antiferromagnetic states (see e.g. [23]). However, the final outcome of the condensation is the true equilibrium ordered state. In the same manner, the Bose condensation of phonon modes may serve as a soft mechanism of formation of the equilibrium solid crystals [24]. But this does not mean that the final crystal state is the Bose condensate of phonons.

On the contrary, BEC of quasiparticles is in principle a non-equilibrium phenomenon, since quasiparticles (magnons) have a finite life-time. In our case magnons live long enough to form a state very close to thermodynamic equilibrium BEC, but still it is not an equilibrium. In the final equilibrium state at  $T = 0$  all the magnons will die out. In this respect, the growth of a single mode in the non-linear process after a hydrodynamic instability [27], which has been discussed in terms of the Bose condensation of the classical sound or surface waves [28], is more close to magnon BEC than equilibrium magnets with spontaneously broken  $U(1)$  symmetry.

The other difference is that the ordered magnetic states are states with diagonal long-range order. The magnon BEC is a dynamic state characterized by the off-diagonal long-range order (see Sec. IX C below), which is the main signature of spin superfluidity.

## III. COHERENT PRECESSION AS MAGNON SUPERFLUID

### A. Spin precession

The magnetic subsystem which we discuss is the precessing magnetization. In a full correspondence with atomic systems, the precessing spins can be either in the normal state or in the ordered spin-superfluid state. In the normal state, spins of atoms are precessing with the local frequency determined by the local magnetic field and interactions. In the ordered state the precession of all spins is coherent: they spontaneously develop the common global frequency and the global phase of precession.

In pulsed NMR experiments in  $^3\text{He-B}$  the magnetization is created by an applied static magnetic field:  $\mathbf{M} = \chi\mathbf{H}$ , where  $\chi$  is magnetic susceptibility. Then a pulse of the radio-frequency (RF) field  $\mathbf{H}_{\text{RF}} \perp \mathbf{H}$  deflects the magnetization by an angle  $\beta$ , and after that

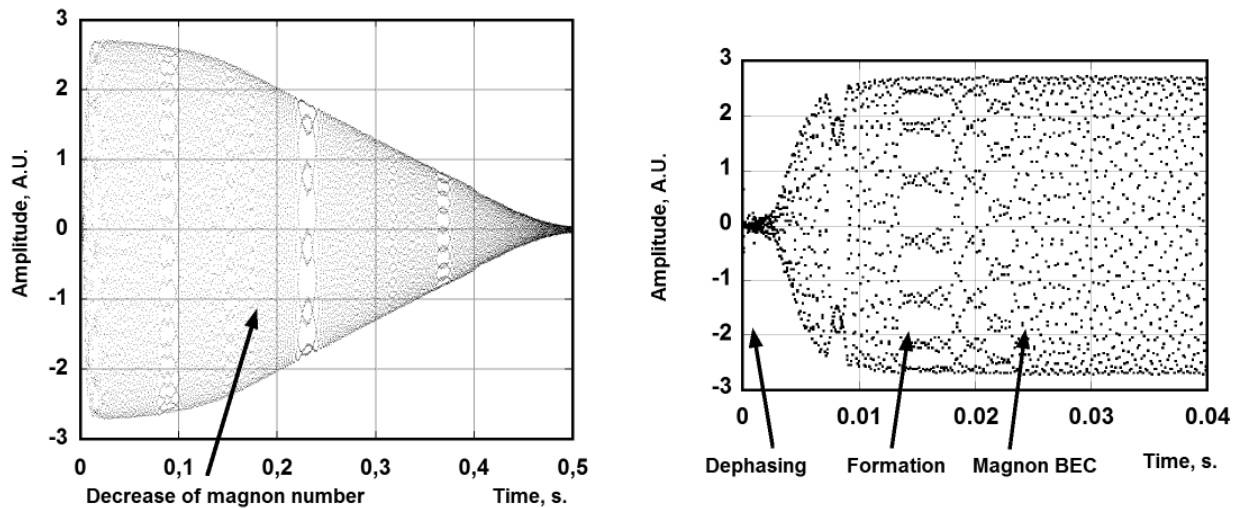


FIG. 1: The stroboscopic record of the induction decay signal on a frequency about 1 MHz. *left*: During the first stage of about 0.002 s the induction signal completely disappears due to dephasing. Then, during about 0.02 s, the spin supercurrent redistributes the magnetization and creates the phase coherent precession, which is equivalent to the magnon BEC state. Due to small magnetic relaxation, the number of magnons slowly decreases but the precession remains coherent. *right*: The initial part of the magnon BEC signal.

the induction signal from the free precession is measured. In the state of the disordered precession, spins almost immediately lose the information on the original common phase and frequency induced by the RF field, and due to this decoherence the measured induction signal is very short, of order  $1/\Delta\nu$  where  $\Delta\nu$  is the line-width coming from the inhomogeneity of magnetic field in the sample. In the BEC state, all spins precess coherently, which means that the whole macroscopic magnetization of the sample of volume  $V$  is precessing.

$$\mathcal{M}_x + i\mathcal{M}_y = \mathcal{M}_\perp e^{i\omega t + i\alpha}, \quad \mathcal{M}_\perp = \chi H V \sin \beta. \quad (3.1)$$

This coherent precession is manifested as a huge and long-lived induction signal, Fig. 1. It is important that the coherence of precession is spontaneous: the global frequency and the global phase of precession are formed by the system itself and do not depend on the frequency and phase of the initial RF pulse.

## B. Off-diagonal long-range order

The superfluid atomic systems are characterized by the off-diagonal long-range order (ODLRO) [29]. In superfluid  $^4\text{He}$  and in the coherent atomic systems the operator of annihilation of atoms with momentum  $\mathbf{p} = 0$  has a non-zero vacuum expectation value:

$$\langle \hat{a}_0 \rangle = \mathcal{N}_0^{1/2} e^{i\mu t + i\alpha}, \quad (3.2)$$

where  $\mathcal{N}_0$  is the number of particles in the Bose condensate, which in the limit of weak interactions between the atoms coincides at  $T = 0$  with the total number of atoms  $\mathcal{N}$ .

Eq. (3.1) demonstrates that in the coherent precession the ODLRO is manifested by a non-zero vacuum expectation value of the operator of creation of spin:

$$\langle \hat{S}_+ \rangle = \mathcal{S}_x + i\mathcal{S}_y = \frac{\mathcal{M}_\perp}{\gamma} e^{i\omega t + i\alpha}, \quad (3.3)$$

where  $\gamma$  is the gyromagnetic ratio, which relates magnetic moment and spin. This analogy suggests that in the coherent spin precession the role of the particle number  $\mathcal{N}$  is played by the projection of the total spin on the direction of magnetic field  $\mathcal{S}_z$ . The corresponding symmetry group  $U(1)$  in magnetic systems is the group of the  $O(2)$  rotations about the direction of magnetic field. This quantity  $\mathcal{S}_z$  is conserved in the absence of the spin-orbit interactions.

The spin-orbit interactions transform the spin angular momentum of the magnetic subsystem to the orbital angular momentum, which causes the losses of spin  $\mathcal{S}_z$  during the precession. In superfluid  $^3\text{He}$ , the spin-orbit coupling is relatively rather small, and thus  $\mathcal{S}_z$  is quasi-conserved. Because of the losses of spin the precession will finally decay, but during its long life time the precession remains coherent, Fig. 1. This is similar to the non-conservation of the number of atoms in the laser traps: though the number of atoms decreases with time due to evaporation, this does not destroy the coherence of the remaining atomic BEC.

### C. ODLRO and magnon BEC

The ODLRO in (3.3) can be represented in terms of magnon condensation. To view that let us use the Holstein-Primakoff transformation, which relates the spin operators with the operators of creation and annihilation of magnons

$$\hat{a}_0 \sqrt{1 - \frac{\hbar a_0^\dagger a_0}{2\mathcal{S}}} = \frac{\hat{S}_+}{\sqrt{2\mathcal{S}\hbar}}, \quad (3.4)$$

$$\sqrt{1 - \frac{\hbar a_0^\dagger a_0}{2\mathcal{S}}} \hat{a}_0^\dagger = \frac{\hat{S}_-}{\sqrt{2\mathcal{S}\hbar}}, \quad (3.5)$$

$$\hat{\mathcal{N}} = \hat{a}_0^\dagger \hat{a}_0 = \frac{\mathcal{S} - \hat{S}_z}{\hbar}. \quad (3.6)$$

Eq. (3.6) relates the number of magnons  $\mathcal{N}$  to the deviation of spin  $\mathcal{S}_z$  from its equilibrium value  $\mathcal{S}_z^{(\text{equilibrium})} = \mathcal{S} = \chi HV/\gamma$ . In the full thermodynamic equilibrium, magnons are absent (in  $^3\text{He-B}$  thermal magnons can be ignored, see Sec. ??). Each magnon has spin  $-\hbar$ , and thus the total spin projection after pumping of  $\mathcal{N}$  magnons into the system by the RF pulse is reduced by the number of magnons,  $\mathcal{S}_z = \mathcal{S} - \hbar\mathcal{N}$ . The ODLRO in magnon BEC is given by Eq. (3.2), where  $\mathcal{N}_0 = \mathcal{N}$  is the total number of magnons (3.6) in the BEC:

$$\langle \hat{a}_0 \rangle = \mathcal{N}^{1/2} e^{i\omega t + i\alpha} = \sqrt{\frac{2\mathcal{S}}{\hbar}} \sin \frac{\beta}{2} e^{i\omega t + i\alpha}. \quad (3.7)$$

Comparing (3.7) and (3.2), one can see that the role of the global chemical potential in atomic systems  $\mu$  is played by the global frequency of the coherent precession  $\omega$ , i.e.  $\mu \equiv \omega$ . This demonstrates that this analogy with the phenomenon of BEC in atomic gases takes



place only for the dynamic states of a magnetic subsystem– the states of precession. The ordered magnetic systems discussed in Refs. [18–21] are static, and for them the chemical potential of magnons is always zero.

There are two approaches to study the thermodynamics of atomic systems: at fixed particle number  $N$  or at fixed chemical potential  $\mu$ . For the magnon BEC, these two approaches correspond to two different experimental arrangement: the pulsed NMR and continuous wave NMR, respectively. In the case of free precession after the pulse, the number of magnons pumped into the system is conserved (if one neglects the losses of spin). This corresponds to the situation with the fixed  $\mathcal{N}$ , in which the system itself will choose the global frequency of the coherent precession (the magnon chemical potential). The opposite case is the continuous wave NMR, when a small RF field is continuously applied to compensate the losses. In this case the frequency of precession is fixed by the frequency of the RF field,  $\mu \equiv \omega = \omega_{\text{RF}}$ , and now the number of magnons will be adjusted to this frequency to match the resonance condition.

Finally let us mention that in the approach in which  $\mathcal{N}$  is strictly conserved and has quantized integer values, the quantity  $\langle \hat{a}_0 \rangle = 0$  in Eq. (3.2). In the same way the quantity  $\langle \hat{S}_+ \rangle = 0$  in Eq. (3.3), if spin  $\mathcal{S}_z$  is strictly conserved and takes quantized values. This means that formally there is no precession if the system is in the quantum state with fixed spin quantum number  $\mathcal{S}_z$ . However, this does not lead to any paradox in the thermodynamic limit: in the limit of infinite  $\mathcal{N}$  and  $\mathcal{S}_z$ , the description in terms of the fixed  $\mathcal{N}$  (or  $\mathcal{S}_z$ ) is equivalent to the description in terms of with the fixed chemical potential  $\mu$  (or frequency  $\omega$ ).

#### IV. PHENOMENOLOGY OF MAGNON SUPERFLUIDITY

We consider this phenomenology using  $^3\text{He-B}$  as an example.

##### A. Magnon spectrum and magnon mass

Let us neglect for a moment the anisotropy of spin wave velocity  $c$  and the spin-orbit interaction. Then the magnon spectrum in  $^3\text{He-B}$  has the following form:

$$\omega(k) = \frac{\omega_L}{2} + \sqrt{\frac{\omega_L^2}{4} + k^2 c^2}, \quad (4.1)$$

where  $\omega_L = \gamma H$ . At large momentum,  $ck \gg \omega$ , this spectrum transforms to the linear spectrum  $\omega = ck$  of spin waves propagating with velocity  $c$  which is on the order of the Fermi velocity  $v_F$ . At small  $k$ ,  $ck \ll \omega$ , this is the spectrum of massive particle

$$E_k = \hbar\omega(k), \quad \omega(k) = \omega_L + \frac{\hbar k^2}{2m_M}, \quad (4.2)$$

where the magnon mass is:

$$m_M = \frac{\hbar\omega_L}{2c^2}. \quad (4.3)$$

Since in  $^3\text{He-B}$  one has  $c \sim v_F$ , the relative magnitude of the magnon mass compared to the bare mass  $m_3$  of the  $^3\text{He}$  atom is

$$\frac{m_M}{m_3} \sim \frac{\hbar\omega_L}{E_F}, \quad (4.4)$$

where the Fermi energy  $E_F \sim m_3 v_F^2 \sim p_F^2/m_3$ . With the magnon gap  $\hbar\omega_L \sim 50 \mu\text{K}$  at  $\omega_L \sim 1\text{MHz}$ , and  $E_F \sim 1\text{K}$ , one has  $m_M \sim 10^{-4}m_3$ . Small mass of these bosons favors the Bose condensation. The opposite factor is the small density  $n$  of the bosons. From (3.6) it follows that the magnon density is

$$n = \frac{S - S_z}{\hbar} = \frac{\chi H}{\hbar\gamma} (1 - \cos\beta). \quad (4.5)$$

In the typical precessing state of  $^3\text{He-B}$  the magnon density  $n$  is by the same factor  $\hbar\omega_L/E_F$  smaller than the density of  $^3\text{He}$  atoms  $n_3 = p_F^3/3\pi^2\hbar^3$  in the liquid

$$\frac{n}{n_3} \sim \frac{\hbar\omega_L}{E_F}. \quad (4.6)$$

In  $^3\text{He-B}$ , the typical temperature  $T \sim 10^{-3}E_F$ . As we shall see below it is small compared to the temperature of Bose condensation,  $T < T_{\text{BEC}}$ . However,  $T$  is big compared to the magnon gap,  $T \gg \hbar\omega_L$ . But this does not make problem, this simply means that according to (4.1), thermal magnons are mostly the spin waves with linear spectrum  $\omega(k) = ck$  and with characteristic momenta  $k_T \sim T/\hbar c$ . The density of thermal magnons is  $n_T \sim k_T^3$ . At  $^3\text{He-B}$  temperatures, this density is much smaller than the density of condensed magnons and can be neglected,  $n_T/n \sim T^3/E_F^2\omega_L \ll 1$ .

The smallness of  $\omega_L \ll T$  modifies the estimate the temperature of the Bose condensation, compared to the atomic gases. Before we start pumping magnons, we have an equilibrium system of thermal magnons with  $\mu = 0$ . After pumping of extra magnons with density  $n$  we obtain the quasi-equilibrium state in which the number of magnons is temporarily conserved and thus the magnon system acquires a non-zero chemical potential,  $\mu \neq 0$ . The number of extra magnons which can be absorbed by thermal distribution without formation of BEC is thus the difference of the distribution function at  $\mu = 0$  and  $\mu \neq 0$  at the same temperature:

$$n = \sum_{\mathbf{k}} (f(E_k) - f(E_k - \mu)). \quad (4.7)$$

This quantity reaches its maximum value when  $\mu = \omega_L$ . Since  $\omega_L \ll T$  one has:

$$n_{\text{max}} = \omega_L \sum_{\mathbf{k}} \frac{df}{dE} \sim \frac{T^2\omega_L}{c^3}. \quad (4.8)$$

This gives the dependence of BEC transition temperature on the number of pumped magnons

$$T_{\text{BEC}} \sim \left( \frac{nc^3}{\omega_L} \right)^{1/2}. \quad (4.9)$$

At  $T < T_{\text{BEC}}$  the magnon BEC with  $k = 0$  must be formed. In  $^3\text{He-B}$ ,  $T_{\text{BEC}} \sim E_F$  which is by 3 to 4 orders of magnitude higher than the temperature at which superfluid  $^3\text{He}$  exists. As a result, in the coherently precessing state of  $^3\text{He-B}$  practically all the magnons are condensed in the ground state with  $k = 0$ , with negligible amount of thermal magnons, i.e. the Bose condensation of magnons in  $^3\text{He-B}$  is almost perfect.

The above estimate also demonstrates that in solid state magnetic systems the BEC may occur even at room temperature, see Ref. [7, 8].

## B. Order parameter and Gross-Pitaevskii equation

As in the case of the atomic Bose condensates the main physics of the magnon BEC can be found from the consideration of the Gross-Pitaevskii equation for the complex order parameter. The local order parameter is obtained by extension of Eq. (3.7) to the inhomogeneous case and is determined as the vacuum expectation value of the magnon field operator:

$$\Psi(\mathbf{r}, t) = \langle \hat{\Psi}(\mathbf{r}, t) \rangle \quad , \quad n = |\Psi|^2 \quad , \quad \mathcal{N} = \int d^3r |\Psi|^2 . \quad (4.10)$$

where  $n$  is magnon density. To avoid the confusion, let us mention that this order parameter (4.10) describes the coherent precession in any system, superfluid or non-superfluid. It has nothing to do with the multi-component order parameter which describes the underlying systems – superfluid phases of  $^3\text{He}$  [30]. In other words the mass superfluidity of  $^3\text{He}$  is accompanied by the antiferromagnetic ordering in the subsystem of nuclear spins. All the magnetic properties, which we are discussing here, are the properties of this magnetically ordered subsystem and are not connected directly to the mass superfluidity of  $^3\text{He}$ .

If the dissipation and pumping of magnons are ignored (on relaxation and pumping terms in magnon BEC see Ref. [31]), the corresponding Gross-Pitaevskii equation has the conventional form ( $\hbar = 1$ ):

$$-i \frac{\partial \Psi}{\partial t} = \frac{\delta \mathcal{F}}{\delta \Psi^*} , \quad (4.11)$$

where  $\mathcal{F}\{\Psi\}$  is the free energy functional, which plays the role of the effective Hamiltonian of the spin subsystem. In the coherent precession, the global frequency is constant in space and time (if dissipation is neglected)

$$\Psi(\mathbf{r}, t) = \Psi(\mathbf{r}) e^{i\omega t} , \quad (4.12)$$

and the Gross-Pitaevskii equation transforms into the Ginzburg-Landau equation with  $\omega = \mu$ :

$$\frac{\delta \mathcal{F}}{\delta \Psi^*} - \mu \Psi = 0 . \quad (4.13)$$

The important feature of the magnon systems is that that their number density is limited

$$n < n_{\max} = \frac{2S}{\hbar} . \quad (4.14)$$

For small  $n \ll n_{\max}$  the Ginzburg-Landau free energy functional has the conventional form

$$\mathcal{F} - \mu \mathcal{N} = \int d^3r \left( \frac{|\nabla \Psi|^2}{2m} + (\omega_L(\mathbf{r}) - \omega) |\Psi|^2 + F_{\text{so}}(|\Psi|^2) \right) . \quad (4.15)$$

Here  $\omega_L(\mathbf{r}) = \gamma H(\mathbf{r})$  is the local Larmor frequency, which plays the role of external potential  $U(\mathbf{r})$  in atomic condensates. The last term  $F_{\text{so}}(|\Psi|^2)$  contains nonlinearity which comes from the spin-orbit interaction. It is analogous to the 4-th order term in the atomic BEC, which describes the interaction between the atoms.

### C. Spin-orbit interaction as interaction between magnons

In the magnetic subsystem of superfluid  $^3\text{He}$ , the interaction term in the Ginzburg-Landau free energy is provided by the spin-orbit interaction – interaction between the spin and orbital degrees of freedom. Though the structure of superfluid phases of  $^3\text{He}$  is rather complicated and is described by the multi-component superfluid order parameter [30]), the only output needed for investigation of the coherent precession is the structure of the spin-orbit interaction term  $F_{\text{so}}(|\Psi|^2)$ , which appears to be rather simple. The spin-orbit interaction provides the effective interaction between magnons, which can be attractive or repulsive, depending on the orientation of spin and orbital degrees with respect to each other and with respect to magnetic field. The orbital degrees of freedom in the superfluid phases of  $^3\text{He}$  are characterized by the direction of the orbital momentum of the Cooper pair  $\hat{\mathbf{l}}$ , which also marks the axis of the spatial anisotropy of these superfluid liquids. By changing the orientation of  $\hat{\mathbf{l}}$  with respect to magnetic field one is able to regulate the interaction term in experiments.

In superfluid  $^3\text{He-B}$ , the spin-orbit interaction has a very peculiar properties. The microscopic derivation (see (10.14)) leads to the following form [32]:

$$F_{\text{so}}(s, l, \gamma) = \frac{2}{15} \frac{\chi}{\gamma^2} \Omega_L^2 \left[ \left( sl - \frac{1}{2} + \frac{1}{2} \cos \gamma (1+s)(1+l) \right)^2 + \frac{1}{8} (1-s)^2 (1-l)^2 + (1-s^2)(1-l^2)(1+\cos \gamma) \right]. \quad (4.16)$$

It is obtained by averaging of the spin-orbit energy over the fast precession of spins. Here  $s = \cos \beta$ , while  $l = \hat{\mathbf{l}} \cdot \hat{\mathbf{H}}$  describes the orientation of the unit vector  $\hat{\mathbf{l}}$  with respect to the direction  $\hat{\mathbf{H}}$  of magnetic field. The parameter  $\Omega_L$  is the so-called Leggett frequency, which characterizes the magnitude of the spin-orbit interaction and thus the shift of the resonance frequency from the Larmor value caused by spin-orbit interaction. In typical experimental situations,  $\Omega_L^2 \ll \omega^2$ , which means that the frequency shift is relatively small. Finally  $\gamma$  is another angle, which characterizes the mutual orientation of spin and orbital degrees of freedom. At not extremely low low temperatures ( $T \geq 0.2T_c$ ), it is a passive quantity: it takes the value corresponding to the minimum of  $F_{\text{so}}$  for given  $s$  and  $l$ , i.e.  $\gamma = \gamma(s, l)$ .

To obtain  $F_{\text{so}}(|\Psi|^2)$  in (4.15) at fixed  $\hat{\mathbf{l}}$ , one must express  $s$  via  $|\Psi|^2$ :

$$1 - s = 1 - \cos \beta = \frac{\hbar |\Psi|^2}{S}, \quad (4.17)$$

where  $S = \chi H / \gamma$  is spin density. Since Eq. (4.16) is quadratic in  $s$ , the spin-orbit interaction contains quadratic and quartic terms in  $|\Psi|$ . While the quadratic term modifies the potential  $U$  in the Ginzburg-Landau free energy, the quartic term simulates the interaction between magnons.

The profile of the spin-orbit interaction  $F_{\text{so}}(s, l, \gamma(s, l))$  shown in Fig. 2 determines different states of coherent precession and thus different types of magnon BEC in  $^3\text{He-B}$ , which depend on the orientation of the orbital vector  $\hat{\mathbf{l}}$ . The most important of them, which has got the name HPD, has been discovered about 30 years ago [10, 11].

## V. MAGNON SUPERFLUIDS IN $^3\text{HE-B}$

In this chapter we shall describe the main properties of magnon superfluidity in  $^3\text{He-B}$ . Some more detailed descriptions can be found in an original papers as well in a few review

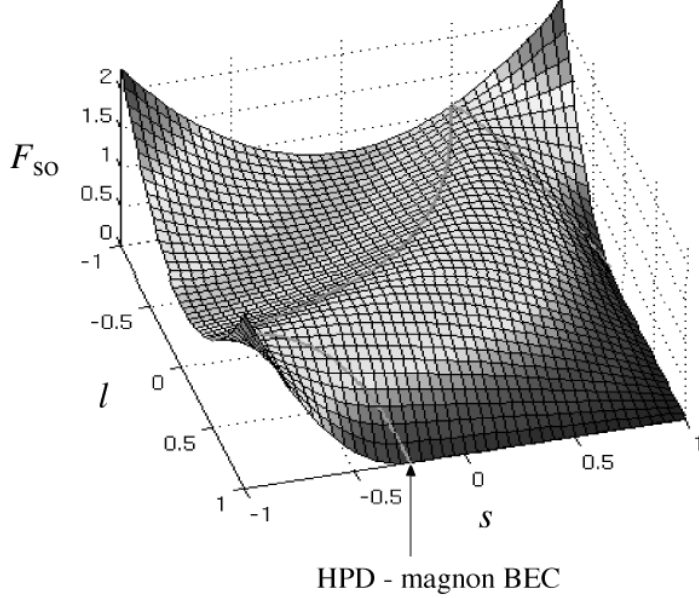


FIG. 2: The profile of the spin-orbit energy as a function of  $s = \cos \beta$  and orbital variable  $l$ , where  $\beta$  is the tipping angle of precession and  $l$  is the projection of the orbital angular momentum of a Cooper pair on the direction of magnetic field. Spontaneous phase-coherent precession emerging at  $l = 1$  and  $s \approx -1/4$  is called Homogeneously Precessing Domain (HPD). HPD is one of the representatives of magnon BEC in  ${}^3\text{He-B}$ .

articles [33–38].

### A. HPD as unconventional magnon superfluid

In the right corner of Fig. 2, the minimum of the free energy occurs for  $l = 1$ , i.e. for the orbital vector  $\hat{\mathbf{l}}$  oriented along the magnetic field. This means that if there is no other orientational effect on the orbital vector  $\hat{\mathbf{l}}$ , the spin-orbit interaction orients it along the magnetic field, and one automatically obtains  $l = \cos \beta_L = 1$ . The most surprising property emerging at such orientation is the existence of the completely flat region in Fig. 2. The spin-orbit interaction is identically zero in the large range of the tipping angle  $\beta$  of precession, for  $1 > s = \cos \beta > -\frac{1}{4}$  [30]:

$$F_{\text{so}}(\beta)_{l=1} = 0, \quad \cos \beta > -\frac{1}{4}, \quad (5.1)$$

$$F_{\text{so}}(\beta)_{l=1} = \frac{8}{15} \frac{\chi}{\gamma^2} \Omega_L^2 \left( \cos \beta + \frac{1}{4} \right)^2, \quad \cos \beta < -\frac{1}{4}. \quad (5.2)$$

Using Eq. (4.17) one obtains the Ginzburg-Landau potential in (4.15) with:

$$F_{\text{so}}(|\Psi|^2) = 0, \quad |\Psi|^2 < n_c = \frac{5}{4}S, \quad (5.3)$$

$$F_{\text{so}}(|\Psi|^2) = \frac{8}{15} \frac{\chi}{\gamma^2} \Omega_L^2 \left( \frac{|\Psi|^2}{S} - \frac{5}{4} \right)^2, \quad |\Psi|^2 > n_c = \frac{5}{4}S. \quad (5.4)$$

Eqs. (5.3) and (5.4) demonstrate that when the orbital momentum is oriented along the magnetic field, magnons are non-interacting for all densities  $n$  below the threshold value  $n_c = (5/4)S/\hbar$ . This is a really unconventional gas.

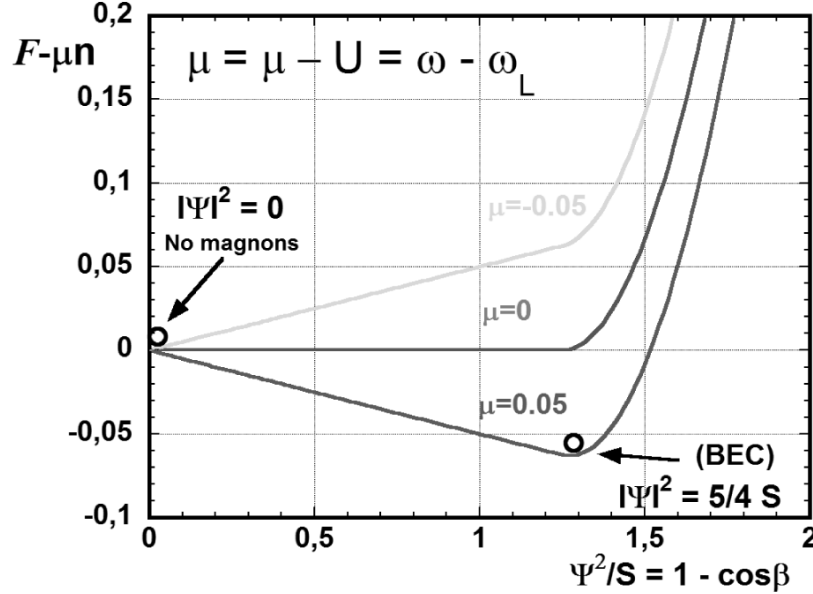


FIG. 3:  $F - \mu n$  for different values of the chemical potential  $\mu \equiv \omega$  in magnon BEC in  ${}^3\text{He-B}$ . For  $\mu < U$ , i.e. for  $\omega < \omega_L$ , the minimum of  $F - \mu n$  corresponds to zero number of magnons,  $n = 0$ . It is the static state without precession. For  $\mu = U$ , i.e. for  $\omega = \omega_L$ , the energy is the same for all densities in the range  $0 \leq n \leq n_c$ . For  $\mu > U$ , i.e. for  $\omega > \omega_L$ , the minimum of  $F - \mu n$  corresponds to the magnon BEC with density  $n \geq n_c$ . This corresponds to the coherent precession of magnetization with tipping angle  $\beta > 104^\circ$ .

The energy profile of  $F - \mu n$  is shown in Fig. 3 for different values of the chemical potential  $\mu \equiv \omega$ . For  $\mu$  below the external potential  $U$ , i.e. for  $\omega < \omega_L$ , the minimum of  $F - \mu n$  corresponds to zero number of magnons,  $n = 0$ . It is the static state of  ${}^3\text{He-B}$  without precession. For  $\mu > U$ , i.e. for  $\omega > \omega_L$ , the minimum of  $F - \mu n$  corresponds to the finite value of the magnon density:

$$n = n_c \left( 1 + \frac{3}{4} \frac{(\omega - \omega_L)\omega_L}{\Omega_L^2} \right). \quad (5.5)$$

This shows that the formation of HPD starts with the discontinuous jump from zero density of magnons to the finite density  $n_c = 5S/4\hbar$ , which corresponds to coherent precession with the large tipping angle – the so-called magic Leggett angle,  $\beta_c \approx 104^\circ$  ( $\cos \beta_c = -1/4$ ). This is distinct from the standard Ginzburg-Landau energy functional (see Eq. (6.4) for magnon BEC in  ${}^3\text{He-A}$ -phase below), where the Bose condensate density smoothly starts growing from zero and is proportional to  $\mu - U$  for  $\mu > U$ .

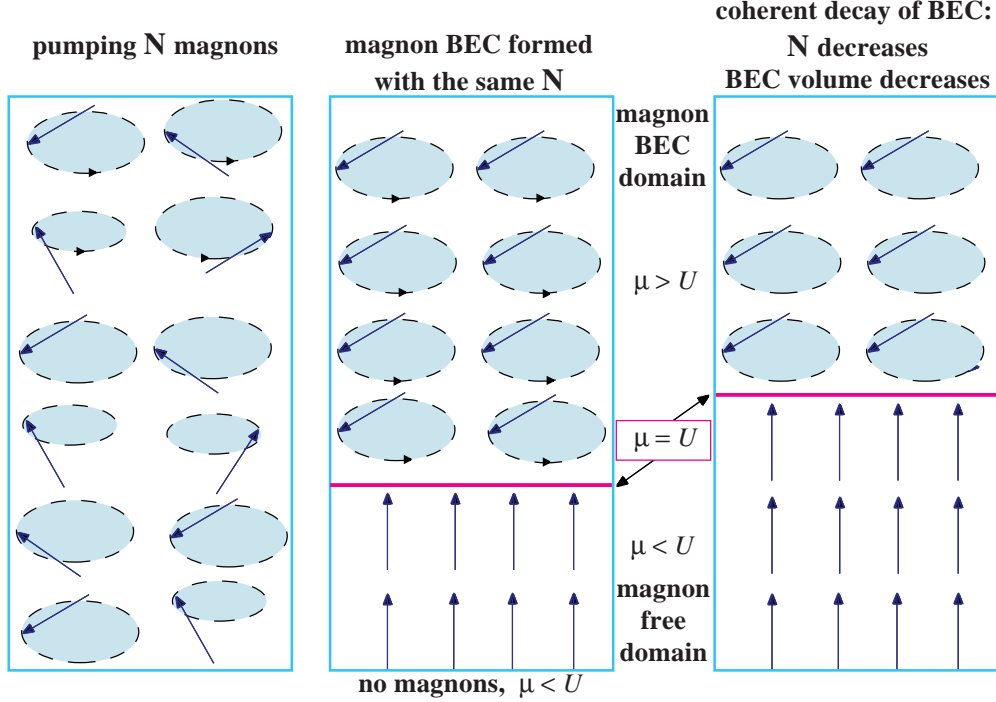


FIG. 4: Two domains emerging in  ${}^3\text{He-B}$  in the pulsed NMR experiments. *left*: Incoherent spin precession after the pulse of the RF field deflects magnetization from its equilibrium value. The total number of magnons pumped into the system is  $\mathcal{N} = (\mathcal{S} - \mathcal{S}_z)/\hbar$  magnons. *middle*: Formation of two domains. All  $\mathcal{N}$  magnons are concentrated in the part of the cell with lower magnetic field, forming the BEC state there. The volume of this state is determined by the magnon density in BEC,  $V = \mathcal{N}/n$ , where  $n \approx n_c$ . This volume determines the position  $z_0$  of the domain boundary  $z_0 = V/A$ , where  $A$  is the area of the cross-section of the cylindrical cell. The position of the interface in turn determines the global frequency of precession, which is equal to the local Larmor frequency at the phase boundary,  $\mu \equiv \omega = \omega_L(z_0)$ . *right*: Decay of magnon BEC. The number of magnons decreases due to spin and energy losses. Since the magnon density in BEC is fixed (it is always close to  $n_c$ ), the relaxation leads to the decrease of the volume of the BEC domain. However within this domain the precession remains fully coherent. While the phase boundary slowly moves down the frequency of the global precession gradually decreases, Fig. 5 *left*.

## B. Two-domain precession

The two states with zero and finite density of magnons, resemble the low-density gas state and the high density liquid state, respectively. Gas and liquid can be separated in the gravitational field: the heavier liquid state will be concentrated in the lower part of the vessel. For the magnon BEC, the role of the gravitational field is played by the gradient of magnetic field:

$$\nabla U \equiv \nabla \omega_L = \gamma \nabla H. \quad (5.6)$$

Thus applying the gradient of magnetic field along the axis  $z$ , one enforces phase separation, Fig. 4. The static thermodynamic equilibrium state with no magnons is concentrated in the region of higher field, where  $\omega_L(z) > \omega$ , i.e.  $U(z) > \mu$ . The magnon superfluid – the

coherently precessing state – occupies the low-field region, where  $\omega_L(z) < \omega$ , i.e.  $U(z) < \mu$ . This is the HPD state, in which all spins precess with the same frequency  $\omega$  and the same phase  $\alpha$ . In typical experiments the gradient is small, and magnon density is close to the threshold value  $n_c$ .

The interface between the two domains is situated at the position  $z_0$  where  $\omega_L(z_0) = \omega$ , i.e.  $U(z_0) = \mu$ . In the continuous NMR, the chemical potential is fixed by the frequency of the RF field:  $\mu = \omega_{\text{RF}}$ , this determines the position of the interface in the experimental cell.

In the pulsed NMR, the two-domain structure spontaneously emerges after the magnetization is deflected by the RF pulse (Fig. 4, *left* and *middle*). The position of the interface between the domains is determined by the number of magnons pumped into the system:  $\mathcal{N} = (\mathcal{S} - \mathcal{S}_z)/\hbar$ . The number of magnons is quasi-conserved, i.e. it is well conserved during the time of the formation of the two-domain state of precession. That is why the volume of the domain occupied by the magnon BEC after its formation is  $V = \mathcal{N}/n_c$ . This determined the position  $z_0$  of the interface, and the chemical potential  $\mu$  will be adjusted to this position:  $\mu = \omega_L(z_0)$ .

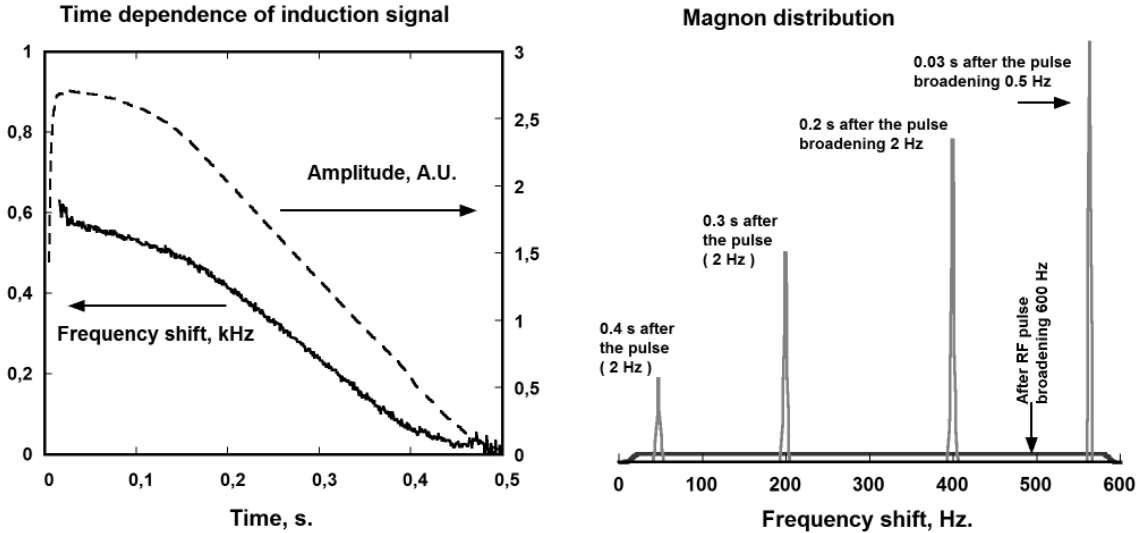


FIG. 5: The amplitude and frequency of the induction decay signal from magnon BEC. *left*: The condensate occupies the domain where the chemical potential  $\mu > U$  and radiates the signal corresponding to the Larmor frequency at the domain boundary of condensate. With relaxation the number of magnons decreases, and the chemical potential moves to the region with a lower Larmor frequency. *right*: The spectroscopic distribution of magnons. Immediately after the RF pulse each spin precesses with the local Larmore frequency. After the BEC formation, all the spins precess with the common frequency  $\omega$  and spontaneously emergent common phase  $\alpha$ . Due to relaxation the number of magnons decreases, leading to the continuously decreasing frequency. The small broadening of BEC state is due to relaxation. By comparing the initial broadening of the NMR line of about 600 Hz and final broadening of about 0.5 Hz we can estimate that about 99.9 % of the pumped magnons are in the condensate!

In the absence of the RF field, i.e. without continuous pumping of magnons, the magnon BEC decays due to losses of magnons. But the precessing domain remains in the fully coherent Bose condensate state, while the volume of the magnon superfluid gradually decreases



due to losses and the domain boundary slowly moves down (Fig. 4 *right*). The frequency  $\omega$  of spontaneous coherence as well as the phase of precession remain homogeneous across the whole domain of magnon BEC, but the frequency changes with time, since it is determined by the Larmor frequency at the position of the interface,  $\mu(t) \equiv \omega_L(z_0(t))$ . The change of frequency during the decay is shown in Fig. 5 *left*. This frequency change during the relaxation was the main observational fact that led Fomin to construct the theory of the two-domain precession [11].

The details of formation of the magnon BEC are shown in Fig. 1, where the stroboscopic record of induction decay signal is shown. During the first stage of about 0.002 s the induction signal completely disappears due to dephasing. Then, during about 0.02 s, the phase coherent precession spontaneously emerges, which is equivalent to the magnon BEC state. Due to a weak magnetic relaxation, the number of magnons slowly decreases but the precession remains coherent during the whole process of relaxation. The time of formation of magnon BEC is essentially shorter than the relaxation time, as clearly shown in Fig. 1 *right*.

### C. Mass and spin supercurrents in magnon BEC

As we already discussed, superfluidity is phenomenon arising due to spontaneous breaking of  $U(1)$  symmetry, which in our case is represented by the symmetry group  $SO(2)$  of spin rotations about direction of magnetic field. In atomic BEC and in helium superfluids such symmetry breaking leads to a non-zero value of the superfluid rigidity – the superfluid density  $\rho_s$  which enters the non-dissipative supercurrent of particles and thus to mass supercurrent. The same takes place for magnon BEC. But since magnons has both mass  $m_M$  and spin  $-\hbar$ , they carry both the mass and spin supercurrents. The corresponding Goldstone phonon mode of the magnon BEC has been experimentally observed: it is manifested as twist oscillations of the precessing domain in  $^3\text{He-B}$  [39] (see the Section below).

For small density of magnon condensate  $n \ll n_c$  the mass current of magnons is given by the traditional equation:

$$\mathbf{J} = \rho_s \mathbf{v}_s \quad , \quad \mathbf{v}_s = \frac{\hbar}{m_M} \nabla \alpha \quad , \quad \rho_s(T=0) = nm_M \quad . \quad (5.7)$$

In translationally invariant systems, where the mass current coincides with density of linear momentum, Eq.(5.7) can be obtained directly from the definition of linear momentum density in spin systems:

$$\mathbf{P} = (S - S_z) \nabla \alpha = n \hbar \nabla \alpha \quad , \quad (5.8)$$

where we used the fact that  $S - S_z$  and  $\alpha$  are canonically conjugated variables. As in conventional superfluids, the superfluid density of the magnon liquid is determined by the magnon density  $n$  and magnon mass  $m_M$ .

To avoid the confusion let us mention that in magnon BEC the superfluid density describes the coherent precession in magnetic subsystem and has nothing to do with the superfluid density of the underlying system – the superfluid  $^3\text{He}$ . In magnon BEC the superfluid mass current (5.7) carries magnons with mass  $m_M$ , while in atomic superfluids the superfluid mass current carries atoms. The mass current generated by precessing magnetization in magnon BEC is similar to electric current generated by precessing magnetization in ferromagnets [40], which is now used in spintronics (see e.g. the recent review [41]).

It is important that the proper atomic analog of magnon BEC is actually the  $A_1$  phase of  ${}^3\text{He}$ . Both systems are spin polarized: magnons have spin  $-\hbar$  while in  ${}^3\text{He-}A_1$  the atoms only with one spin polarization experience superfluidity [30]. As a result, both the superfluid current of magnons in magnons BEC and superfluid current of atoms in  ${}^3\text{He-}A_1$  are necessarily accompanied by the superfluid spin current. Since each magnon carries spin  $-\hbar$ , the magnon mass supercurrent is accompanied by the magnetization supercurrent – the supercurrent of the  $z$ -component of spin:

$$J_i^z = -\frac{\hbar}{m_M} J_i = -n \frac{\hbar^2}{m_M} \nabla_i \alpha. \quad (5.9)$$

The same is valid for  ${}^3\text{He-}A_1$  where the spin current is  $J_i^z = -\frac{\hbar}{2m_3}$ .

Let us note that the density of linear momentum of the spin subsystem is not well defined globally. While the total momentum of the system is conserved, the canonical momenta of the spin and orbital subsystems are not conserved separately [40, 42, 43]. For the particular choice of the linear momentum density in (5.8),  $\mathbf{P}$  is not defined at the points where  $\beta = \pi$ , because at  $\beta = \pi$  spins are stationary and thus the spin precession angle  $\alpha$  is ill defined. This is another interesting feature of the magnon superfluids, which becomes important for the magnon BEC emerging in normal (non-superfluid)  ${}^3\text{He}$ . The latter represents a coherently precessing structure at the interface between the equilibrium domain with  $\beta = 0$  and the domain with the reversed magnetization, i.e. with  $\beta = \pi$  [44].

#### D. London limit: hydrodynamics of magnon BEC

In HPD state of magnon BEC, the magnon density is comparable with the limiting value,  $n \approx (5/8)n_{\text{max}}$ , as a result the kinetic term in the Ginzburg-Landau energy becomes complicated. However, theory of HPD becomes simple in the London limit, where the magnon superfluidity is described by the hydrodynamic energy functional written in terms of density  $n$  and superfluid velocity  $\mathbf{v}_s$ . This hydrodynamic energy functional is similar to that in superfluid liquids and atomic BEC, but with some important differences. One of them is the anisotropy of magnon mass, which leads to anisotropy of superfluid density even at  $T = 0$ . Another one is the presence of the symmetry breaking term which depends explicitly on  $\alpha$ , and which gives rise to the mass of the Goldstone boson.

The hydrodynamic energy functional is expressed in terms of the canonically conjugated variables – number density  $n$  (magnon density) and the superfluid velocity  $\mathbf{v}_s$ , which is expressed via the gradient of the phase of the Bose condensate  $\alpha$  (the phase of the coherent precession of magnetization). It has the following general form:

$$F = \frac{1}{2} \rho_{sij}(n) v_{si} v_{sj} + \epsilon(n) - \mu n + F_{\text{sb}}(\alpha, n). \quad (5.10)$$

Here  $\mu$  as before is the chemical potential;  $\rho_{sij}$  is the tensor of anisotropic superfluid density and  $v_{si}$  is the superfluid velocity of magnon superfluid:

$$\rho_{sij}(n) = nm_{ij} \quad , \quad v_{si} = \hbar (m^{-1})_{ij} \nabla_j \alpha, \quad (5.11)$$

where the matrix of magnon masses  $m_{ij}(n)$  depends on magnon density  $n$  and tilting angle of precession. For the magnons propagating along the field and in the transverse directions,

their mass depends on the tilting angle in the following way:

$$\frac{1}{m^{\parallel}(n)} = 2 \frac{c_{\parallel}^2 \cos \beta + c_{\perp}^2 (1 - \cos \beta)}{\hbar \omega_L}, \quad (5.12)$$

$$\frac{1}{m^{\perp}(n)} = \frac{c_{\parallel}^2 (1 + \cos \beta) + c_{\perp}^2 (1 - \cos \beta)}{\hbar \omega_L}, \quad (5.13)$$

where the parameters  $c_{\parallel}$  and  $c_{\perp}$  are on the order of the Fermi velocity  $v_F$ . The mass supercurrent is however isotropic, when it expressed via  $\alpha$ :

$$J_i = \frac{dF}{dv_{si}} = \hbar n \nabla_i \alpha, \quad (5.14)$$

which is in agreement with equation (5.8) for linear momentum.

Finally  $F_{\text{sb}}$  is the symmetry breaking term which depends explicitly on  $\alpha$ . It arises only in case of continuous wave NMR, where it comes from interaction of the condensate with applied RF field, which is needed to compensate the relaxation of magnons. This term explicitly violates the  $U(1)$  symmetry and that is why it gives rise to the mass of Goldstone boson which we discuss later on.

The hydrodynamic equations for magnon superfluid are the Hamilton equations for the canonically conjugated variables  $n$  and  $\alpha$ :

$$\dot{\alpha} = \frac{\delta F}{\delta n}, \quad \dot{n} = -\frac{\delta F}{\delta \alpha}. \quad (5.15)$$

This superfluid spin current is as before determined by the spin to mass ratio for the magnon. But because the magnon mass is anisotropic, the spin current transferred by the coherent spin precession is anisotropic too:

$$J_z^z = -\frac{\hbar^2}{m^{\parallel}(n)} n \nabla_z \alpha, \quad (5.16)$$

$$\mathbf{J}_{\perp}^z = -\frac{\hbar^2}{m^{\perp}(n)} n \nabla_{\perp} \alpha. \quad (5.17)$$

The anisotropy of the current in Eqs. (5.16-5.17) is an important modification of the conventional Bose condensation, since it is absent in the atomic Bose condensates. The spin supercurrent becomes isotropic, when it is expressed in terms of superfluid velocity:

$$J_i^z = \hbar (m^{-1})_{ij} J_j = \hbar n v_{si}. \quad (5.18)$$

### E. Goldstone mode of coherent precession – sound in magnon BEC

In atomic superfluids, sound is the Goldstone mode of the spontaneously broken  $U(1)$  symmetry. The same sound mode exists in magnon BEC.

The HPD formation corresponds to an energy minimum under the condition of conservation of the total longitudinal magnetization of the sample. There is a powerful feedback mechanism that returns the system to the homogeneous precession state after any disturbance. This is the excitation of spin supercurrent transport between nonhomogeneous states of the precessing magnetization. Therefore oscillations of the magnetization distribution near

the equilibrium HPD state can take place. The frequencies of two modes of such oscillation were calculated first by Fomin [45]. There are torsional oscillations in bulk and surface oscillations (Fig. 6). Under experimental conditions both bulk and surface oscillation modes have been observed [39, 46, 47]. The complete review of this experiments one can found in Ref. [33].

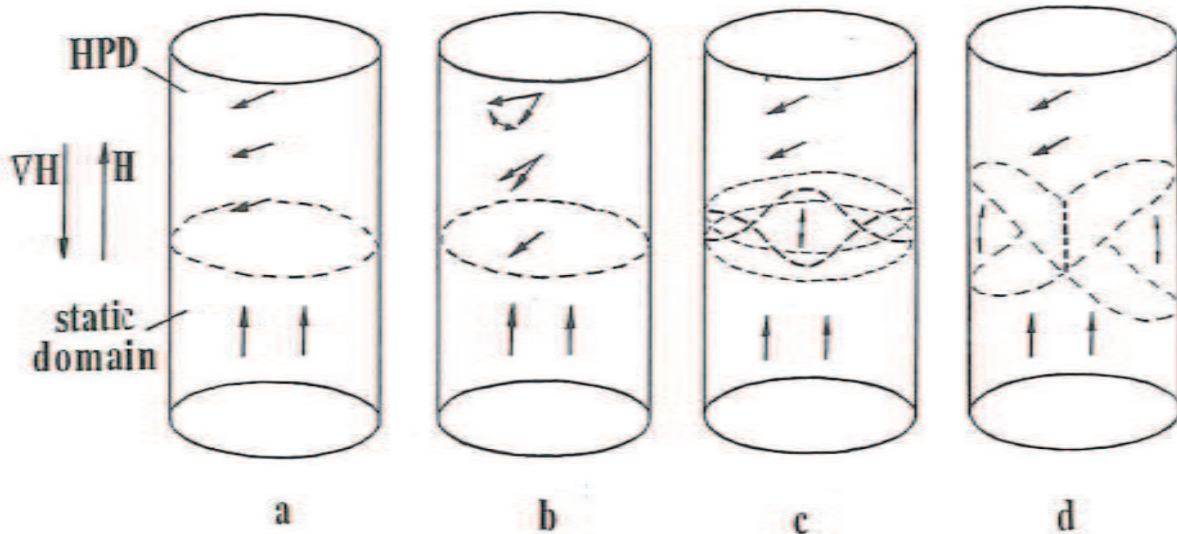


FIG. 6: Schematic representation of the precessing magnetization in the rotating frame for an equilibrium HPD (a); Goldstone mode of coherent precession – analog of the sound wave in atomic BEC – is the mode of twist oscillations (b); surface oscillations – analogs of gravity waves on the surface of a liquid (c, d).

The surface oscillations at the domain boundary are analogous to gravity waves on the surface of liquids, whose spectrum is  $\omega^2 = gk$ , where  $g$  is the gravitational field. The role of the gravitational field is played by the gradient of Zeeman energy, while the kinetic energy of the spin supercurrent plays the role of the kinetic energy of the flow of the liquid. For a cylindrical cell we can visualize these oscillations as the surface waves of water in a glass.

Torsional oscillations originate from the degeneracy of the precessing states with respect to the phase of the precession  $\alpha$ . This mode, called the twisting mode, corresponds to spatial oscillations of the phase of the magnetization precession inside the HPD with spin supercurrent feedback response, and thus represents the Goldstone mode of the spontaneously broken  $U(1)$  symmetry. It is analogous to a sound wave in atomic superfluids. The sound

mode in magnon subsystem is obtained from linearization of the hydrodynamic equations (5.15). It has been calculated in Ref.[45] and identified experimentally in Ref. [39].

There are several conditions required for the existence and stability of the magnon BEC. Some of them are the same as for the conventional atomic BEC, but there are also important differences, which we discuss later. One of the conditions is that the compressibility  $\beta_M$  of the magnon gas must be positive:

$$\beta_M^{-1} = n \frac{dP}{dn} = n^2 \frac{d^2\epsilon}{dn^2} > 0 . \quad (5.19)$$

This condition means that the fourth order term in the Ginzburg-Landau free energy should be positive, i.e. the interaction between magnons should be repulsive. The magnon interaction energy  $\epsilon(n)$  is provided by spin-orbit (dipole-dipole) interaction. It has a very peculiar form for HPD in  $^3\text{He-B}$ :

$$\epsilon(n) \equiv E_{\text{so}}(n) = \frac{8\chi\Omega_L^2}{15\gamma^2} \left( \frac{\hbar n}{S} - \frac{5}{4} \right)^2 \Theta \left( \frac{\hbar n}{S} - \frac{5}{4} \right) , \quad (5.20)$$

where  $\Theta(x)$  is Heaviside step function;  $\Omega_L$  is Leggett frequency (we assume that  $\Omega_L \ll \omega_L$ ). This means that in this state of magnon BEC a stable coherent precession occurs only at large enough magnon density  $n > 5S/4\hbar$ , where  $d^2E_{\text{so}}/dn^2 > 0$ . This corresponds to  $\cos\beta < -1/4$ . The magnon BEC state in (5.32) also satisfy the condition (5.19), while the magnon condensates in (5.31) and in bulk  $^3\text{He-A}$  are unstable.

The compressibility of the magnon gas determines the speed of sound propagating in the magnon gas. Since the magnons mass is anisotropic the phonon spectrum is also anisotropic:

$$(c_s^2)^{ij} = (m^{-1})^{ij} \frac{dP}{dn} = n \frac{d^2E_{\text{so}}}{dn^2} (m^{-1})^{ij} . \quad (5.21)$$

In the typical experiments with HPD,  $\cos\beta$  is close to  $-1/4$ , i.e.  $\cos\beta = -1/4 - 0$ . For such  $\beta$  one has:

$$c_{s\parallel}^2 = \frac{n}{m_{\parallel}} \frac{d^2E_{\text{so}}}{dn^2} = \frac{2}{3} \frac{\Omega_L^2}{\omega_L^2} (5c_{\perp}^2 - c_{\parallel}^2) , \quad (5.22)$$

$$c_{s\perp}^2 = \frac{n}{m_{\perp}} \frac{d^2E_{\text{so}}}{dn^2} = \frac{1}{3} \frac{\Omega_L^2}{\omega_L^2} (5c_{\perp}^2 + 3c_{\parallel}^2) . \quad (5.23)$$

Owing the anisotropy of phonon spectra, the spin waves velocities appears differently in the modes of oscillations in Fig. 6. While the frequency of twist oscillations is proportional to  $c_{s\parallel}$ , the frequency of surface waves is proporsional to  $\sqrt{c_{s\parallel}c_{s\perp}}$ . By the experimental investigations of these two modes of oscillations the experimental group in Kapitza Institute was able to measure the spin wave velocities  $c_{\parallel}$  and  $c_{\perp}$  [33, 47].

## F. Mass of phonons in magnon superfluid

As distinct from the conventional superfluids, in magnon BEC one may introduce experimentally the symmetry breaking field which smoothly violates the  $U(1)$  symmetry and induces a small gap (mass) in the phonon spectrum. This mass has been measured.

The symmetry-breaking term appears in continuous wave NMR, when the relaxation of magnon BEC is compensated by RF field. It describes the interaction  $F_{\text{sb}}(\alpha, n) = -\gamma \mathbf{H}_{\text{RF}} \cdot \mathbf{S}$  of the precessing magnetization with the RF field  $\mathbf{H}_{\text{RF}}$ , which is transverse to the applied constant field  $\mathbf{H}$ . In continuous wave NMR experiments the RF field prescribes the frequency of precession,  $\omega = \omega_{\text{RF}}$ , and thus fixes the chemical potential  $\mu$ ; while in the state of free precession the chemical potential  $\mu$  is determined by the number of pumped magnons. The symmetry-breaking term depends explicitly on the phase of precession  $\alpha$  with respect to the direction of the RF-field in the precessing frame:

$$F_{\text{sb}} = -\gamma H_{\text{RF}} S_{\perp} \cos \alpha = -\gamma H_{\text{RF}} S \sin \beta \left( 1 - \frac{\alpha^2}{2} \right). \quad (5.24)$$

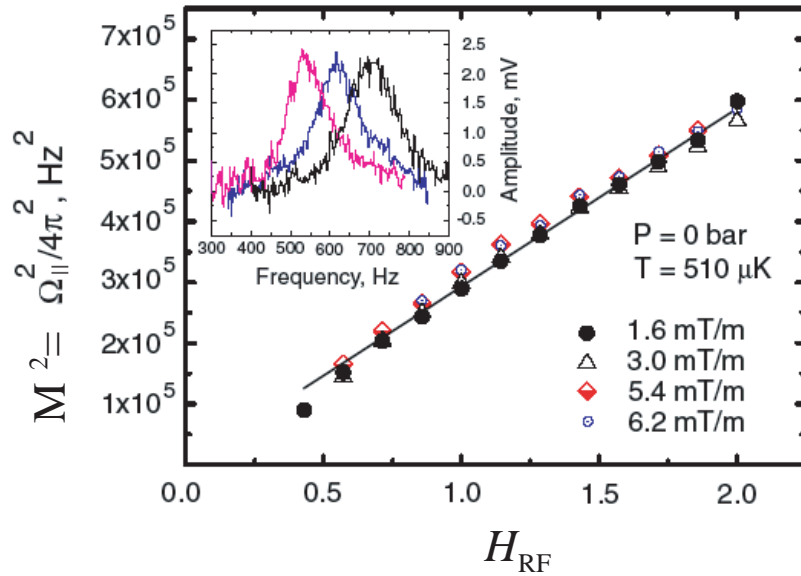


FIG. 7: Phonon mass in magnon BEC as a function of the symmetry breaking field. From [50].

Due to explicit dependence on  $\alpha$ , this term generates the mass of the Goldstone boson (phonon) [48]. For  $\cos \beta = -1/4$  the phonon spectrum becomes:

$$\omega_s^2(\mathbf{k}) = (c_s^2)^{ij} k_i k_j + m_s^2, \quad m_s^2 = \frac{4}{\sqrt{15}} \gamma H_{\text{RF}} \frac{\Omega_L^2}{\omega_L}. \quad (5.25)$$

Two experiments with HPD [49, 50] reported the gap in the spectrum of the collective mode of the coherent precession. The measured gap is proportional to  $H_{\text{RF}}^{1/2}$  in agreement with (5.25).

### G. Spin vortex– topological defect of magnon BEC

The phase coherent precession of magnetization in superfluid  $^3\text{He}$  has all the properties of the coherent Bose condensate of magnons. The main spin-superfluid properties of HPD have been verified already in the early experiments about 30 years ago, including spin supercurrent

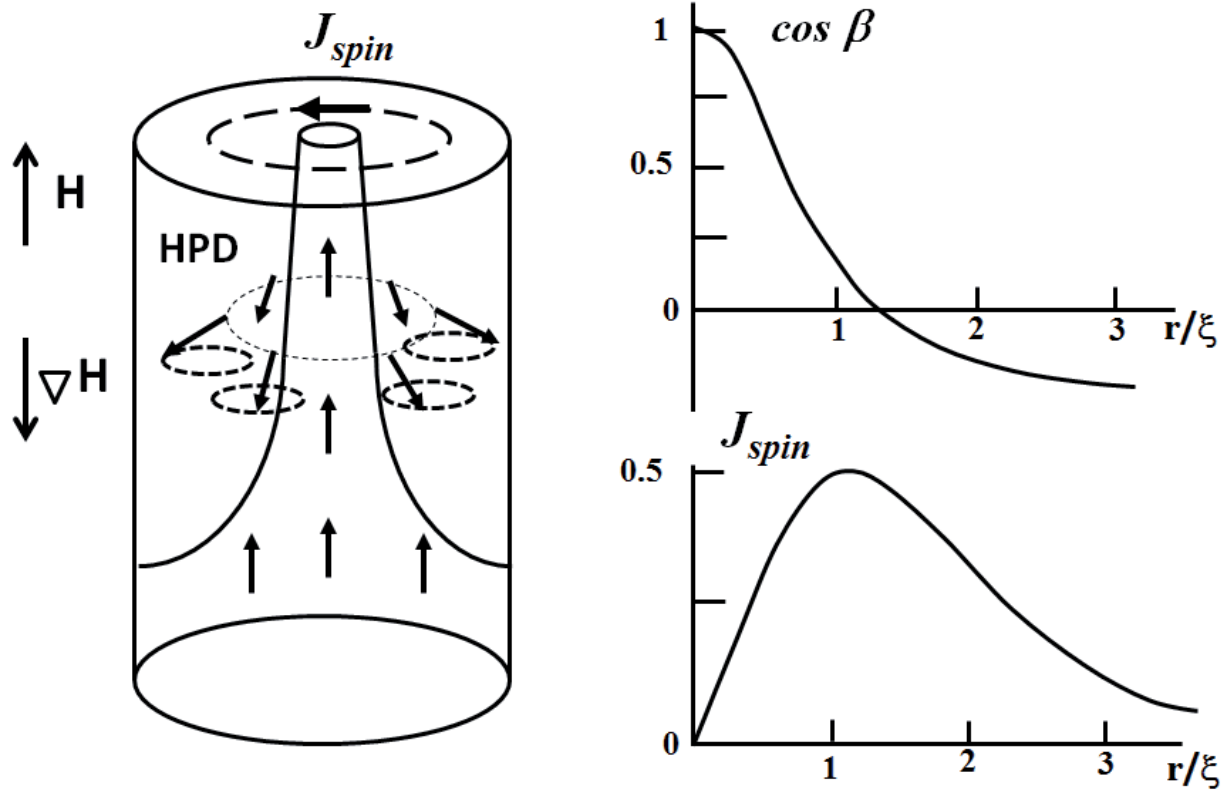


FIG. 8: Spin supercurrent vortex in magnon BEC in  $^3\text{He-B}$ . As in the case of the mass supercurrent vortex in  $^3\text{He-A}$ , the core of the spin vortex does not have a singularity. The density of spin supercurrent in Eq.(5.17), which is  $J_{\text{spin}} \propto (1 - \cos \beta)\nabla\alpha$ , virtually goes to zero near the core, as was calculated by Fomin. According to Eq.(5.28) the magnetic coherence length  $\xi$  and the size of the vortex core diverge when the HPD domain boundary is approached where the local Larmor frequency  $\omega_L = \omega$ .

which transports the magnetization (analog of the mass current in conventional superfluids); spin current Josephson effect and phase-slip processes at the critical current [51, 55], which we shall discuss later.

Then the spin current vortex has been observed [57] – a topological defect which is an analog of a quantized vortex in superfluids and of an Abrikosov vortex in superconductors. The precession angle  $\alpha$  has  $2\pi$  winding around the vortex core. In the magnon BEC description, where  $\alpha$  is the phase of magnon condensate, this is the mass current vortex, and since magnons are spin polarized this gives rise to spin current in Eq.(5.17) circulating around the vortex core, see Fig. 8.

Since in the central part of cylindrical cell the phase  $\alpha$  changes by  $2\pi$  around the center, the transverse magnetization  $\mathbf{M}_\perp$  is opposite on the opposite sides of the cell. In the central part of the cell, i.e. in the vortex core, the magnetization remains vertical and does not precess. The magnon BEC with a spin vortex is created by applying the quadrupole RF field. For this purpose two parts of the saddle NMR coil are connected in opposite directions, so that the phase of RF field (and consequently the phase  $\alpha$ ) was opposite at the opposite sides of the cell. By these NMR coils practically the same HPD signal was observed as in the

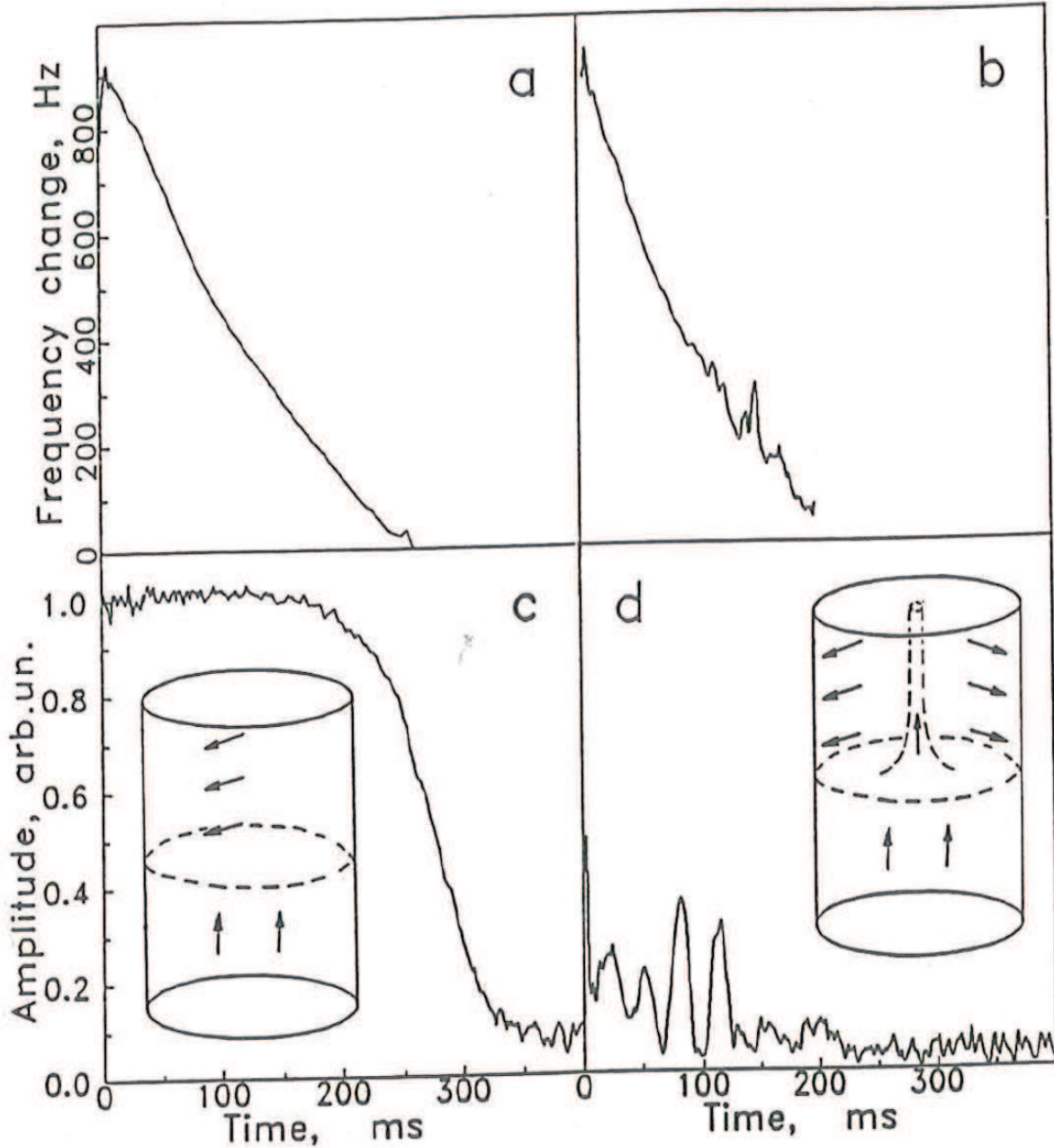


FIG. 9: NMR signature of spin vortex in magnon BEC in  ${}^3\text{He-B}$ . Frequency (top) and amplitude (bottom) of HPD induction decay measured by a pick-up coil. The HPD was maintained with an RF field from parallel connected coils (left) and oppositely (quadrupole) connected coils (right) at  $P = 29.3$  bar,  $T = 0.5T_c$ . After the quadrupole excitation the frequency decays with time in the same way as in conventional vortex-free precession, while the amplitude of the HPD signal is nearly zero because of compensation of signals from opposite sides of the cells where the phase  $\alpha$  of precession differs by  $\pi$ .



conventional arrangement with the parallel connection of the coils, though with a slightly reduced amplitude. This shows that HPD is created with opposite  $\alpha$  on opposite sides of the cell. To verify this a pair of small pick-up coils are installed at the top of the cell connected in usual way. When the RF field is switched off, the pick up coils received a very small RF signal from HPD, while the frequency of this signal corresponded to the full HPD signal. This means that HPD generated the signal with the opposite phase at the two sides of the pickup coils, which nearly compensated each other (see Fig. 9). This corresponds to HPD with a circular gradient of  $\alpha$ , as shown in Fig. 8. The magnetization is oriented vertically in the vortex core. On the periphery of the cell it precesses with tipping angle  $104^\circ$ , and with  $2\pi$  phase winding around the center. This type of HPD should radiate at frequency, which corresponds to the Larmor field on the boundary of HPD, but should not produce any signal in the pick-up coil. A small signal appears due to asymmetry of the pick-up coil; oscillations of this signal may correspond to nutations of the vortex core.

### H. Critical velocities, coherence length and the vortex core radius

In atomic BEC the speed of sound determines the coherence length, the size of the vortex core and the Landau critical velocity of flow at which phonons are created:

$$v_L = c_s \quad , \quad r_{\text{core}} \sim \xi \sim \frac{\hbar}{m c_s} . \quad (5.26)$$

The extension to the magnon BEC would suggest that the coherence length and the size of the vortex core in the HPD state should be on the order of:

$$r_{\text{core}} \sim \frac{\hbar}{m_M c_s} \sim \frac{c}{\Omega_L} . \quad (5.27)$$

However, this naive extension does not work, and Eq.(5.27) gives only the lower bound on the core size. The core is larger due to specific profile of the Ginzburg-Landau (dipole) energy in Eq.(5.20) which is strictly zero for  $\cos\beta > -1/4$ . This leads to the special topological properties of coherent precession (see Ref. [58]). As a result the spin vortex created and observed in Ref. [57] has a continuous core with broken symmetry, similar to vortices in superfluid  $^3\text{He-A}$  [59]. The size of the continuous core is determined by the proper coherence length [60] which can be found from the competition between the first two terms in the Ginzburg-Landau free energy in Eq.(4.15):

$$r_{\text{core}} \sim \xi \sim \frac{\hbar}{\sqrt{m_M(\mu - \omega_L)}} \sim \frac{c}{\sqrt{\omega_L(\omega - \omega_L)}} . \quad (5.28)$$

This coherence length determines also the critical velocity for creation of vortices:

$$v_c \sim \frac{\hbar}{m_M r_{\text{core}}} . \quad (5.29)$$

It is smaller than the Landau critical velocity for creation of phonons, which in the case of isotropic sound is

$$v_L = c_s . \quad (5.30)$$

The Landau criterion for onset of the phonon radiation in the case of anisotropic speed of sound has been derived in Ref. [61].

For large tipping angles of precession the symmetry of the vortex core is restored: the vortex becomes singular with the core radius  $r_{\text{core}} \sim c/\Omega_L$  in (5.27) [62].

Other topological defects possible in the coherent precession beyond the Ginzburg-Landau model of magnon BEC are discussed in [58]. In BEC of excitations, the topological defects have been detected in exciton-polariton condensate [63]. Among them the half quantum vortices – vortices with half of the circulation quantum. Half quantum vortices are topologically stable in the superfluid  $^3\text{He-A}$  [64], but they still remain elusive there.

### I. Spin supercurrent transport

The next step in investigations of the magnon BEC was the experimental studies of spin supercurrent between two independent HPD states, connected by a channel which was either perpendicular [33, 51, 52] or parallel to magnetic field [53].

In the first case the steady state spin supercurrent was created between two magnon condensates formed in two different cells. The two cells were connected by a channel of a diameter 1.4 mm. The HPD states were formed in both cells by a CW NMR. The frequency of RF field  $\omega$  was chosen to be slightly above the local Larmor frequency  $\omega_L$  in the channel, this determines the coherence length  $\xi$  of magnon BEC in (5.28). The HPD penetrates in a channel as shown in Fig. (10). Then one slightly changes the frequency in one of the cells. The gradient of phase of precession appears which leads to the growing spin supercurrent in the channel, which is proportional to the difference of the phases between two HPD. This is the current of magnons, which transports the magnetization and consequently the Zeeman energy from one cell to another. As a result, in one of the cells the density of magnons decreases and the HPD starts to absorb more RF energy to compensate the extra losses. Contrary, in the other cell the more magnons appear and thus the absorbed energy decreases. At some conditions the transport of magnons becomes so big, that absorption transforms to radiation from HPD. It means that the apparatus starts to operate as a spin supercurrent transformer, which transports the RF signal from one coil to another. By changing the amplitude of the RF field one can measure directly the value of spin supercurrent in the channel. If one removes the difference in frequencies of two HPD states (the difference in chemical potentials of two magnon condensates), the spin supercurrent remains stable and is proportional to the difference of phases between the condensates. By increasing the phase difference one is able to reach a critical current, at which the spin supercurrent starts losing the  $2\pi$  windings. These phase slippages were measured as a function of  $\omega - \omega_L$  in the channel and thus as a function of the coherence length  $\xi$ , in a good agreement with theory, see Fig. 10 *top right*. The  $2\pi$  slippage cases as well a multi  $2\pi$  slippage were observed. In some cases the  $2\pi$  slippage was separated by two independent slippages, which can be explained by the formation of a spin-current vortex [33] or  $\pi$ -soliton inside the channel as the intermediate state.

### J. Spin-current Josephson effect

The Josephson effect is the response of the current to the phase between two weakly connected regions of coherent quantum states. It was described by Josephson [54] for the

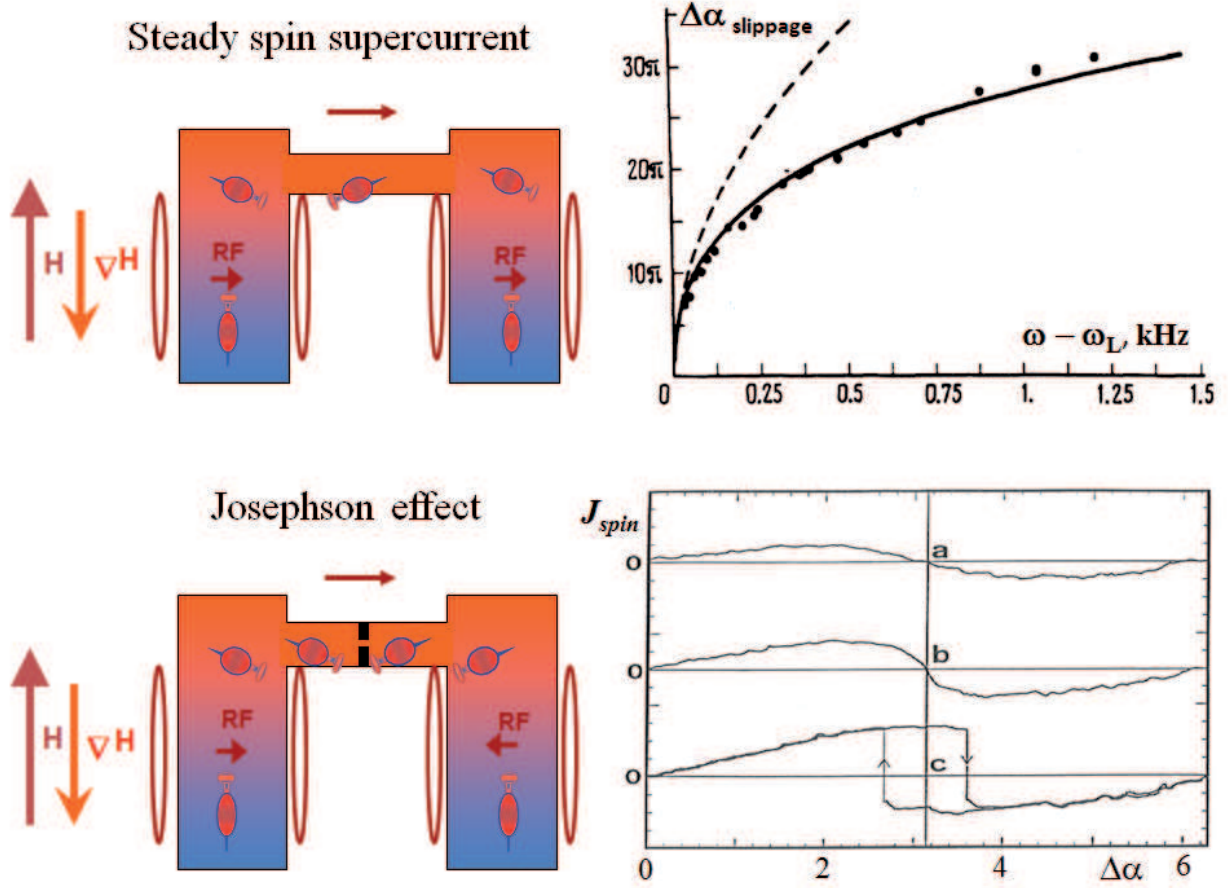


FIG. 10: Illustration of experimental observation of spin supercurrent between two HPD states (*top left*) and the Josephson effect (*bottom left*). The measured critical spin current in the channel as a function of  $\omega - \omega_L$  and thus as a function of the coherence length  $\xi$  in (5.28) (*top right*). For observation of the dc and ac Josephson effects the orifice of diameter about 0.4 mm was installed (*bottom left*). The Josephson effect for magnon BEC demonstrates the interference between two magnon condensates. Spin current as a function of the phase difference across the junction,  $\alpha_2 - \alpha_1$ , where  $\alpha_1$  and  $\alpha_2$  are phases of precession in two coherently precessing domains (*bottom right*). Different experimental records correspond to a different ratio between the diameter of the orifice and the coherence length  $\xi$  of magnon BEC. The pure dc Josephson phenomenon was observed for magnetic coherent length  $\xi = 1.3$  mm (a) and the distorted one for  $\xi = 0.8$  mm (b). The phase slippage processes were observed for  $\xi = 0.7$  mm (c).

case of two quantum states, separated by the potential barrier. This phenomenon is usually studied for the case of quantum states connected by a conducting bridge with the dimensions smaller than the coherence length. In this case the coherent state in the bridge cannot be established so there is no phase memory, which determines the direction of the phase gradient. As a result the supercurrent is determined only by the phase difference between the two states. As the dimensions of the conducting bridge increase, the more complex current-phase relation is observed. For bridge dimensions of the order of the coherence length, a transition to a hysteretic scenario with phase slippage appears.

In the case of mass and electronic supercurrents the coherence length is a function of the temperature. In the case of spin supercurrents, however, the Ginzburg- Landau coherence length  $\xi$  is not only a function of temperature, but also a function of the difference between the HPD precession frequency and the local Larmor frequency, according to Eq.(5.28). This quantity can be varied experimentally with a magnetic field gradient or position of the domain boundary. As a result one is able to change the coherence length in the region of the orifice in the channel and observe the change from the canonical current-phase relation to phase slip behavior. This experiment made in Kapitza Institute [33, 55, 56] is schematically presented in Fig. 10. The orifice, of diameter 0.48 mm, was placed in the central part of the channel. The current-phase characteristics, observed in this experiment are represented for different positions of the domain boundary related to the orifice. One can easily see that the current in Fig. (a) corresponds to the canonical current-phase relation, which transforms to the nonlinear relation in Fig. (b) and then to a phase slip phenomenon in Fig. (c).

### K. Other states of magnon BEC in $^3\text{He-B}$

Recent experiments in  $^3\text{He-B}$  allowed to probe the BEC states that emerge in the valley on the other side of the energy barrier in Fig. 2. This became possible by immersing the superfluid  $^3\text{He}$  in a very porous material called aerogel. By squeezing or stretching the aerogel sample, one creates the global anisotropy which captures the orbital vector  $\hat{\mathbf{I}}$ . This allows to orient the orbital vector  $\hat{\mathbf{I}}$  in the desirable direction with respect to magnetic field [65, 66].

For the transverse orientation of  $\hat{\mathbf{I}}$ , i.e. for  $l = 0$ , two new BEC states have been identified. One of them exists at  $|\Psi|^2 < S/\hbar$  and has the following form of spin-orbit interaction obtained from Eq. (4.16) (we omit for simplicity the constant term):

$$F_{\text{so}}(\Psi)_{l=0} = -\frac{\chi}{4\gamma^2}\Omega_L^2 \left( \frac{|\Psi|^2}{S} - \frac{4}{5} \right)^2, \quad |\Psi|^2 < \frac{S}{\hbar}. \quad (5.31)$$

This state has an attractive interaction between magnons, and is unstable since the compressibility  $\beta_M$  of the magnon gas in (5.19) is negative:  $d^2\epsilon/dn^2 < 0$ .

The other state exists at  $|\Psi|^2 > S/\hbar$  and has the following form of spin-orbit interaction

$$F_{\text{so}}(\Psi)_{l=0} = \frac{\chi}{20\gamma^2}\Omega_L^2 \left( \frac{|\Psi|^2}{S} - 2 \right)^2, \quad |\Psi|^2 > \frac{S}{\hbar}. \quad (5.32)$$

This state has repulsive interaction between magnons and is stable. The magnon BEC formation under these conditions has been observed [67].

## VI. MAGNON BEC IN $^3\text{He-A}$

As in the case of  $^3\text{He-B}$ , all the information on the  $^3\text{He-A}$  order parameter needed to study the coherent precession is encoded in the spin-orbit interaction.

### A. Instability of magnon BEC in bulk $^3\text{He-A}$

For  $^3\text{He-A}$ , the spin-orbit interaction averaged over the fast precession has the following form [70]:

$$F_{\text{so}}(|\Psi|) = \frac{\chi\Omega_L^2}{4\gamma^2} \times \left[ -2\frac{|\Psi|^2}{S} + \frac{|\Psi|^4}{S^2} + \left( -2 + 4\frac{|\Psi|^2}{S} - \frac{7|\Psi|^4}{4S^2} \right) (1-l^2) \right] \quad (6.1)$$

In a static bulk  $^3\text{He-A}$ , when  $\Psi = 0$ , the spin-orbit energy  $F_{\text{so}}$  in Eq.(6.1) is minimized when the orbital vector  $\hat{\mathbf{l}}$  is perpendicular to magnetic field, i.e. for  $l = 0$ . Then one has

$$F_{\text{so}}(|\Psi|, l = 0) = \frac{\chi\Omega_L^2}{4\gamma^2} \left[ -2 + 2\frac{|\Psi|^2}{S} - \frac{3|\Psi|^4}{4S^2} \right], \quad (6.2)$$

with a negative quartic term. The attractive interaction between magnons destabilizes the BEC, which means that homogeneous precession of magnetization in  $^3\text{He-A}$  becomes unstable. This instability predicted by Fomin [68] was experimentally confirmed [69].

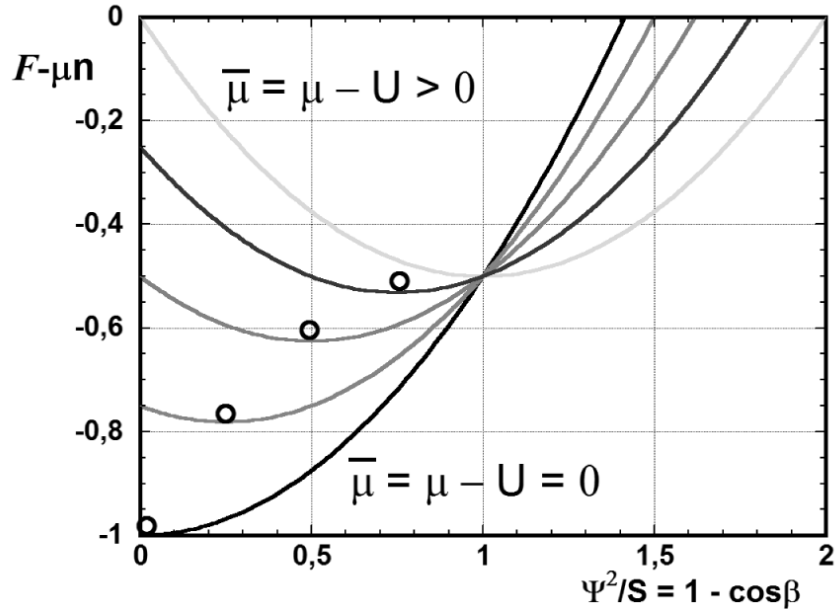


FIG. 11:  $F - \mu n$  for different values of the chemical potential  $\mu \geq U$  in magnon BEC in  $^3\text{He-A}$ . Magnon BEC in  $^3\text{He-A}$  is similar to BEC in atomic gases.

However, as follows from (6.1), at sufficiently large magnon density  $n = |\Psi|^2$

$$\frac{8 + \sqrt{8}}{7} S > n > \frac{8 - \sqrt{8}}{7} S, \quad (6.3)$$

the factor in front of  $l^2$  becomes negative. Therefore it becomes energetically favorable to orient the orbital momentum  $\hat{\mathbf{l}}$  along the magnetic field,  $l = 1$ . For this orientation one

obtains the Ginzburg-Landau free energy with

$$F_{\text{so}}(|\Psi|, l=1) = \frac{\chi\Omega_L^2}{4\gamma^2} \left[ -2\frac{|\Psi|^2}{S} + \frac{|\Psi|^4}{S^2} \right]. \quad (6.4)$$

It corresponds to the conventional Ginzburg-Landau free energy in atomic BEC. The quadratic term modifies the potential  $U$ ; the quartic term is now positive.

In the language of BEC, this means that, with increasing the density of Bose condensate, the originally attractive interaction between magnons should spontaneously become repulsive when the critical magnon density  $n_c = S(8 - \sqrt{8})/7$  is reached. If this happens, the magnon BEC becomes stable and in this way the state with spontaneous coherent precession could be formed [70]. This self-stabilization effect is similar to the effect of  $Q$ -ball, where bosons create the potential well in which they condense (we shall discuss the  $Q$ -ball phenomenon in magnon BEC later on in Sec. VII A). However, such a self-sustaining BEC with originally attractive boson interaction has not been achieved experimentally in bulk  $^3\text{He-A}$ , most probably because of the large dissipation, due to which the threshold value of the condensate density has not been reached.

## B. Magnon BEC of $^3\text{He-A}$ in deformed aerogel

Finally the fixed orientation of the orbital vector  $\hat{\mathbf{I}}$  has been achieved in  $^3\text{He-A}$  confined in aerogel – the material with high porosity, which is about 98% of volume. Silicon strands of aerogel play the role of impurities with local anisotropy along the strands. According to the Larkin-Imry-Ma effect, the random anisotropy suppresses the orientational long-range order of the orbital vector  $\hat{\mathbf{I}}$ ; however, when the aerogel sample is deformed the long-range order of  $\hat{\mathbf{I}}$  is restored [71]. Experiments with globally squeezed aerogel [65] demonstrated that a uni-axial deformation by about 1% is sufficient for global orientation of the vector  $\hat{\mathbf{I}}$  along the anisotropy axis. When magnetic field is also oriented along the anisotropy axis one obtains the required geometry with  $l=1$ , at which the magnon BEC in  $^3\text{He-A}$  becomes stable. The first indication of coherent precession in  $^3\text{He-A}$  has been reported in [72, 73] and confirmed in [74]. Contrary to the unconventional magnon BEC in the form of HPD in  $^3\text{He-B}$ , the magnon BEC emerging in the superfluid  $^3\text{He-A}$  is in one-to-one correspondence with the atomic BEC, see Fig. 11. For  $\mu > U$ , the condensate density determined from equation  $dF/dn = \mu$  continuously grows from zero as  $n \propto \mu - U$ .

For  $l=1$  the Ginzburg-Landau free energy acquires the standard form:

$$F = \int d^3r \left( \frac{|\nabla\Psi|^2}{2m} + (\omega_L(\mathbf{r}) - \mu)|\Psi|^2 + \frac{1}{2}b|\Psi|^4 \right), \quad (6.5)$$

where we modified the chemical potential by the constant frequency shift:

$$\mu = \omega + \frac{\Omega_L^2}{2\omega}, \quad (6.6)$$

and the parameter  $b$  of repulsive magnon interaction is

$$b = \frac{\Omega_L^2}{2\omega S} \quad (6.7)$$

At  $\mu > \omega_L$ , magnon BEC must be formed with density

$$|\Psi|^2 = \frac{\mu - \omega_L}{b}. \quad (6.8)$$

This is distinct from  ${}^3\text{He-B}$ , where condensation starts with finite condensate density. Eq. (6.8) corresponds to the following dependence of the frequency shift on tipping angle  $\beta$  of coherence precession:

$$\omega - \omega_L = -\frac{\Omega_L^2}{2\omega} \cos \beta. \quad (6.9)$$

The final proof of the coherence of precession in  ${}^3\text{He-A}$  in aerogel was the observation of the free precession after a pulsed NMR and also after a switch off the CW NMR [74]. In conclusion, in contrast to the homogeneously precessing domain (HPD) in  ${}^3\text{He-B}$ , the magnon Bose condensation in  ${}^3\text{He-A}$  obeys the standard Gross-Pitaevskii equation. In bulk  ${}^3\text{He-A}$ , the Bose condensate of magnons is unstable because of the attractive interaction between magnons. In  ${}^3\text{He-A}$  confined in aerogel, the repulsive interaction is achieved by the proper deformation of the aerogel sample, and the Bose condensate becomes stable.

## VII. MAGNON BEC IN MAGNETIC TRAP AND MIT BAG

### A. Magnon BEC in the form of Q-ball

There are many new physical phenomena related to the Bose condensation of magnons, which have been observed after the discovery of HPD. These include in particular compact objects – coherently precessing states trapped by orbital texture [75]. At small number  $N$  of the pumped magnons, the system is similar to the Bose condensate of the ultracold atoms in harmonic traps, while at larger  $N$  the analog of the  $Q$ -ball in particle physics develops [76].

A  $Q$ -ball is a non-topological soliton solution in field theories containing a complex scalar field  $\Psi$ .  $Q$ -balls are stabilized due to the conservation of the global  $U(1)$  charge  $Q$  [77]. They are formed due to suitable attractive interaction that binds the quanta of  $\Psi$ -field into a large compact object. In some modern SUSY scenarios  $Q$ -balls are considered as a heavy particle-like objects, with  $Q$  being the baryon and/or lepton number. For many conceivable alternatives,  $Q$ -balls may contribute significantly to the dark matter and baryon contents of the Universe, as described in review [78]. Stable cosmological  $Q$ -balls can be searched for in existing and planned experiments [79].

The  $Q$ -ball is a rather general physical object, which in principle can be formed in condensed matter systems. In particular,  $Q$ -balls were suggested in the atomic Bose-Einstein condensates [80]. In  ${}^3\text{He-B}$ , the  $Q$ -balls are formed as special states of phase coherent precession of magnetization. The role of the  $Q$ -charge is played by the projection  $\mathcal{S}_z$  of the total spin of the system on the axis of magnetic field, which is a rather well conserved quantity at low temperature, or which is the same the magnon number  $\mathcal{N}$ . At the quantum level, this  $Q$ -ball is a compact object formed by magnons – quanta of the corresponding  $\Psi$ -field.

In  ${}^3\text{He-B}$  the  $Q$ -balls are formed at low temperatures, when homogeneous magnon BEC in the form of Homogeneously Precessing Domain (HPD) becomes unstable due to parametric Suhl instability [81–83], which we shall discuss later in Sec. XD. At low temperatures the

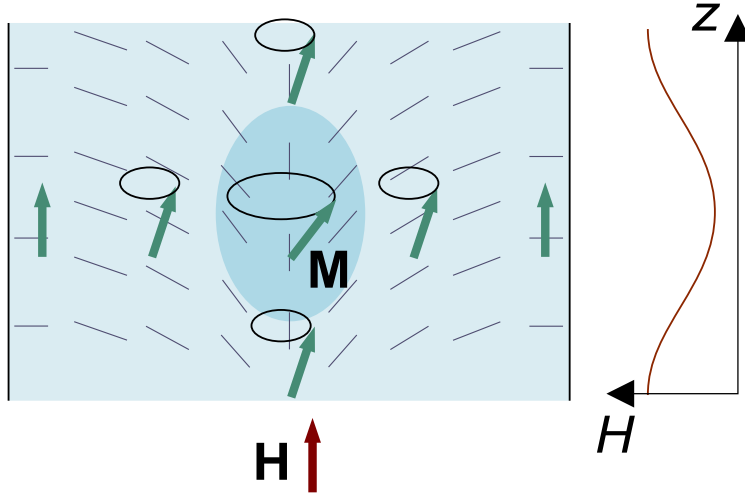


FIG. 12: The trapping potential Eq. (7.2) used in [89] is formed in the cylindrically symmetric “flare-out” texture of the orbital angular momentum  $\mathbf{l}$  (dashed lines) in a shallow minimum of the vertical magnetic field (*right*). The arrows represent the precessing magnetization  $\mathcal{M}$ , which precesses coherently within the condensate droplet (dark blue). The radial texture is manipulated by rotation.

condensate can be formed only in a trap, similar to that in atomic gases [16], and the  $Q$  balls are either formed in these traps or dig their own trap.

Experimentally the  $Q$ -ball in  $^3\text{He-B}$  [76] is manifested as a long-lived ringing (of up to an hour!) of the free induction decay after a NMR tipping pulse [84, 85]. In a steady state it can be maintained by CW RF pumping [87, 88] (Fig. 14), and even by off-resonance excitation [75, 86]. The detailed experimental investigations of  $Q$ -balls formed in the specially prepared and the well controlled traps were made in [89].

### B. Magneto-textural trap for magnon BEC in $^3\text{He-B}$

A cylindrically symmetric magnetic trap for magnon BEC in  $^3\text{He-B}$  is schematically shown in Fig. 12 [89]. The confinement potential  $U_{\parallel}(z) = \gamma H(z)$  in the axial direction is produced by local perturbation of magnetic field with a small pinch coil. In the radial direction the well  $U_{\perp}(r)$  is formed by the cylindrically symmetric flare-out texture of the orbital vector  $\mathbf{l}$ . It comes from the spin-orbit interaction energy (4.16), which enters the Ginzburg-Landau functional. The relevant term in Eq. (4.16), which is responsible for the radial potential, is

$$U_{\perp}(r)|\Psi|^2 = \frac{2\Omega_L^2}{5\omega_L} (1 - l(r)) |\Psi|^2. \quad (7.1)$$

Here as before  $l = \hat{\mathbf{l}} \cdot \hat{\mathbf{H}} \equiv \cos \beta_L$  describes the orientation of the unit vector  $\hat{\mathbf{l}}$  with respect to the direction  $\hat{\mathbf{H}}$  of magnetic field. On the side wall of the cylindrical container the orbital momentum  $\hat{\mathbf{l}}$  is normal to the wall, while in the center it is parallel to the axially oriented applied magnetic field. This produces a minimum of the potential  $U_{\perp}(r)$  on the cylinder



axis. So the total confinement potential is

$$U(\mathbf{r}) = U_{\parallel}(z) + U_{\perp}(r) = \omega_L(z) + \frac{2\Omega_L^2}{5\omega_L}(1 - l(r)) . \quad (7.2)$$

Close to the axis the polar angle  $\beta_L$  of the  $\hat{\mathbf{l}}$ -vector varies linearly with distance  $r$  from the axis [59]. As a result, the potential  $U(\mathbf{r})$  reduces to that of a usual harmonic trap used for the confinement of dilute Bose gases [16]:

$$U(\mathbf{r}) = U(0) + \frac{m_M}{2} (\omega_z^2 z^2 + \omega_r^2 r^2) , \quad (7.3)$$

where we take into account that the axial trap is also close to harmonic. This is checked by measurement of the spectrum of magnons – standing spin waves in the trap, which has equidistant levels:

$$\omega_{nm} = \omega_L(0) + \omega_r(n + 1) + \omega_z(m + 1/2) . \quad (7.4)$$

The oscillator frequency  $\omega_z$  of the well in the axial direction can be regulated by the field in the pinch coil (the equidistant levels of spin precession localised around the minimum of the external magnetic field have been derived in Ref. [90] using the full set of equations for spin dynamics in  $^3\text{He-B}$ ). The frequency  $\omega_r$  in the radial direction can be adjusted by applying rotation, since the vortex-free superfluid flow or the array of rectilinear vortex lines created by rotation modifies the flare-out texture  $\hat{\mathbf{l}}(r)$ .

### C. Ground-state condensate and self-localization

In atomic BEC the condensate is formed in the ground state (0,0) of the trap. When the number of atoms  $\mathcal{N}$  in the ground state increases, the interactions between atoms become important and the condensate wave function starts deviating from the Gaussian form of an ideal gas. However, as distinct from a system of cold atoms, the peculiarity of the magnon Ginzburg-Landau functional in Eq. (4.16) is that the prefactor of the quartic term, which describes the interactions between the magnons, is not a constant, but  $\propto (1 - l(r))^2 |\Psi|^4 \propto r^4 |\Psi|^4$ . It is small in the region of the trap and can be neglected.

Under conditions of experiment the main effect is caused not by the atom-atom interactions, but by interaction of magnons with  $\hat{\mathbf{l}}$ -field, which leads to the self-localization discussed in [76]. At high density of magnons they start to influence the radial  $\hat{\mathbf{l}}$ -texture. According to (7.1) the condensation of  $\Psi$  in the trap leads to the preferable orientation of  $\hat{\mathbf{l}}$  parallel to magnetic field,  $l = 1$ , in the region of the trap. As a result the potential well becomes wider and the energy of the level in the trap decreases, and at large  $\mathcal{N}$  the harmonic trap gradually transforms to the box with  $\beta_L \approx 0$  within which magnons are localized. This allows to incorporate more magnons at this same level by sweeping the frequency up. This is equivalent to effective attractive interaction induced by the exchange of the quanta of the  $\hat{\mathbf{l}}$ -field.

In the language of relativistic quantum fields, this is a particular representation of the  $Q$ -ball [91], in which the self-localization is caused by interaction between the charged field (magnon field  $\Psi$ ) and neutral field ( $\hat{\mathbf{l}}$ -field), where the neutral field provides the potential for the charged one. In the process of self-localization the charged field modifies locally the neutral field so that the potential well is formed in which the charge is condensed. We remind that the charge  $Q$  corresponds to the spin  $S - S_z$  or, equivalently, to the magnon number  $\mathcal{N}$ .

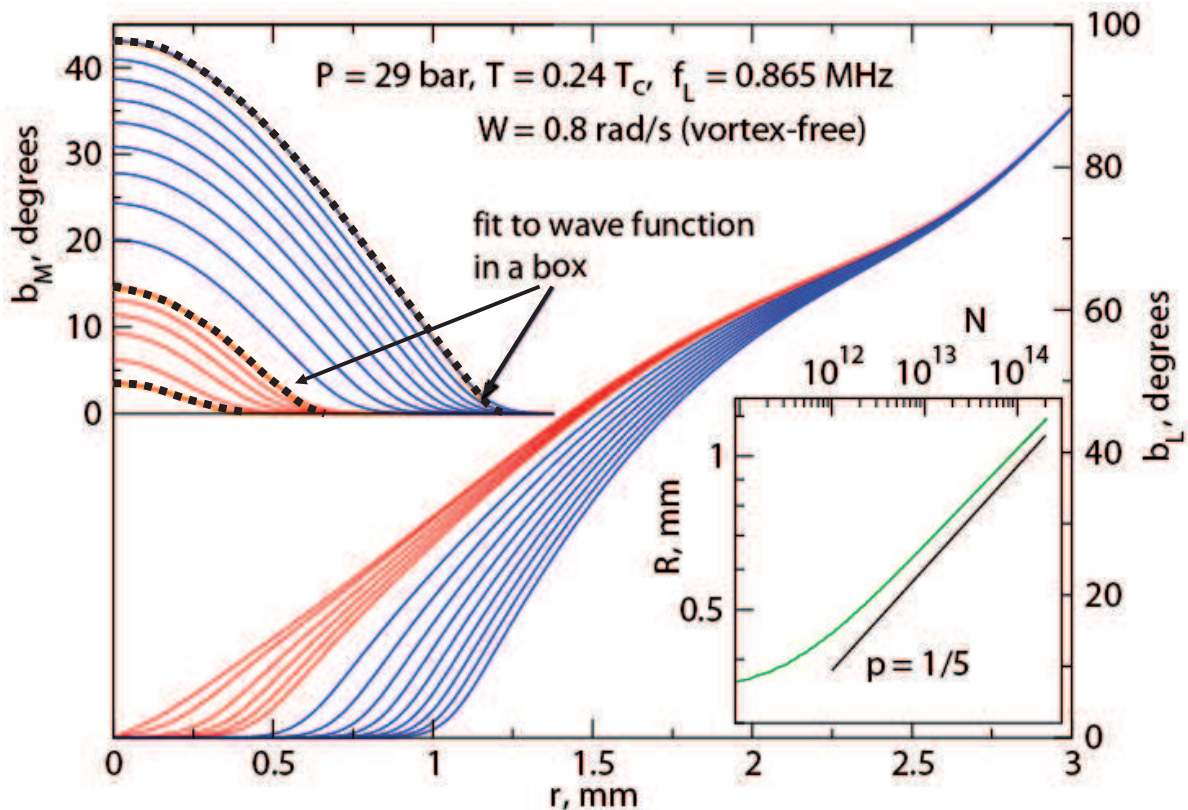


FIG. 13: Calculations of the multi-magnon bubble in the 2D textural trap using the magnon BEC approximation (see Ref. [89]). The condensate is formed in the ground state,  $n_r = 0$ . The deflection angles of the magnetization  $\beta_M$  and of the textural anisotropy axis  $\beta_L$  are plotted as a function of radius for different condensate populations. The population increases from bottom to top in the upper plot and from left to right in the lower plot. When the magnon occupation increases, the magnon wave function suppresses the orbital texture  $\beta_L$  and the potential well transforms towards a box with impenetrable walls. Fit to the wave function of the condensate in a box, which is nullified at the box boundary, is shown in the upper plot. The effective radius of the box obtained from such fits is shown in the *insert* as a function of the magnon occupation number  $\mathcal{N}$ . Slope  $p = 1/(k + 2)$  from Eq. (7.9) with  $k = 3$  is shown for comparison.

#### D. Localization with formation of a box: analog of electron bubble and MIT bag

The phenomenon of self-localization with formation of a box in [89] is not unique in nature. Other examples of self-formation of a box-like trapping potential are the electron bubble in liquid helium and the MIT bag model of a hadron [92], where the asymptotically free quarks are confined within a cavity surrounded by the QCD vacuum.

The MIT bag model has been used for construction of different hadrons, including mesons, baryons and even multi-quark hadrons, such as tetraquarks [93] and pentaquarks [94]. In the MIT bag model, free quarks are forced to move only inside a given spatial region, within

which they occupy single-particle orbitals. MIT bag is described by the following energy whose minimization determines the equilibrium radius  $R$  of a given hadron:

$$E(R) = \sum_a N_a \sqrt{m_a^2 c^4 + \frac{\hbar^2 c^2 x_a^2}{R^2}} + F(R) \quad , \quad F(R) = B \frac{4\pi R^3}{3} . \quad (7.5)$$

Here the first term is the kinetic energy of quarks with masses  $m_a$  in the cavity of radius  $R$ , where parameters  $x_a$  are determined by the boundary conditions for fermions on the boundary of the bag and radial quantum numbers. For the fermion in the ground state in the box, and in the ultra-relativistic limit of vanishing fermionic masses,  $m_a \rightarrow 0$ , the parameter  $x = 2.04$ . The second term is the potential energy,  $B$  is the so-called bag constant that reflects the bag pressure. At zero temperature, the bag constant  $B$  is the difference in the energy density between the false vacuum inside the bag (the deconfinement phase) and the true QCD vacuum outside (the confinement phase). In the non-relativistic limit, ignoring the term which does not depend on  $R$ , one gets

$$E(R) = \sum_a N_a \frac{\hbar^2 x_a^2}{2m_a R^2} + F(R) . \quad (7.6)$$

The same equation describes the electron bubble in superfluid  $^4\text{He}$ , where  $m$  is the electron mass;  $x = \pi^2$  for the ground state level; the potential energy  $F(R) = (4\pi/3)R^3 P + 4\pi\sigma R^2$ , with  $P$  being the external pressure and  $\sigma$  the surface tension. Extension to the multi-electron bubbles in superfluid  $^4\text{He}$  see in Ref. [95].

This consideration is applicable for magnon BEC. In the harmonic trap for magnons presented in Fig. 12 the flexible texture of the orbital momentum  $\hat{\mathbf{I}}$  of Cooper pairs in our analogy plays either the role of the pion field or the role of the non-perturbative gluonic field depending on the microscopic structure of the confinement phase. The trap is modified by pumped magnons due to spin-orbit interaction in (7.1), which repels the  $\hat{\mathbf{I}}$ -field from the region, where magnons are localized. At large number  $N$  of magnons in the trap the systems becomes similar to MIT bag with cavity free from the orbital field, which is occupied by magnons. So magnons, like quarks, dig a hole pushing the orbital field away due to the repulsive interaction, see Fig. 13. The main difference from the MIT bag model is that magnons are bosons and may macroscopically occupy the same energy state in the trap, forming the Bose-condensate, while in MIT bag the number of fermions on the same energy level is limited by the Pauli principle. The bosonic bag becomes equivalent to the fermionic bag in the limit of large number of quark flavors, when  $\mathcal{N} \gg 1$  quarks may occupy the same level.

In experiments, the trap is elongated, so without losing generality, we may consider the 2D approximation, i.e. the 2D cylindrical trap. In the limit of large  $\mathcal{N}$ , the radius  $R$  of the cavity filled with  $\mathcal{N}$  magnons occupying the quantum state with radial number  $n_r$  is determined by a balance of two terms in the total energy of the bag [89]:

$$E(R, n_r) = \mathcal{N} \epsilon_{n_r}(R) + F(R) \quad , \quad \epsilon_{n_r}(R) = \frac{\hbar^2 \lambda_{n_r+1}^2}{2m_M R^2} . \quad (7.7)$$

The first term on the rhs is magnon zero-point energy in the radial cavity. It is the magnon number  $\mathcal{N}$  in the Bose condensate times the energy  $\epsilon_{n_r}$  of a single magnon on the radial level  $n_r$  in the cylindrical box with impenetrable walls. In NMR experiments, where the

homogeneous RF field is used, only the energy levels with zero azimuthal quantum number are excited, which corresponds to  $n = 2n_r$  in Eq. (7.4). They are measured as the shift of the frequency of the NMR peak, corresponding to excitation of a magnon, with respect to the Larmor frequency  $\omega_L$ :

$$\Delta\omega = \omega - \omega_L = \frac{\epsilon_{n_r}}{\hbar} = \frac{\hbar\lambda_{n_r+1}^2}{2m_M R^2}. \quad (7.8)$$

Here  $m_M$  is as before the magnon mass, and the parameter  $x$  in (7.6) equals the  $n_r + 1$ -th root of the Bessel function,  $x = \lambda_{n_r+1}$ , which corresponds to the proper boundary condition for the magnons populating the radial level  $n_r$  in the impenetrable box. The potential energy  $F(R)$  in (7.7) corresponds to the pressure exerted to the bag by the field of the orbital texture, which is expelled from the bag. It is the difference in the energy of the orbital field texture with and without the cavity.

Experimental results for the ground state magnon condensate in [89] demonstrated that they can be reproduced by the phenomenological equation (7.7) if one assumes that there is the scaling law  $F(R) \propto R^k$ . Minimization of the phenomenological equation Eq. (7.7) with respect to  $R$  suggests that at large  $\mathcal{N}$  the radius of localization approaches the asymptote:

$$R(\mathcal{N}) \sim a_r (\mathcal{N}/\mathcal{N}_c)^{1/(k+2)}, \quad \mathcal{N} \gg \mathcal{N}_c, \quad (7.9)$$

where  $a_r$  is the harmonic oscillator length in the original radial trap (at  $\mathcal{N} \ll \mathcal{N}_c$ ),  $\mathcal{N}_c$  is the characteristic number at which the scaling starts. In experiments, the dependence of the transverse magnetization  $\mathcal{M}_\perp$  on the frequency shift  $\Delta\omega$  is measured. As distinct from the magnon number  $\mathcal{N} = \int d^2r |\Psi|^2$ , where  $\Psi$  is the wave function of magnon condensate, the transverse magnetization density represents the order parameter and is proportional to  $\Psi$ , see (3.3). The total magnetization is thus  $\mathcal{M}_\perp \propto \int d^2r |\Psi| \propto \mathcal{N}^{1/2} R$ . Since  $\Delta\omega \propto 1/R^2$  according to (7.8), one obtains  $\mathcal{M}_\perp \propto (\Delta\omega)^{-1-k/4}$ . The measured transverse magnetization suggests that for large  $\mathcal{N}$  the scaling law is approached with  $k \approx 3$ , see insert in Fig. 14. The magnetization estimated in numerical simulations also suggests that under experimental conditions the  $k = 3$  scaling is the reasonable fit [89], see insert in Fig. 13, which is just the scaling corresponding to the MIT bag model.

In the above approach the energy consideration has been used, where the energy potential is obtained by averaging over fast precession. The numerical simulations of the  $Q$ -ball, which used the full dynamical equations, can be found in [75].

### E. Comparison with atomic BEC in trap

Incidentally, for an atomic condensate in harmonic trap the radius  $R$  as a function of number of atoms at large  $N$  also approaches the scaling in Eq. (7.9) with  $k = 3$  [16]. This behavior results from the repulsive inter-particle interactions in the Thomas-Fermi limit. However, this similarity in the scaling law  $k = 3$  both with atomic condensate and with MIT bag model is accidental. Moreover, the  $k = 3$  scaling is actually in disagreement with the typical bag models. If the main contribution to the pressure comes from the bulk, as it happens for the hadron model, then the energy  $F(R)$  should be proportional to the volume of the bag, and then for the two-dimensional radial trap one would expect  $F(R) = \pi R^2 P$ , i.e.  $k = 2$ . On the other hand, if the main contribution to the pressure comes from the surface tension, as it happens for electron bubble in liquid helium at  $P = 0$ , then the

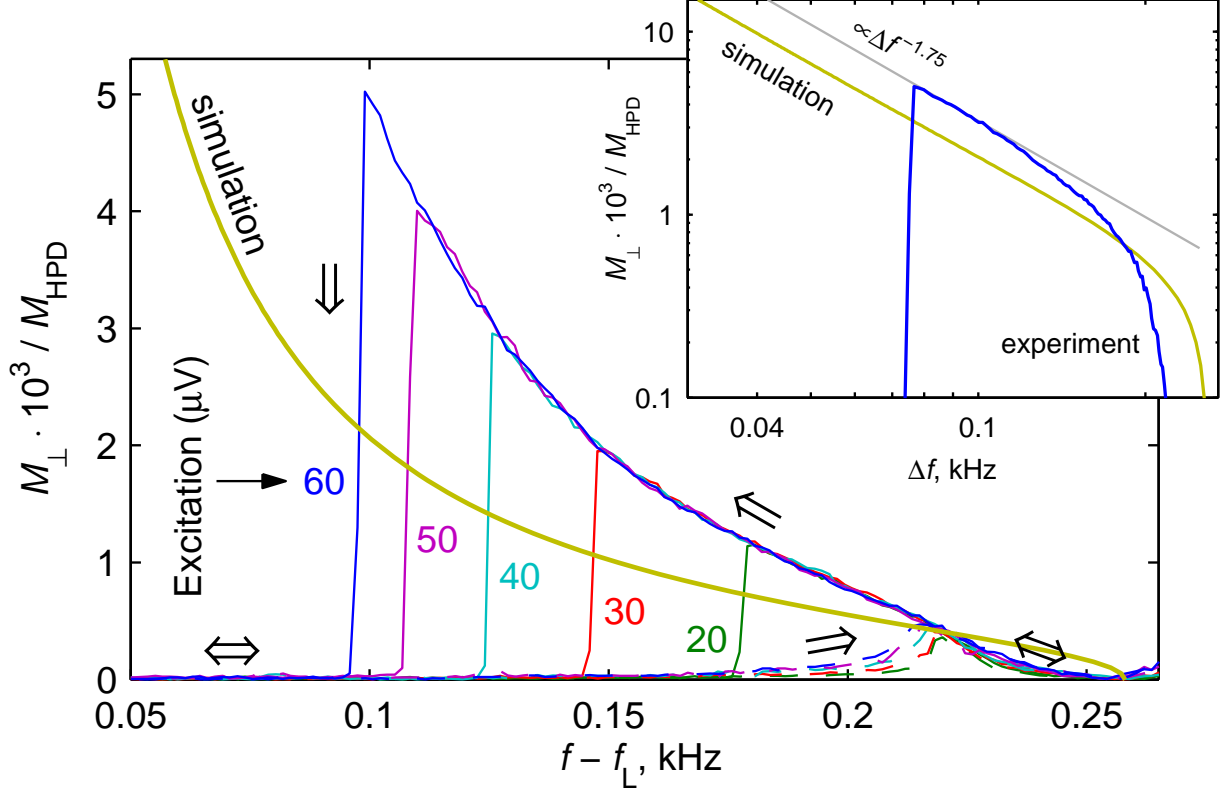


FIG. 14: Formation of the magnon condensate droplet in the ground state  $n_r = 0$ , which corresponds to  $n = 0$  in the original trap in Fig. 12, in cw NMR measurement. The condensate magnetization  $M_{\perp}$  precessing in the transverse plane is plotted on the vertical axis, normalized to that when the *homogeneously precessing domain* (HPD) fills the volume within the detector coil. The arrows indicate the sweep direction of the applied rf frequency  $f = \omega/(2\pi)$ .  $M_{\perp}$  grows when the frequency is swept down. Only a tiny response is obtained on sweeping in the opposite direction. During the downward frequency sweep the condensate is destroyed (vertical lines), when energy dissipation exceeds the rf pumping. This point depends on the applied rf excitation amplitude, marked at the each line. The lower green line represents the result of calculations from Fig. 13. The calculations have no fitting parameters and the difference with the measurements can be attributed to the experimental uncertainty in determining  $M_{\perp}$  for the vertical scaling. (*Insert*) The experimental curve for the largest excitation and the numerical curve from the main panel are replotted in the double-logarithmic coordinates to demonstrate the asymptotic limit for large magnon number:  $M_{\perp} \propto (f - f_L(0))^{-1.75}$ , which corresponds to the condensate in a box in Eq. (7.9) with  $k = 3$ .

energy  $F(R)$  should be proportional to the surface area, and for our 2D case this would give  $F(R) = 2\pi\sigma R$ , i.e.  $k = 1$ . The observed more soft behavior with approximate scaling law  $k \approx 3$  in the 2D case reflects the flexibility of the orbital field, which is inhomogeneous outside the cavity. On general grounds,  $F(R)$  depends on several length scales: radius  $R$  of the bubble; radius  $R_c$  of the cylindrical container, where the boundary conditions on the  $\hat{\mathbf{l}}$ -texture are imposed; and the textural healing lengths: magnetic length  $\xi_H$  (the thickness of the layer near the wall of the container in which the orientation of  $\hat{\mathbf{l}}$  by magnetic field is

restored) and the lengths related to the orientational effects of rotation and vortices on  $\hat{\mathbf{l}}$ .

Both in experiments and in the numerical simulations in [89], all the length scales were of the same order, and thus no really small parameter was available, which could justify the scaling law. The true scaling behavior may only appear in some limit cases. For example, in the vessel rotating with angular velocity  $\Omega$  in a vortex-free state in the regime  $R_0 \gg R \gg \xi_v \gg \xi_H$  (where  $\xi_v$  is the healing length related to counterflow  $|\mathbf{v}_s - \mathbf{v}_n| = \Omega R$ ) one may expect that the main contribution comes from the orientational effect of the counterflow, which is removed from the cavity  $F(R) \propto R^2(\Omega R)^2$ . The obtained scaling law with  $k = 4$  gives  $R \sim \mathcal{N}^{1/6}$  and  $\mathcal{M}_\perp \propto (\omega - \omega_L)^{-2}$ . Such asymptotic regime, which can be approached in a large vessel, was probed in numerical simulations and is in a reasonable agreement [97].

In conditions of the experiment the exponent  $k$  in Eq. (7.9) is close to  $k = 3$  for atomic condensates in harmonic trap. However, the physics of the formation of this exponent is different (formation of a box inside a flexible texture vs atom-atom interaction). As a result one has absolutely opposite behavior of the analogous quantities – the frequency shift  $\Delta\omega(\mathcal{N})$  in magnon BEC and the chemical potential  $\mu(\mathcal{N})$  in an atomic condensate:

$$\omega - \omega_L(0) \equiv \mu - U(0) \sim \omega_r (\mathcal{N}/\mathcal{N}_c)^{-2/5}, \quad \text{magnon BEC}, \quad (7.10)$$

$$\mu - U(0) \sim \omega_r (\mathcal{N}/\mathcal{N}_c)^{2/5}, \quad \text{atomic BEC}. \quad (7.11)$$

As a result in contrast to atomic condensates, the magnon condensate droplet has negative derivative  $d\mu/d\mathcal{N} < 0$ . This means that with the growing  $Q$ -ball, its frequency  $\omega$  decreases approaching the Larmor frequency asymptotically, and this behavior determines the way in which the magnon condensate is grown in a cw NMR measurement, as seen in Fig. 14 for the formation of ground-state BEC in the trap. The magnons are created when the frequency  $\omega$  of the applied RF field is swept down and crosses the ground state level  $\omega_{00}$ . When  $\omega$  is reduced further, the number of magnons follows asymptotically Eq. (7.10), i.e.  $\mathcal{N} \sim (\omega - \omega_L)^{-5/2}$ .

The negative value of  $d\mu/d\mathcal{N} < 0$  allows also to form the condensates on excited levels under condition when the ground-state condensate still does not exist – the situation which is impossible for the atomic condensates with repulsive interaction, where  $d\mu/d\mathcal{N} > 0$ .

## F. Formation of magnon BEC on excited state in the trap

The condensate can be formed when one starts filling magnons to one of the levels  $(n,m)$  in Eq. (7.4). Then one obtains the non-ground-state condensate [89, 97]. The formation of non-ground-state condensates has been proposed for cold atoms [98], but as a dynamic mixture of the ground state and an excited level. It was suggested to use resonant modulation of either the trap potential or the atomic scattering length, *eg.* by applying a temporal modulation of the atomic interactions via the Feshbach resonance technique. In contrast to such schemes the excited states  $(n, m)$  of magnon condensate can be populated directly without the original ground-state condensate. This is because the frequency  $\omega_{nm}(\mathcal{N})$  of excited state condensate also decreases with increasing the magnon number  $\mathcal{N}$ . The condensate in the state  $(n, m)$  grows when the frequency of RF field is swept down and crosses the level  $\omega_{nm}(0)$  from above, while at such frequency the ground-state condensate does not exist. The numerical simulation of formation of the multi-magnon bubble with magnon condensate on the first excited level in the trap [97] is shown in Fig. 15.

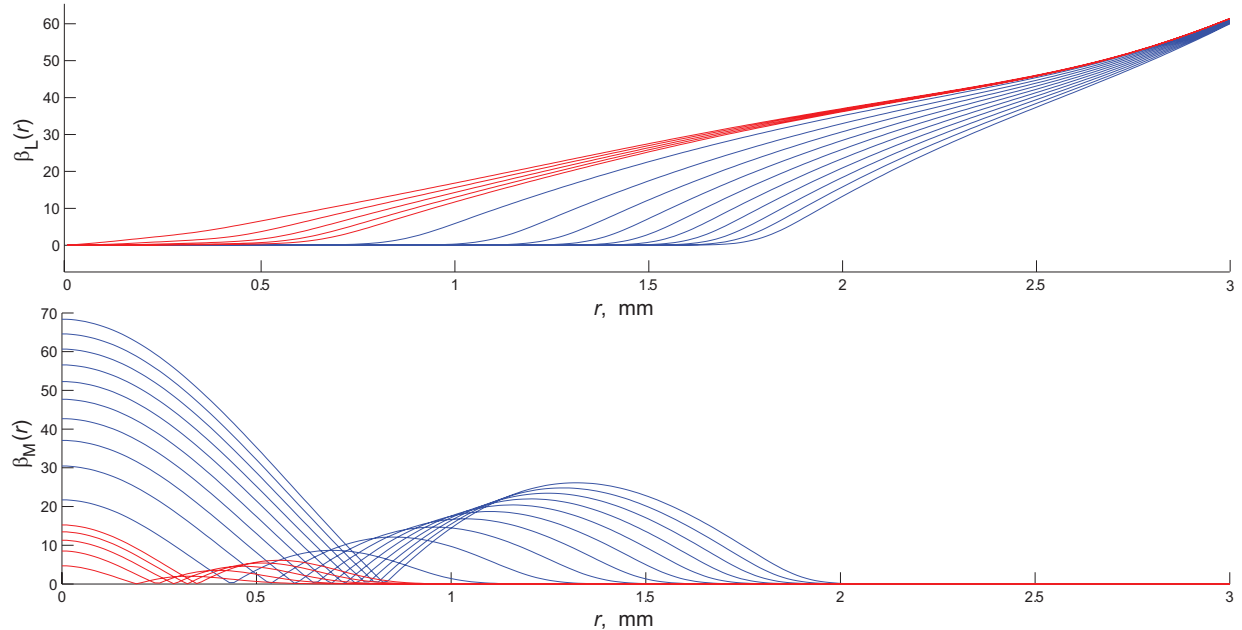


FIG. 15: Simulation of formation of the multi-magnon bubble with magnon condensate on the first excited level  $n_r = 1$  (i.e.  $n = 2$  in the initially harmonic 2D trap) [97]. At large number of magnons, the harmonic trap gradually transforms to the box (*top*), while the wave function of the condensate gradually transforms to the Bessel function (*bottom*).

The condensate in the excited state is metastable: it is supported by continuous pumping at  $\omega_{\text{mn}}(\mathcal{N})$ , i.e. it exists in the regime of the controlled chemical potential  $\mu$ . After switching off the pumping, i.e. in the regime of the controlled magnon number  $\mathcal{N}$ , the excited state condensate decays to the magnon BEC in the ground state. This quantum process of formation of the ground-state BEC from the pumping of magnons to excited level is similar to formation of magnon BEC by incoherent pumping in yttrium-iron garnet [9] (see Sec. IX B below) and also to the off-resonance excitation of the ground state condensate, observed in  $^3\text{He-B}$  in Ref. [86]. This demonstrates that formation of magnon BEC is the spontaneous process, in which the precession frequency emerges spontaneously, and is not produced by external rf field, i.e. magnon condensate is not the “driven condensate” [99]. External rf field if applied is needed for compensation of losses.

As distinct from the excited-state magnon BEC, the condensate in the ground state can be formed in pulsed NMR measurements after a large number of magnons  $\mathcal{N}$  are pumped to the cell. This clearly demonstrates the effect of self-localization: the main part of the pumped charge relaxes but the rest of  $\mathcal{N}$  starts to concentrate at some place on the axis, digging a potential well there and attracting the “charge” from the other places of the container. In earlier experiments [96] without the confinement potential  $U_{\parallel}(z)$  in the axial direction,  $Q$ -balls were typically formed at the bottom of the cell. However,  $Q$ -balls were often formed on the axis of the flared-out texture, away from the horizontal walls. This shows that  $Q$ -ball may dig the potential well in different places of the cell. In the formation of  $Q$ -ball with off-resonance excitation [75, 86], the effect of self-localization also plays a crucial role.

In conclusion,  $Q$ -balls represent a new phase-coherent state of Larmor precession. They

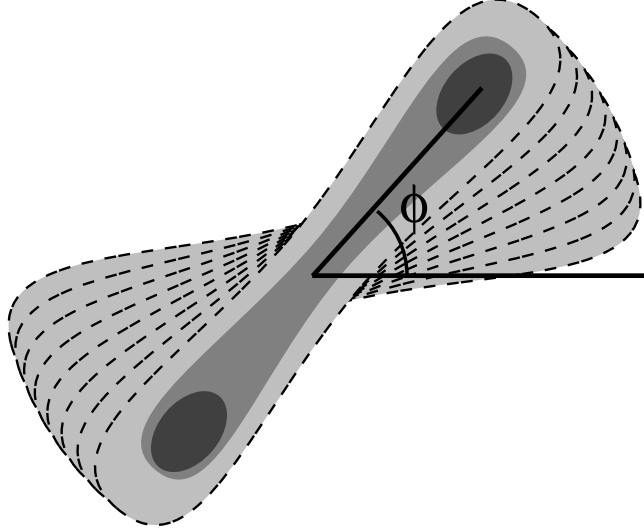


FIG. 16: Twisted core of non-axisymmetric vortex in  ${}^3\text{He-B}$ . The gradient of the Goldstone field  $\nabla\phi$  along the string corresponds to the superconducting current along the superconducting cosmic string. Such twisted core has been obtained and detected using coherent precession of magnetization [102]

emerge at low  $T$ , when the homogeneous bulk BEC of magnons (HPD) becomes unstable. These  $Q$ -balls are compact objects which exist due to the conservation of the global  $U(1)$  charge  $Q = S_z$ . At small  $Q$  they are stabilized in the potential well, while at large  $Q$  the effect of self-localization is observed. In terms of relativistic quantum fields the localization is caused by the peculiar interaction between the charged and neutral fields [91]. The neutral field  $\hat{\mathbf{I}}$  provides the potential for the charged field  $\Psi$ ; the charged field modifies locally the neutral field so that the potential well is deformed and forms a box in which the charge  $Q$  is further condensed. In this limit, the magnon BEC becomes the bosonic analog of the MIT bag with trapped quarks in QCD or of an electron trapped in the cavity formed in liquid  ${}^4\text{He}$ .

## VIII. EXPLOITING BOSE CONDENSATE OF MAGNONS

The Bose condensation of magnons in superfluid  ${}^3\text{He-B}$  has many practical applications. In Helsinki, owing to the extreme sensitivity of the Bose condensate to textural inhomogeneity, the phenomenon of Bose condensation has been applied to studies of supercurrents and topological defects in  ${}^3\text{He-B}$  in rotating cryostat. The measurement technique was called HPD spectroscopy [100, 101].

### A. Observation of Witten string in ${}^3\text{He-B}$

In particular, HPD spectroscopy provided direct experimental evidence for broken axial symmetry in the core of quantized vortices in  ${}^3\text{He-B}$  [102].

The dominating area of the phase diagram of the vortex states in  ${}^3\text{He-B}$  is occupied by vortices with non-axisymmetric cores, i.e. vortices with the spontaneously broken rotational



$SO(2)$  of the core calculated in Refs. [103, 104]. The core with broken rotational symmetry can be considered as a pair of half-quantum vortices, connected by a non-topological soliton wall (see Fig. 16). The separation of the half-quantum vortices increases with decreasing pressure and thus the double-core structure is most pronounced at zero pressure.

In the physics of cosmic strings, an analogous breaking of continuous symmetry in the core was first discussed by Witten [105], who considered the spontaneous breaking of the electromagnetic gauge symmetry  $U(1)$ . Since the same symmetry group is broken in the condensed matter superconductors, one can say that in the core of the cosmic string there appears the superconductivity of the electric charges, hence the name ‘superconducting cosmic strings’.

For the  $^3\text{He-B}$  vortices, the spontaneous breaking of the  $SO(2)$  symmetry in the core leads to the Goldstone bosons – the mode in which the degeneracy parameter, the axis of anisotropy of the vortex core, is oscillating. The homogeneous magnon condensate, the HPD state, has been used to study the structure and twisting dynamics of the non-axisymmetric core of the low-temperature vortex in  $^3\text{He-B}$  [102]. This is because the coherent precession of magnetization excites the vibrational Goldstone mode via spin-orbit interaction. Moreover, due to spin-orbit interaction the precessing magnetization rotates the core around its axis with constant angular velocity. In addition, since the core was pinned on the top and the bottom of the container, it was possible even to screw the core (see Fig. 16). Such a twisted core corresponds to the Witten superconducting string with the electric supercurrent along the core. The rigidity of twisted core differs from that of the straight core. This allowed a detailed study of the Goldstone mode of the vortex core resulting from the spontaneous violation of rotational  $U(1)$  symmetry in the core [102].

### B. Observation of spin-mass vortex in $^3\text{He-B}$

There are different types of the topological defects in the (non-precessing)  $^3\text{He-B}$ . Among them there is a  $Z_2$  spin vortex – topological defect of the order parameter matrix  $R_{\alpha i}$  in (10.9). Due to spin-orbit coupling this defect serves as the termination line of the topological soliton wall, and due to the soliton tension it cannot be stabilized in the rotating vessel. However, spin and mass vortices attract each other and form the combined defect with common core, the so-called spin-mass vortex, which can be stabilized under rotation (see Fig. 17). The spin-mass vortices also form molecules where the soliton serves as chemical bond. These defects – spin-mass vortex connected with the wall by soliton and bound pairs of spin-mass vortices – have been observed and studied using HPD spectroscopy [106].

### C. Magnon condensates in aerogel

HPD spectroscopy proved to be extremely useful for the investigation of the superfluid order parameter in a novel system – superfluid  $^3\text{He}$  confined in aerogel [65, 66, 72, 107–109].

### D. Towards observation of Majorana fermions

The condensate in the magnetic trap can be used to continue NMR measurements in  $^3\text{He-B}$  down to  $0.1 - 0.2 T_c$ , where HPD does not exist. Of great current interest are the fermionic

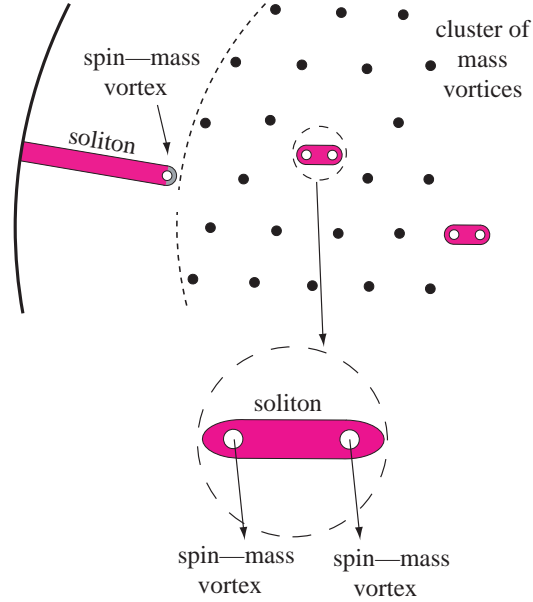


FIG. 17: Vortices in rotating  ${}^3\text{He-B}$ . Mass vortices form a regular structure like Abrikosov vortices in an applied magnetic field. If the number of vortices is less than equilibrium number for given rotation velocity, vortices are collected in the vortex cluster. Within the cluster the average superfluid velocity  $\langle \mathbf{v}_s \rangle = \mathbf{v}_n$ . On the periphery there is a region void of vortices – the counterflow region, where  $\langle \mathbf{v}_s \rangle \neq \mathbf{v}_n$ . Spin–mass vortices can be created and stabilized in the rotating vessel. The confining potential produced by the soliton wall is compensated by logarithmic repulsion of vortices forming the vortex pair – the doubly quantized vortex inside the cluster. A single spin–mass vortex is stabilized at the periphery of the cluster by the combined effect of soliton tension and Magnus force acting on the mass part of the vortex.

states bound to the core of mass vortices and to the surface of  ${}^3\text{He-B}$ , especially the still elusive Majorana fermions with zero energy (see the review on Majorana fermions [110]). Recently the topologically nontrivial gapless and gapped phases of matter – topological insulators, semimetals, superconductors, and superfluids – have attracted attention [111, 112].  ${}^3\text{He-B}$  is the best representative of a 3-dimensional coherent quantum system with time reversal symmetry. Its nontrivial topology gives rise to gapless Andreev–Majorana fermions as surface states [113–115]. There is now experimental evidence for Andreev surface states in  ${}^3\text{He-B}$  at a solid wall [116, 117], but the Majorana signature of these fermions – the linear ‘relativistic’ energy spectrum at low energy – can be observed only at extreme low temperatures, when the thermal quasiparticles in bulk  ${}^3\text{He-B}$  are exponentially depleted. Majorana fermions, both in the vortex core and at surfaces, are then expected to give the main contribution to thermodynamics and dissipation, with a power-law dependence of the physical quantities on  $T$ . In rotation or by moving the magnon condensate droplet next to the wall, one will be able to probe Majorana fermion states in  ${}^3\text{He-B}$ .

## IX. MAGNON BEC IN OTHER SYSTEMS

### A. Magnon BEC in normal $^3\text{He}$

A very long lived induction signal was observed in normal Fermi liquids: in spin-polarized  $^3\text{He}$ - $^4\text{He}$  solutions [118] and in normal liquid  $^3\text{He}$  [119]. It was explained as a coherently precessing structure at the interface between the equilibrium domain and the domain with the reversed magnetization [44]. It would be interesting to treat this type of dynamic magnetic ordering as a new mode of magnon BEC.

### B. Magnons condensation in solid materials

Recently indication of magnon BEC in terms of coherent spin precession has been reported in a solid state material  $\text{CsMnF}_3$  [13]. This condensate is similar to magnon BEC in  $^3\text{He}$ -A in aerogel. The magnon BEC obtained by the parametric pumping of magnons has been investigated in yttrium-iron garnet (YIG) films [7–9]. Let us discuss the latter.

Magnons in yttrium-iron garnet have the quasi 2D spectrum:

$$\omega_n(k_x, k_y) = \Delta_n + \frac{k_y^2}{2m_y} + \frac{(k_x \pm k_0)^2}{2m_x}, \quad (9.1)$$

where magnetic field is along  $x$ ; the gap in the lowest branch  $\Delta_0 = 2.1 \text{ GHz} \equiv 101 \text{ mK}$  at  $H = 700 \text{ Oe}$  [7] and  $\Delta_0 = 2.9 \text{ GHz}$  at  $H = 1000 \text{ Oe}$  [8]; there are two minima with  $k_0 = 5 \cdot 10^4 \text{ 1/cm}$  [7]; the anisotropic magnon mass can be probably estimated as  $m_x \sim k_0^2/\Delta$  with  $m_y$  being somewhat bigger, both are of order of electron mass.

In two-dimensional systems the number of extra magnons – the difference of the distribution function at  $\mu = 0$  and  $\mu \neq 0$  – is determined by low energy Rayleigh-Jeans part of the spectrum:

$$n = \sum_{\mathbf{k}} \left( \frac{T}{E_{\mathbf{k}} - \mu} - \frac{T}{E_{\mathbf{k}}} \right), \quad (9.2)$$

If one neglects the contribution of the higher levels and consider the 2D gas, the Eq.(9.2) becomes

$$n_{\text{extra}} = \frac{T}{2\pi\hbar} \sqrt{m_x m_y} \ln \frac{\Delta_0}{\Delta_0 - \mu}, \quad (9.3)$$

In 2D, all extra magnons can be absorbed by thermal distribution at any temperature without formation of Bose condensate. The larger is the number  $n$  of the pumped magnons the closer is  $\mu$  to  $\Delta_0$ , but  $\mu$  never crosses  $\Delta_0$ . At large  $n$  the chemical potential exponentially approaches  $\Delta_0$  from below and the width of the distribution becomes exponentially narrow:

$$\frac{(\delta k_y)^2}{m_y \Delta_0} \sim \frac{(\delta k_x)^2}{m_x \Delta_0} \sim \frac{\Delta_0 - \mu}{\Delta_0} \sim \exp \left( -\frac{2\pi\hbar n_M}{T\sqrt{m_x m_y}} \right). \quad (9.4)$$

If one uses the 2D number density  $n = \delta N d$  with the film thickness  $d = 5 \mu\text{m}$  and 3D number density  $\delta N \sim 5 \cdot 10^{18} \text{ cm}^{-3}$ , one obtains that at room temperature the exponent is

$$\frac{2\pi\hbar n_M}{T\sqrt{m_x m_y}} \sim \frac{2\pi\Delta_0}{T} \frac{\delta N d}{10k_0^2} \sim 10^2. \quad (9.5)$$

If this estimation is correct, the peak should be extremely narrow, so that all extra magnons are concentrated at the lowest level of the discrete spectrum. However, there are other contributions to the width of the peak due to: finite resolution of spectrometer, magnon interaction, finite life time of magnons and the influence of the higher discrete levels  $n \neq 0$ .

In any case, the process of the concentration of extra magnons in the states very close to the lowest energy is the signature of the BEC of magnons. The main property of the room temperature BEC in YIG is that the transition temperature  $T_c$  is only slightly higher than temperature,  $T_c - T \ll T$ ; as a result the number of condensed magnons is small compared to the number of thermal magnons:  $n \ll n_T$ . Situation with magnon BEC in  $^3\text{He}$  is the opposite, one has  $T \ll T_c$  and thus  $n \gg n_T$ . In  $^3\text{He-B}$ , the typical temperature is big compared to the magnon gap,  $T \gg \hbar\omega_L$ , and thus according to (4.1) the thermal magnons are spin waves with linear spectrum  $\omega(k) = ck$ , with characteristic momenta  $k_T \sim T/\hbar c$ . The density of such thermal magnons  $n_T \sim k_T^3$  is much smaller than the density of the Bose-condensed magnons and in  $^3\text{He-B}$  they can be neglected. In yttrium-iron garnet (YIG) situation is opposite: the temperature is high and number density of the magnons concentrated at small momentum is small compared to the thermal magnons,  $n \ll n_T$ .

### C. Magnon BEC vs planar ferromagnet

Let us compare the HPD state (9.6) in  $^3\text{He-B}$ , the coherent precession in solid antiferromagnet and BEC in YIG on one side with the equilibrium magnetic states discussed in [18–21, 23] on the other side. In both groups the  $U(1)$  symmetry is spontaneously broken, and thus they both belong to the same symmetry class as atomic BEC. At first glance both groups can be described in terms of the ODLRO. The spin density in coherently precessing HPD state of  $^3\text{He-B}$  and in YIG are correspondingly

$$\langle S_+ \rangle = S_x + iS_y = S_\perp e^{i\omega t + i\alpha}, \quad (9.6)$$

and

$$\langle S_+ \rangle = S_x + iS_y = S_\perp \cos(k_0 x) e^{i\omega t + i\alpha}. \quad (9.7)$$

For the equilibrium planar ferromagnets one can also express the broken symmetry state in terms of vacuum expectation value of spin creation operator [23, 120]

$$\langle S_+ \rangle = S_x + iS_y = S_\perp e^{i\alpha}. \quad (9.8)$$

However, as distinct from Eqs. (9.6) and (9.7), the Eq.(9.8) is time independent, and as a result it can be described by ordinary diagonal long-range order  $\langle \mathbf{S} \rangle$  instead of the off diagonal vacuum expectation value  $\langle S_+ \rangle$ . The phenomenon of ODLRO, which results in the time dependence of the magnetic state manifested by the coherent precession, is the major point which distinguishes between these two phenomena.

For the precessing states the  $U(1)$  symmetry is related to the quasi-conservation of the charge  $Q$ , which is analogue of the number of atoms in atomic BEC, and of the number of electrons in superconductors. In the magnetic materials the charge  $Q$  is played by the spin projection  $S_z$ , or by the related number  $N$  of magnons. This approximate conservation law gives rise to the non-equilibrium chemical potential  $\mu = dE/dN$ , which is non-zero only in dynamic states where it coincides with the precession frequency  $\omega$ . On the contrary, in a

static state one has  $\omega = 0$ , and thus Eq.(9.8) does not contain the analogue of chemical potential. This means that the conservation law is not in the origin of formation of the static equilibrium state. While the magnetic field may play the role of external potential, it cannot play the role of magnon chemical potential, since in a fully equilibrium state the chemical potential of magnons is always strictly zero,  $\mu = 0$ , which results in  $\omega = 0$ .

For both groups, the underlying  $U(1)$  symmetry is approximate due to the spin-orbit interaction, which violates the conservation of  $S_z$  and makes the life time of magnons finite. For the precessing states (9.6) and (9.7) this leads to the finite life time of the coherent precession. To support the steady state of precession the pumping of spin and energy is required. On the contrary, the spin-orbit interaction does not destroy the diagonal long-range magnetic order of the static states: these are the fully equilibrium states which do not decay and thus do not require pumping. That is why the approximate  $U(1)$  symmetry and its spontaneous violation are not the necessary conditions for the existence of equilibrium magnetic systems. A planar ferromagnet (9.8) is just one more equilibrium state of matter with broken time reversal symmetry, in addition to the easy axis ferromagnetic or antiferromagnetic state, rather than the magnon condensate. Formally, in the limit of small spin-orbit interaction the symmetry breaking scheme in these materials belongs to the same  $U(1)$  class as conventional superfluids and superconductors, and thus they share many properties of this class, but except for the ODLRO and the related phenomena.

The property of (quasi)conservation of the  $U(1)$  charge  $Q$  distinguishes the coherent precession from the other coherent phenomena, such as optical lasers and standing waves. For the real BEC one needs the conservation of particle number or charge  $Q$  during the time of equilibration. BEC occurs due to the thermodynamics, when the number of particles (or charge  $Q$ ) cannot be accommodated by thermal distribution, and as a result the extra part must be accumulated in the lowest energy state. This is the essence of BEC.

Photons and phonons can also form the BEC under pumping, if the lifetime of these excitations is larger than thermalization time. For photons this condition has been realized, and the photon BEC has been observed [4]. These thermodynamic BEC states are certainly different from such coherent states as optical lasers and also from the equilibrium deformations of solids.

## X. BEYOND MAGNON BEC: SUHL INSTABILITY OF COHERENT PRECESSION

### A. Catastrophic relaxation of magnon BEC

The instability of BEC which we discuss here is applicable only to the BEC of magnon quasiparticles, and is irrelevant for atomic condensates. For quasiparticles the  $U(1)$  symmetry is not strictly conserved. For magnetic subsystem, this is the  $SO(2)$  symmetry with respect to spin rotations in the plane perpendicular to magnetic field, and it is violated by spin-orbit interactions. The magnon BEC is a time dependent process, and it may experience instabilities which do not occur in equilibrium condensates of stable particles. In 1989 it was found that the original magnon condensate – the HPD state – abruptly loses its stability below about  $0.4 T_c$  [81]. This was called the catastrophic relaxation. This phenomenon was left unexplained for a long time.

One of the first suggestions was very interesting. It was suggested that the instability appears due to crossover between the NMR in external field and NMR in Landau field [121].

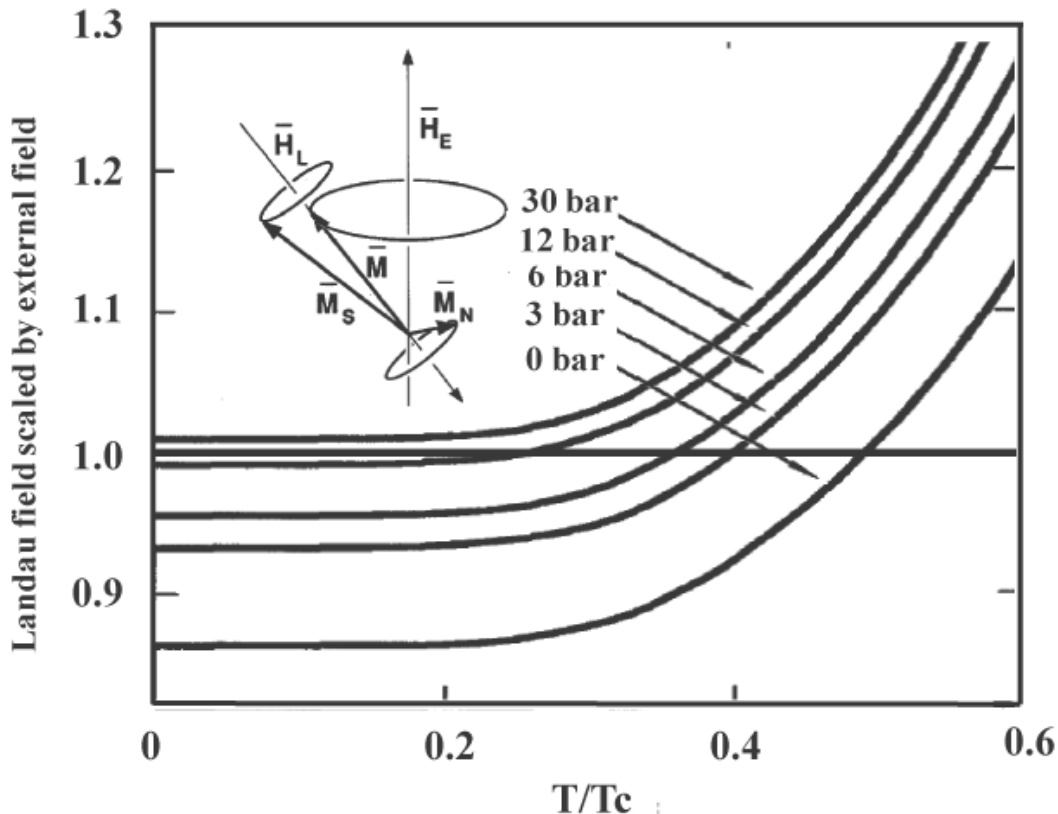


FIG. 18: Illustration of the concept of the “molecular” Landau field: NMR in terms of the two-component precession. The normal  $\mathbf{M}_N$  and superfluid  $\mathbf{M}_S$  components of magnetization precess around the direction of the Landau field, which in turn is directed along the full magnetization  $\mathbf{M} = \mathbf{M}_N + \mathbf{M}_S$ , which precesses around external magnetic field. In some range of pressures, there is the transition temperature, at which the magnitude of Landau field crosses the magnitude of external field. The rapid decay of the NMR signal is observed at this temperature [122], which justifies the phenomenology of Landau field. However, the concept of Landau field does not explain the catastrophic relaxation. The origin of the latter is the Suhl instability.

The molecular Landau field was introduced in phenomenological Landau theory of Fermi liquid. According to this concept, the magnetization in superfluid  $^3\text{He}$  can be presented as a sum of two components, the superfluid one which comes from the superfluid order parameter, and the normal one which comes from thermal quasiparticles. This is similar to the two-fluid model of superfluidity. In analogy with the second sound, in NMR both components precess around the common direction – the direction Landau field, which in turn is directed along the total magnetization and thus does not contribute to the frequency of NMR (see Fig. 18). This two-component precession is described by Leggett-Takagi equations (see the book Ref. [30]), with each component having its own spin-orbit interaction, the phase of precession and the relaxation. The value of Landau field is proportional to magnetization and changes in superfluid  $^3\text{He}$  with temperature so that in the range of pressures between 0 and 10 bar there is a crossover temperature when the value of Landau field is equal to

the value of external magnetic field. At this crossover temperature the fast relaxation of the conventional NMR signal was found [122]. It results from the two-mode precession around the Landau field, which is highly dissipative and pumps out the energy from the usual mode of NMR [123]. This was the first evidence that the Landau field is indeed a real molecular field and not just a mathematical construction. However, the Landau field does not explain the catastrophic relaxation phenomena, since the crossover temperature has an opposite dependence on pressure [124].

Finally the reason for catastrophic relaxation was established: in the low-temperature regime, where dissipation becomes sufficiently small, the Suhl instability destroys the homogeneous precession [82, 83, 125]. This is the parametric instability, which leads to decay of HPD due to the parametric amplification of an intrinsic mode never discussed previously. The latter modes are different from the magnons which we discuss here: they represent another branch of the collective modes of superfluid  $^3\text{He-B}$  which appears in the regions where the orbital momentum is not parallel to the magnetic field [126, 127]. Particularly they are excited near the walls of the cell which are oriented along the magnetic field [128]. The instability occurs because the spin-orbit interactions violate the  $U(1)$  symmetry.

For magnetically ordered systems the instability of homogeneous precession is a well known phenomenon. Suhl [129] explained it in terms of parametric instability of the mode of precession with respect to excitations of pairs of spin waves satisfying the condition of resonance:

$$n\omega_L = \omega_s(\mathbf{k}) + \omega_s(-\mathbf{k}) , \quad (10.1)$$

where  $\omega_L$  is the precession frequency and  $n$  is integer (see also review [130]). All the magnetic systems, where the Suhl instability has been observed, are anisotropic. In particular, as quantum solids and liquids are concerned, Suhl instability has been observed in antiferromagnetic solid  $^3\text{He}$  [131], and has been predicted by Fomin for anisotropic superfluid liquid  $^3\text{He-A}$  [132] where it has been observed later [69]. Due to the extreme isotropy of  $^3\text{He-B}$  and due to the unique symmetry of the spin-orbit interaction, the Suhl instability was not expected there.

However, under conditions of the experiment, the boundary conditions on the wall of container induce the texture of the order parameter in which the orbital vector  $\mathbf{l}$  deviates from its symmetric orientation along the magnetic field  $\mathbf{H}$ . The symmetry of the spin-orbit interaction is violated providing the additional term in the interaction between the modes, which is dominating in typical experiments with the catastrophic relaxation [81, 128, 133–135].

## B. Precessing states and their symmetry

To describe the interaction of magnon condensate with the other modes of superfluid  $^3\text{He-B}$ , we must go beyond the magnon BEC description and consider all the degrees of freedom of homogeneous free precession in external magnetic field  $\mathbf{H}$ . In liquid  $^3\text{He}$  the spin-orbit (dipole-dipole) interaction is weak. If it is neglected, we can apply the powerful Larmor theorem, according to which, in the spin-space coordinate frame rotating with the Larmor frequency the effect of magnetic field on spins of the  $^3\text{He}$  atoms is completely compensated. This follows from the observation that in dynamics the time derivative of a spin vector enters equations together with the Larmor frequency vector  $\boldsymbol{\omega}_L = \gamma\mathbf{H}$

$$D_t\mathbf{f} = \partial_t\mathbf{f} - \boldsymbol{\omega}_L \times \mathbf{f} . \quad (10.2)$$

In other words, the Pauli magnetic field acts on spin vectors as time component of the effective  $SO(3)$  gauge field,

$$\mathbf{A}_0 = \gamma \mathbf{H}. \quad (10.3)$$

We shall use this equation later in Sec. XI for discussion of spin currents and spin-quantum Hall effect.

Since the magnetic field becomes irrelevant, the symmetry group of the physical laws in the precessing frame becomes the same as in the absence of the field. If the spin-orbit interaction is neglected, it is the product of the  $SO_3^L$  group of orbital rotations and the  $SO_3^S$  group of spin rotations:

$$G = SO_3^L \times SO_3^S. \quad (10.4)$$

The difference from the symmetry group  $G = SO_3^L \times SO_3^S$  in the static case is that the  $SO_3^S$  rotations are now considered in the precessing frame rather than in the laboratory frame. The elements of the latter group  $\tilde{\mathbf{g}}(\mathbf{t})$  are constructed from the elements  $\mathbf{g}$  of conventional spin rotations in the laboratory frame:

$$\tilde{\mathbf{g}}(t) = \mathbf{O}^{-1}(\hat{\mathbf{z}}, \omega_L t) \mathbf{g} \mathbf{O}(\hat{\mathbf{z}}, \omega_L t). \quad (10.5)$$

Here the matrix  $O_{\alpha\beta}(\hat{\mathbf{z}}, \omega t)$  describes the transformation from the laboratory frame into the rotating frame - this is the rotation about the magnetic field axis  $\hat{\mathbf{z}}$  by angle  $\omega_L t$ . Now we can find all the degenerate coherent states of the Larmor precession applying the symmetry group  $G$  to the order parameter in the simplest equilibrium state of the given superfluid phase. The order parameter in superfluid  ${}^3\text{He}$  is  $3 \times 3$ , which corresponds to Cooper pairing with orbital and spin momenta  $L = S = 1$  [30]. Thus choosing the simplest  $3 \times 3$  static matrix  $\mathbf{A}^{(0)}$  in a given superfluid phase, one obtains all the precessing states in this phase if the spin-orbit coupling is neglected:

$$\mathbf{A}(t) = \mathbf{O}^{-1}(t) \mathbf{R}^{(1)} \mathbf{O}(t) \mathbf{A}^{(0)} (\mathbf{R}^{(2)})^{-1}. \quad (10.6)$$

Here  $\mathbf{R}^{(1)}$  is the arbitrary matrix describing spin rotations in the precessing frame and  $\mathbf{R}^{(2)}$  is another arbitrary matrix which describes the orbital rotations in the laboratory frame. In case of  ${}^3\text{He-B}$  the simplest state corresponds to the total angular momentum of Cooper pair  $J = 0$  which is described by the isotropic matrix [30]:

$$A_{\alpha i}^{(0)} = \Delta_B \delta_{\alpha i}, \quad (10.7)$$

where  $\Delta_B$  is the gap in the fermionic spectrum. The action of elements of the group  $G$  on this stationary state leads to the following general precession of  ${}^3\text{He-B}$  with the Larmor frequency (if the spin-orbit interaction is neglected):

$$A_{\alpha i}(t) = \Delta_B R_{\alpha i}(t), \quad (10.8)$$

$$R_{\alpha i}(t) = O_{\alpha\beta}(\hat{\mathbf{z}}, -\omega t) R_{\beta\gamma}^{(1)} O_{\gamma\mu}(\hat{\mathbf{z}}, \omega t) (\mathbf{R}^{(2)})_{\mu i}^{-1}. \quad (10.9)$$

The matrix  $\mathbf{R}^{(1)}$  determines the direction of spin density in the precessing frame:

$$S_\alpha = \chi R_{\alpha\beta}^{(1)} H_\beta, \quad (10.10)$$



where  $\chi$  is the spin susceptibility of  $^3\text{He-B}$ . This corresponds to the precession of spin magnetization with the tipping angle  $\cos \beta_M = R_{zz}^{(1)}$ . The matrix  $\mathbf{R}^{(2)}$  determines the direction of orbital momentum density in the laboratory frame:

$$L_i = -R_{\alpha i}(t)S_\alpha(t) = -\chi R_{i\alpha}^{(2)} H_\alpha \quad , \quad (10.11)$$

with the tipping angle  $\cos \beta_L = R_{zz}^{(2)}$ .

### C. Spin-orbit interaction as perturbation

The spin-orbit interaction couples the spin and orbital components of the matrix  $A_{\alpha i}$ . For  $^3\text{He-B}$  in (10.8) one obtains [30];

$$F_D = \frac{2}{15}\chi\Omega_L^2 \left( R_{ii}(t) - \frac{1}{2} \right)^2 = \frac{8}{15}\chi\Omega_L^2 \left( \cos \theta(t) + \frac{1}{4} \right)^2 \quad , \quad (10.12)$$

where  $\Omega_L$  is the so called Leggett frequency – the frequency of the longitudinal NMR;  $\theta$  is the angle of rotation in the parametrization of the matrix  $R_{\alpha i}$  in terms of the angle and axis of rotation [30]; we shall use here the system of units in which the gyromagnetic ratio  $\gamma$  for the  $^3\text{He}$  atom is 1, hence the magnetic field and the frequency will have same physical dimension.

In the general state of the Larmor precession (10.8), the spin-orbit interaction contains the time independent part and rapidly oscillating terms with frequencies  $\omega_L$ ,  $2\omega_L$ ,  $3\omega_L$  and  $4\omega_L$ :

$$F_D(\gamma) = F_0 + \sum_{n=1}^4 F_n \cos(n\omega_L t) \quad . \quad (10.13)$$

The time-independent part – the average over fast oscillations – gives the spin-orbit potential in (4.16), which determines the phases of magnon BEC in  $^3\text{He-B}$ :

$$\begin{aligned} F_0 = F_{\text{so}}(s, l, \gamma) = & \\ & \frac{2}{15}\chi\Omega_L^2 \left[ \left( sl - \frac{1}{2} + \frac{1}{2}(1+s)(1+l)\cos\gamma \right)^2 + \right. \\ & \left. \frac{1}{8}(1-s)^2(1-l)^2 + (1-s^2)(1-l^2)(1+\cos\gamma) \right] \quad . \end{aligned} \quad (10.14)$$

Here  $s = \cos \beta_M$  (or simply  $\cos \beta$ ) and  $l = \cos \beta_L$  are  $z$  projections of unit vectors  $\hat{\mathbf{s}} = \mathbf{S}/S$  and  $\hat{\mathbf{l}} = -\mathbf{L}/L$ ; and  $\gamma$  is another free parameter of the general precession. Altogether the free precession is characterized by 5 independent parameters coming from two matrices  $\mathbf{R}^{(1)}$  and  $\mathbf{R}^{(2)}$  [58]: two angles of spin  $\mathbf{S}$ , two angles of the orbital momentum  $\hat{\mathbf{l}}$ , and the relative rotation of matrices by angle  $\gamma$ . In the case of the stationary (non-precessing) magnetization, the  $\gamma$ -mode corresponds to the longitudinal NMR mode.

### D. Parametric instability of HPD

In the simplest description, the dynamics of the  $\gamma$ -mode is determined by the following Lagrangian:

$$\mathcal{L} = -\frac{1}{2}\chi \left( \dot{\gamma}^2 - c^2(\nabla\gamma)^2 \right) + F_D(\gamma) \quad . \quad (10.15)$$

Here we used the approximation of an isotropic speed of spin waves  $c$ . In the time-dependent part of  $F_D$  in (10.13) we only consider the first harmonic, i.e. according to Eq.(10.1) we discuss the parametric excitation of two  $\gamma$ -modes with  $ck \approx \omega_L/2$ . The amplitude of the first harmonic is:

$$F_1 = \frac{4}{15} \chi \Omega_L^2 \sin \beta \sin \beta_L \cos(\gamma/2) \times \left( 2sl - 1 + \frac{(1-s)(1-l)}{2} + (1+s)(1+l) \cos \gamma \right). \quad (10.16)$$

Further we assume that the system is in the minimum of the dipole energy  $F_0$  as a function of  $\gamma$ . The equilibrium value  $\gamma = \gamma_0$  is

$$\cos \gamma_0 = -\frac{(2sl - 1) + 2(1-s)(1-l)}{(1+s)(1+l)}, \quad (10.17)$$

which is valid if the right hand side of Eq. (10.17) does not exceed unity, i.e. when  $s+l-5sl < 2$ .

For the discussion of Suhl instability we need the time-dependent term which is quadratic in  $\gamma - \gamma_0$ . Then the Lagrangian (10.15) which describes the parametric instability towards decay of Larmor precession to two  $\gamma$ -modes with  $kc \approx \omega_L/2$  is (after the shift  $\gamma - \gamma_0 \rightarrow \gamma$ ; neglecting  $\Omega_L$  compared to  $\omega_L$ ; and neglecting the anisotropy of the spin-wave velocity):

$$\mathcal{L} = \frac{1}{2} \chi (-\dot{\gamma}^2 + c^2 (\nabla \gamma)^2 + a \Omega_L^2 \gamma^2 \cos \omega_L t), \quad (10.18)$$

where, if  $s+l-5sl < 2$ , the parameter  $a$  is

$$a = \frac{4}{15} \sin \beta \sin \beta_L \left[ \frac{3(s+l-sl)}{2(1+s)(1+l)} \right]^{1/2} \times \left[ (1+s)(1+l) + 2(2sl-1) + \frac{35}{8}(1-s)(1-l) \right]. \quad (10.19)$$

Let us rewrite the Lagrangian (10.18) in terms of Hamiltonian as function of creation and annihilation operators  $b_{\mathbf{k}}$  and  $b_{\mathbf{k}}^*$ :

$$\gamma_{\mathbf{k}} = \frac{i}{\sqrt{2\chi\omega_s(k)}} (b_{\mathbf{k}} - b_{\mathbf{k}}^*), \quad \omega_s^2(k) = c^2 k^2 \quad (10.20)$$

$$p_{\mathbf{k}} = \chi \dot{\gamma}_{\mathbf{k}} = \sqrt{\chi\omega_s(k)/2} (b_{\mathbf{k}} + b_{\mathbf{k}}^*), \quad (10.21)$$

$$\mathcal{H} = \sum_{\mathbf{k}} \omega_s(k) b_{\mathbf{k}}^* b_{\mathbf{k}} + \sum_{\mathbf{k}} \frac{a\Omega_L^2}{2\omega_s(k)} (e^{-i\omega_L t} b_{\mathbf{k}} b_{-\mathbf{k}} + e^{i\omega_L t} b_{\mathbf{k}}^* b_{-\mathbf{k}}^*), \quad (10.22)$$

where we neglected  $\Omega_L$  compared to  $\omega_L$ . The spectrum of the excited mode is

$$b_{\mathbf{k}}(t) = \tilde{b}_{\mathbf{k}} e^{-i\omega_L/2t + i\nu_{\mathbf{k}}t}, \quad \nu_{\mathbf{k}} = \sqrt{(\omega_s(k) - \omega_L/2)^2 - a^2\Omega_L^4/\omega_s^2(k)} \quad (10.23)$$

At the resonance, i.e. when  $\omega_s(k) = \omega_L/2$ , the mode grows exponentially:

$$b_{\mathbf{k}}(t) \propto e^{\lambda t}, \quad \lambda = 2a\Omega_L^2/\omega_L. \quad (10.24)$$

At finite temperatures this growing is damped by dissipation, but at low temperature the dissipation becomes small and catastrophic relaxation occurs. Following Ref. [125] one may assume the spin diffusion mechanism of dissipation. In this case the equation for temperature  $T_{\text{cat}}$  below which the instability of the homogeneous precession towards radiation of spin waves with  $\omega_s(k) = ck = \omega_L/2$  starts to develop is [82, 83]:

$$D(T_{\text{cat}}) = 2\lambda c^2 / \omega_L^2 . \quad (10.25)$$

Here  $D(T)$  is the spin diffusion coefficient, which depends on temperature and decreases with decreasing  $T$ . This agrees with observations.

## XI. BEYOND MAGNON BEC: SPIN SUPERCURRENTS AND SPIN HALL EFFECTS

Spin current has many faces. Spin can be transferred by convective, diffusive or ballistic motion of particles; it can be also transferred from particle to particle without any particle motion. In real systems these mechanisms compete with each other, so that in the phenomenological description only in a very particular cases it is possible to resolve between them. In ferromagnetically ordered A<sub>1</sub>-phase of superfluid <sup>3</sup>He, the nuclear spin is transferred by superfluid mass current. In magnon BEC in <sup>3</sup>He-B, the nuclear spin is transferred by the superfluid current of magnons (Sec. VD); in particular, this spin current transfers spins from one experimental cell to another in the spin-current Josephson effect (Sec. VJ). In magnetically ordered systems the spin current can be also represented in terms of the rigidity of the order parameter to inhomogeneous spin rotations. Example of the non-dissipative spin current arising in inhomogeneous states of these materials is the spin current circulating around the core of spin-mass vortex in <sup>3</sup>He-B and inside the soliton which terminates on a spin-mass vortex (Sec. VIII B). As its electric counterpart – the charge current, the spin current can be dissipative and non-dissipative, with or without spin accumulation. It may give rise to spin-Josephson effect and also to spin-Hall effect with and without external magnetic field, which may be ordinary (Sec. XI B) and quantized (Sec. XI D).

### A. Microscopic theory of spin supercurrent in <sup>3</sup>He-B

Here we give the ‘microscopic’ derivation for the spin supercurrent, which has been discussed on the phenomenological level of magnon BEC. The underlying microscopic physics is the BCS theory of  $p$ -wave spin-triplet superfluid <sup>3</sup>He. Superfluid spin currents in <sup>3</sup>He-B exist even in the absence of magnon BEC. They come from the spontaneous breaking of spin-rotation symmetry. The spin supercurrent in <sup>3</sup>He-B is expressed in terms of the spin superfluid velocities:

$$\omega_{\alpha i} = \nabla_i \theta_\alpha = \frac{1}{2} e_{\alpha\beta\gamma} R_{\beta j} \nabla_i R_{\gamma j} . \quad (11.1)$$

The corresponding gradient energy is

$$F_{\text{grad}} = \frac{1}{2} \rho_{\alpha i, \beta j} \omega_{\alpha i} \omega_{\beta j} , \quad (11.2)$$

where  $\rho_{\alpha i, \beta j}$  is the spin rigidity tensor with spin rigidity parameters

$$\rho_{\alpha i, \beta j} = \frac{\chi_B}{\gamma^2} [\tilde{c}_{\parallel}^2 \delta_{\alpha\beta} \delta_{ij} - (\tilde{c}_{\parallel}^2 - \tilde{c}_{\perp}^2)(R_{\alpha i} R_{\beta j} + R_{\alpha j} R_{\beta i})]. \quad (11.3)$$

From these equations one obtains the spin supercurrent in  $^3\text{He-B}$ :

$$J_{\alpha i} = -\frac{\partial F_{\text{grad}}}{\partial \omega_{\alpha i}} = -\rho_{\alpha i, \beta j} \omega_{\beta j}. \quad (11.4)$$

This spin current averaged over the fast precession determines the parameters of the phenomenological equations (5.16) and (5.17) for the spin supercurrent emerging in magnon BEC.

### B. Spin-Hall effect in $^3\text{He-B}$

The symmetry properties of the spin superfluid velocity, and thus of the spin supercurrent, allows to couple linearly the spin current with electric field even in the absence of the spin-orbital interaction. The following term in the action is possible [136]:

$$F = -\beta e_{ijk} \omega_{\alpha i} R_{\alpha j} E_k. \quad (11.5)$$

The parameter  $\beta$  is not well defined from the microscopic theory due to the unknown Fermi-liquid corrections involved. The estimate for  $\beta$  reported in Ref. [137] is  $\beta \sim 10^{-4} \text{e/cm}$ . Variation with respect to  $\omega_{\alpha i}$  demonstrates that there exists a linear response of the spin supercurrent on the electric field:

$$J_{\alpha i} = -\frac{\partial F}{\partial \omega_{\alpha i}} = \beta e_{ijk} R_{\alpha j} E_k. \quad (11.6)$$

This spin current is transverse to the electric field and thus represents the spin current Hall effect. As distinct from the spin Hall effect predicted by Dyakonov and Perel [138], this spin-Hall effect occurs in the absence of spin-orbit interaction. The bridge, which connects spin and orbital motion, is provided by the order parameter matrix  $R_{\alpha j}$ .

### C. Electric and magnetic fields as $SU(2)$ gauge fields

The interaction of the electric and magnetic fields with the order parameter in superfluid phases of  $^3\text{He}$ , can be also found using observation that  $\mathbf{H}$  and  $\mathbf{E}$  may be considered as temporal and spatial components of the  $SU(2)$  gauge field, where  $SU(2)$  is the group of the spin rotations. The auxiliary  $SU(2)$  gauge field  $A_{\mu}^{\alpha}$  is convenient for the description of the effects related to the spin current. In the spinor representation one has the following covariant derivatives coming from the auxiliary  $SU(2)$  gauge field [136, 139, 140]

$$\mathbf{D} = \nabla - i\mathbf{A}^i \frac{\sigma^i}{2}, \quad D_0 = \partial_t + iA_0^i \frac{\sigma^i}{2}. \quad (11.7)$$

Some components of the field  $A_{\mu}^{\alpha}$  are physical, being represented by the real physical quantities which couple to the fermionic charges. Example is provided by the Pauli magnetic field

$H^i$ , which play the role of the component  $A_0^i$  of the  $SU(2)$  gauge field, see (10.3) [58, 141], while the spatial components are played by the electric field which enters the gradient energy via the covariant spatial derivative [136, 139, 140, 142]:

$$A_0^i = B^i \quad , \quad A_j^i = e_{jik} E_k . \quad (11.8)$$

The electric field enters due to the relativistic spin-orbit interaction of the spin of  $^3\text{He}$  atom with the electric field  $\mathbf{E}$ .

The spin current is obtained as variation of the action with respect to the fictitious  $SU(2)$  gauge field:

$$\mathbf{J}^i = \frac{\delta S}{\delta \mathbf{A}^i} . \quad (11.9)$$

After the spin current is calculated the values of the auxiliary fields are made equal to zero or to the values of the corresponding physical fields which simulate the gauge fields.

For example, in the presence of electric field, equation (11.2) becomes

$$F_{\text{grad}} = \frac{1}{2} \rho_{\alpha i, \beta j} (\omega_{\alpha i} - \frac{\gamma}{c} e_{\alpha i k} E_k) (\omega_{\beta j} - \frac{\gamma}{c} e_{\beta j l} E_l) , \quad (11.10)$$

which demonstrates that electric field enters as the  $SU(2)$  gauge field forming the covariant derivative. This gives another response of the spin supercurrent on the external electric field:

$$J_{\alpha i} = - \frac{\partial F_{\text{grad}}}{\partial \omega_{\alpha i}} = - \rho_{\alpha i, \beta j} (\omega_{\beta j} - \frac{\gamma}{c} e_{\beta j k} E_k) , \quad (11.11)$$

As distinct from (11.6) this spin-Hall effect is governed by the spin-orbit interaction. According to Ref. [56] both spin Hall effects in  $^3\text{He-B}$  should modify the spin current Josephson effect in magnon BEC. The supercurrent, induced by electric field, leads to an additional phase shift proportional to electric field, which is to be measured.

#### D. Quantum spin Hall effect

There are several types of responses of spin and electric currents to transverse forces which are quantized in 2+1 systems under appropriate conditions. The most familiar is the conventional quantum Hall effect (QHE). It is quantized response of the particle current to the transverse force, say to transverse gradient of chemical potential,  $\mathbf{J} = \sigma_{xy} \hat{\mathbf{z}} \times \nabla \mu$ . In the electrically charged systems this is the quantized response of the electric current  $\mathbf{J}^e$  to transverse electric field  $\mathbf{J}^e = e^2 \sigma_{xy} \hat{\mathbf{z}} \times \mathbf{E}$ .

The other effects involve the spin degrees of freedom. An example is the mixed spin quantum Hall effect: quantized response of the particle current  $\mathbf{J}$  (or electric current  $\mathbf{J}^e$ ) to transverse gradient of magnetic field interacting with Pauli spins (Pauli field in short) [143, 144]:

$$\mathbf{J} = \sigma_{xy}^{\text{mixed}} \hat{\mathbf{z}} \times \nabla (\gamma H^z) \quad , \quad \mathbf{J}^e = e \mathbf{J} . \quad (11.12)$$

The related effect, which is determined by the same quantized parameter  $\sigma_{xy}^{\text{mixed}}$ , is the quantized response of the spin current, say the current  $\mathbf{J}^z$  of the  $z$  component of spin, to the

gradient of chemical potential [145]. In the electrically charged systems this corresponds to the quantized response of the spin current to transverse electric field:

$$\mathbf{J}^z = \sigma_{xy}^{\text{mixed}} \hat{\mathbf{z}} \times \nabla \mu = e \sigma_{xy}^{\text{mixed}} \hat{\mathbf{z}} \times \mathbf{E}. \quad (11.13)$$

This kind of mixed Hall effect is now used in spintronics [146], which exploits the coupling between spin and charge transport in condensed matter.

Finally there is a pure spin Hall effect – the quantized response of the spin current to transverse gradient of magnetic field [143, 144, 147, 148]:

$$\mathbf{J}^z = \sigma_{xy}^{\text{spin/spin}} \hat{\mathbf{z}} \times \nabla(\gamma H^z). \quad (11.14)$$

Let us consider the mixed spin Hall effects in (11.13) and (11.14). These two effects are related, since they are described by the same topological Chern-Simons action [143] and thus by the same parameter  $\sigma_{xy}^{\text{mixed}}$ . To see this, let us remind that the spin current is obtained as variation of the action over the fictitious  $SU(2)$  or  $SO(3)$  gauge field, see (11.9). For example, the current of the  $z$ -projection of spin is

$$\mathbf{J}^z = \frac{\delta S}{\delta \mathbf{A}^z}. \quad (11.15)$$

The corresponding Chern-Simons term in the action is given by [143]

$$F_{\text{CS}} = e \sigma_{xy}^{\text{mixed}} e^{\nu\alpha\beta} \int d^2x dt A_\nu^z \nabla_\alpha A_\beta, \quad (11.16)$$

where  $A_\beta$  is the vector potential of the conventional electromagnetic field, and  $A_\nu^z = (A_i^z, A_0^z)$  represent components of auxiliary (fictitious)  $SU(2)$  gauge field. Variation of the action with respect to the field  $A_i^z$  gives the spin current in (11.13). On the other hand, the variation of the action with respect to field  $A_i$  gives electric current in terms of the gradients of an auxiliary gauge field. However, from equation (10.3) or (11.8) it follows that the role of the auxiliary gauge field  $A_0^z$  is played by magnetic field  $H^z$ . As a result one obtains equation (11.12) for electric current.

Equation (11.16) has been originally introduced for a thin film of the so-called planar phase of superfluid  $^3\text{He}$  [143]. However, it is better suited for the two-dimensional topological insulators with time reversal invariance (on topological insulators see reviews [111, 112]). These materials have the same topological structure as the planar phase, which is also time reversal invariant, but the advantage of these materials is that they are insulating and thus the superconductivity does not mask the spin Hall quantization.

Discussion of the mixed Chern-Simons term can be found in Ref. [149]. For the related phenomenon of axial anomaly in particle physics, the mixed action in terms of different (real and fictitious) gauge fields has been introduced in Ref. [150].

## XII. CONCLUSION

The superfluid phases of liquid  $^3\text{He}$  at extreme low temperatures are unique states of condensed matter with physical properties which can be compared to the vacuum of relativistic quantum field theories (see Chapter "The Superfluid Universe" in this book). The A

phase ( $^3\text{He-A}$ ) belongs to the same symmetry and topology class as the vacuum of the Standard Model of particle physics in its massless (*i.e.* gapless) phase and can also be described as a semi-metal-like system with non-trivial topology. The B phase ( $^3\text{He-B}$ ), in contrast, is similar to the vacuum of the Standard Model in its massive (or gapped) phase and to 3-dimensional topological insulators with time reversal symmetry. In addition to fermionic quasiparticle excitations, superfluid  $^3\text{He}$  has also bosonic quasiparticles, such as magnons – quanta of excitations of the magnetic subsystem. These magnon excitations can form long-lived Bose-Einstein condensates both in  $^3\text{He-A}$  and  $^3\text{He-B}$ , and these condensates experience their own superfluidity, which is not related to superfluidity of the underlying system.

Formally, the phenomenon of superfluidity requires the conservation of charge or particle number. However, the consideration can be extended to systems with a weakly violated conservation law, including a system of sufficiently long-lived quasiparticles - discrete quanta of energy that can be treated as real particles in condensed matter. The spin superfluidity – superfluidity in the magnetic subsystem of a condensed matter – is manifested as the spontaneous phase-coherent precession of spins first discovered in 1984 [10, 11]. This superfluid current of spins is one more representative of superfluid currents known or discussed in other systems, such as the superfluid current of mass and atoms in superfluid  $^4\text{He}$ ; superfluid current of electric charge in superconductors; superfluid current of hypercharge in Standard Model; superfluid baryonic current and current of chiral charge in quark matter; etc. The analogy of the dynamical superfluid state of coherent precession with the non-perturbative dynamics of the physical vacuum has been discussed in [151].

Different condensates and thus different states of magnon superfluidity have been created by choosing different experimental arrangements. At low temperatures the condensate is confined in a magnetic trap which is formed by the order parameter texture of the superfluid state. This produces the analog of atomic BEC in laser traps, but adds some new features, such as formation of the non-ground-state condensate; self-localization and formation of the multi-boson bubble which is analog of the MIT bag model of hadrons; nonzero mass of the Goldstone bosons, etc. The magnon condensates can be used to probe the quantum vacuum of  $^3\text{He}$  in the limit  $T \rightarrow 0$ , where conventional measuring signals become insensitive.

- 
- [1] Yu. Kagan *et al.*, Condensation of phonons in an ultracold Bose gas, *Phys. Lett. A* **361**, 401 (2007).
  - [2] L.V. Butov, A. L. Ivanov, A. Imamoglu, P. B. Littlewood, A. A. Shashkin, V. T. Dolgoplov, K. L. Campman, and A. C. Gossard, Stimulated scattering of indirect excitons in coupled quantum wells: Signature of a degenerate Bose-gas of excitons, *Phys. Rev. Lett.* **86**, 5608 (2001).
  - [3] J. Kasprzak, M. Richard, S. Kundermann, A. Baas, P. Jeambrun, J.M.J. Keeling, F.M. Marchetti, M.H. Szymaska, R. Andre, J.L. Staehli, V. Savona, P.B. Littlewood, B. Deveaud, Le Si Dang, Bose-Einstein condensation of exciton polaritons, *Nature* **443**, 409–414 (2006); B. Deveaud-Pledran, On the condensation of polaritons *J. Opt. Soc. Am. B* **29**, A138–A145 (2012).
  - [4] Jan Klaers, Julian Schmitt, Frank Vewinger, Martin Weitz, Bose-Einstein condensation of photons in an optical microcavity *Nature* **468**, 545 (2010); J. Schmitt, T. Damm, F. Vewinger, M. Weitz, Bose-Einstein condensation of paraxial light, *Applied Physics B: Lasers and Optics* **105**, 17–33 (2011); arXiv:1109.4023.

- [5] L.A. Melnikovsky, Bose-Einstein condensation of rotons, *Phys. Rev. B* **84**, 024525 (2011).
- [6] Yu.D. Kalafati and V.L. Safonov, Possibility of Bose condensation of magnons excited by incoherent pump, *JETP Lett.* **50**, 149–151 (1989).
- [7] S.O. Demokritov, V.E. Demidov, O. Dzyapko, G.A. Melkov, A.A. Serga, B. Hillebrands, A.N. Slavin, Bose-Einstein condensation of quasi-equilibrium magnons at room temperature under pumping, *Nature* **443**, 430–433 (2006)
- [8] V.E. Demidov *et al.*, Observation of spontaneous coherence in Bose-Einstein condensate of magnons, *Phys. Rev. Lett.* **100**, 047205 (2008).
- [9] A.V. Chumak, G.A. Melkov, V.E. Demidov, O. Dzyapko, V.L. Safonov, S.O. Demokritov, Bose-Einstein condensation of magnons under incoherent pumping, *Phys. Rev. Lett.* **102**, 187205 (2009).
- [10] A.S. Borovik-Romanov, Yu.M. Bunkov, V.V. Dmitriev, Yu.M. Mukharskiy, Long-lived induction decay signal investigations in  $^3\text{He}$ , *JETP Lett.* **40**, 1033, (1984); Stratification of  $^3\text{He}$  spin precession in two magnetic domains, *Sov. Phys. JETP* **61**, 1199, (1985).
- [11] I.A. Fomin, Long-lived induction signal and spatially nonuniform spin precession in  $^3\text{He-B}$ , *JETP Lett.* **40**, 1037 (1984).
- [12] A. Greilich, A. Shabaev, D.R. Yakovlev, Al.L. Efros, I.A. Yugova, D. Reuter, A.D. Wieck, M. Bayer, Nuclei-induced frequency focusing of electron spin coherence, *Science* **317**, 1896–1899 (2007); M.M. Glazov, A. Yugova and Al.L. Efros, Electron spin synchronization induced by optical nuclear magnetic resonance feedback, arXiv:1103.3249.
- [13] Yu.M. Bunkov, E.M. Alakshin, R.R. Gazizulin, A.V. Klochkov, V.V. Kuzmin, T.R. Safin, M.S. Tagirov, Discovery of the classical Bose-Einstein condensation of magnons in solid antiferromagnets, *JETP Lett.*, **94**, 68-72 (2011)
- [14] Yu. M. Bunkov, E. M. Alakshin, R. R. Gazizulin, A.V. Klochkov, V.V. Kuzmin, V.S. L’vov, and M.S. Tagirov, High  $T_c$  spin superfluidity in antiferromagnets, *Phys. Rev. Lett.* **108**, 177002 (2012).
- [15] C.J. Pethick and H. Smith, *Bose-Einstein Condensation in Dilute Gases*, Ed. by Cambridge Univ. Press (2002); A.J. Leggett, *Rev. Mod. Phys.* **73**, 307 (2001).
- [16] L. Pitaevskii and S. Stringari, *Bose-Einstein condensation* (Clarendon Press, Oxford, 2003).
- [17] A. Einstein, Quantentheorie des einatomigen idealen Gases, *Sitzungsberichte der Preussischen Akademie der Wissenschaften* **1**, 3 (1925).
- [18] C. Ruegg, *Nature* **423**, 63 (2003).
- [19] E. Della Torre, L.H. Bennett and R.E. Watson, Extension of the Bloch  $T^{3/2}$  Law to Magnetic Nanostructures: Bose-Einstein Condensation, *Phys. Rev. Lett.*, **94**, 147210 (2005).
- [20] T. Radu, H. Wilhelm, V. Yushankhai, D. Kovrizhin, R. Coldea, Z. Tylczynski, T. Lhmann, and F. Steglich, Bose-Einstein condensation of magnons in  $\text{Cs}_2\text{CuCl}_4$ , *Phys. Rev. Lett.*, **95**, 127202 (2005).
- [21] T. Giamarchi, Ch. Rüegg, O. Tchernyshyov, Bose-Einstein condensation in magnetic insulators, *Nature Physics* **4**, 198–204 (2008).
- [22] S.N. Kaul and S.P. Mathew, Magnons as a Bose-Einstein Condensate in Nanocrystalline Gadolinium, *Phys. Rev. Lett.* **106**, 247204 (2011).
- [23] T. Nikuni, M. Oshikawa, A. Oosawa, H. Tanaka, Bose-Einstein condensation of dilute magnons in  $\text{TlCuCl}_3$ , *Phys. Rev. Lett.* **84**, 5868–5871 (2000).
- [24] W. Kohn, D. Sherrington, Two kinds of bosons and Bose condensates, *Rev. Mod. Phys.* **42**, 1–11 (1970).
- [25] T. Radu, H. Wilhelm, V. Yushankhai, D. Kovrizhin, R. Coldea, Z. Tylczynski, T. Lühmann,



- F. Steglich, Radu et al. Reply, Phys. Rev. Lett. **98**, 039702 (2007).
- [26] D.L. Mills, A comment on the letter by T. Radu et al., Phys. Rev. Lett. **98**, 039701 (2007).
- [27] L.D. Landau and E.M. Lifshitz, *Fluid Mechanics*, Pergamon, Oxford (1959).
- [28] V.E. Zakharov, S.V. Nazarenko, Dynamics of the Bose-Einstein condensation, Physica **D 201**, 203–211 (2005)
- [29] C.N. Yang, Concept of off-diagonal long-range order and the quantum phases of liquid He and of superconductors, Rev. Mod. Phys. **34**, 694–704 (1962).
- [30] D. Vollhardt and P. Wölfle, *The superfluid phases of helium 3*, Taylor and Francis, London (1990).
- [31] B.A. Malomed, O. Dzyapko, V.E. Demidov, S.O. Demokritov, The Ginzburg-Landau model of Bose-Einstein condensation of magnons, Phys. Rev. B **81**, 024418 (2010).
- [32] Yu. M. Bunkov, G. E. Volovik, Homogeneously precessing domains in  $^3\text{He-B}$ , JETP, **76**, 794–801 (1993).
- [33] Yu.M. Bunkov, Spin supercurrent and novel properties of NMR in superfluid  $^3\text{He}$ , in: Prog. Low Temp. Phys. Vol XIV, p. 69, ed. W. Halperin, Elsevier, Amsterdam (1995).
- [34] I.A. Fomin, Pulsed NMR in superfluid phases of  $^3\text{He}$ , in: "Helium Three" ed. by W.P. Halperin and L.P. Pitaevsky, Elsevier (1995).
- [35] Yu.M. Bunkov and G.E. Volovik, Bose-Einstein condensation of magnons in superfluid  $^3\text{He}$ , J. Low Temp. Phys. **150**, 135–144 (2008).
- [36] G.E. Volovik, Twenty years of magnon Bose condensation and spin current superfluidity in  $^3\text{He-B}$ , J. Low Temp. Phys. **153**, 266–284 (2008).
- [37] Yu.M. Bunkov, Spin supercurrent and coherent spin precession, London prize lecture, J. Phys.: Condens. Matter **21**, 164201 (2009).
- [38] Yu. M. Bunkov and G. E. Volovik, Magnon Bose-Einstein condensation and spin superfluidity, J. Phys.: Condens. Matter **22**, 164210 (2010).
- [39] Yu.M. Bunkov, V.V. Dmitriev, Yu.M. Mukharskiy, Twist oscillations of homogeneous precession domain in  $^3\text{He-B}$ , JETP Lett. **43**, 168–171 (1986).
- [40] G.E. Volovik, Linear momentum in ferromagnets, J. Phys. C **20**, L83–L87 (1987).
- [41] A. Brataas, A.D. Kent and H. Ohno, Current-induced torques in magnetic materials, Nature Materials **10**, 372–381 (2012).
- [42] M. Stone, Magnus force on skyrmions in ferromagnets and quantum Hall systems, Phys. Rev. B **53**, 16573–16578 (1996).
- [43] C.H. Wong and Y.Tserkovnyak, Hydrodynamic theory of coupled current and magnetization dynamics in spin-textured ferromagnets Phys. Rev. B **80**, 184411 (2009).
- [44] V.V. Dmitriev and I.A. Fomin, Coherently precessing spin structure in a normal Fermi liquid, JETP Lett. **59**, 378–384 (1994).
- [45] I. A. Fomin, Low-frequency oscillations of a precessing magnetic domain in  $^3\text{He-B}$ , JETP Lett. **43**, 171–174 (1986); Spin waves in pulsed NMR experiments in the B phase of  $^3\text{He}$ , JETP Lett. **28**, 334–336 (1978).
- [46] Yu.M.Bunkov, V.V.Dmitriev and Yu.M. Mukharskiy, Low frequency oscillations of the homogeneously precessing domain in  $^3\text{He-B}$ , Physica B **178**, 196–201 (1992).
- [47] L. Lokner, A. Feher, M. Kupka, R. Harkly, R. Scheibel, Yu.M. Bunkov, P. Skyba, Surface oscillations of homogeneously precessing domain with axial symmetry, Europhys. Lett. **40**, 539, (1997).
- [48] G.E. Volovik, Phonons in magnon superfluid and symmetry breaking field, JETP Lett. **87**, 639–640 (2008).

- [49] V.V. Dmitriev, V.V. Zavjalov and D.Ye. Zmeev, Spatially homogeneous oscillations of homogeneously precessing domain in  $^3\text{He-B}$ , *J. Low Temp. Phys.* **138**, 765–770 (2005).
- [50] M. Človečko, E. Gažo, M. Kupka and P. Skyba, New non-Goldstone collective mode of BEC of magnons in superfluid  $^3\text{He-B}$ , *Phys. Rev. Lett.* **100**, 155301 (2008).
- [51] A.S. Borovik-Romanov, Yu.M. Bunkov, V.V. Dmitriev, Yu.M. Mukharskiy, Phase slippage observations of spin supercurrent in  $^3\text{He-B}$ , *JETP Lett.* **45**, 124 (1987).
- [52] A.S. Borovik-Romanov, Yu.M. Bunkov, V.V. Dmitriev, Yu.M. Mukharskiy and D.A. Sergatskov, Investigation of spin supercurrent in  $^3\text{He-B}$ , *Phys. Rev. Lett.* **62**, 1631–1634 (1989).
- [53] Yu.M. Bunkov, V.V. Dmitriev, Yu.M. Mukharskiy and G.K. Tvalashvily, Superfluid spin current in a channel parallel to the magnetic field, *Sov. Phys. JETP* **67**, 300 (1988).
- [54] B.D. Josephson, Possible new effects in superconducting tunnelling, *Phys. Lett.* **1**, 251–253 (1962).
- [55] A.S. Borovik-Romanov, Yu.M. Bunkov, A. de Waard, V.V. Dmitriev, V. Makrotsieva, Yu.M. Mukharskiy, D.A. Sergatskov, Observation of a spin supercurrent analog of the Josephson effect, *JETP Lett.* **47**, 478–482 (1988).
- [56] A.S. Borovik-Romanov, Yu.M. Bunkov, V.V. Dmitriev, Yu.M. Mukharskiy and D.A. Sergatskov, Josephson effect in spin supercurrent in  $^3\text{He-B}$ , *AIP Conf. Proc.* **194**, 27 (1989).
- [57] A.S. Borovik-Romanov, Yu.M. Bunkov, V.V. Dmitriev, Yu.M. Mukharskiy and D.A. Sergatskov, Observation of vortex-like spin supercurrent in  $^3\text{He-B}$ , *Physica B* **165**, 649–650 (1990).
- [58] T.Sh. Misirpashaev and G.E. Volovik, Topology of coherent precession in superfluid  $^3\text{He-B}$ , *JETP* **75**, 650–665 (1992).
- [59] M.M. Salomaa and G.E. Volovik, Quantized vortices in superfluid  $^3\text{He}$ , *Rev. Mod. Phys.* **59**, 533–613 (1987).
- [60] I.A. Fomin, Critical superfluid spin current in  $^3\text{He-B}$ , *JETP Lett.* **45**, 106–108 (1987)
- [61] E.B. Sonin, Superfluid transport of precession in  $^3\text{He-B}$ , *JETP Lett.* **45**, 747–751 (1987).
- [62] E.B. Sonin, Spin-precession vortex and spin-precession supercurrent stability in  $^3\text{He-B}$ , *JETP Lett.* **88**, 238–242 (2008).
- [63] K. G. Lagoudakis, et al., Quantized vortices in an exciton-polariton condensate, *Nature Physics* **4**, 706–710 (2008).
- [64] G.E. Volovik and V.P. Mineev, Line and point singularities in superfluid  $^3\text{He}$ , *JETP Lett.* **24**, 561–563 (1976).
- [65] T. Kunimatsu, T. Sato, K. Izumina, A. Matsubara, Y. Sasaki, M. Kubota, O. Ishikawa, T. Mizusaki, Yu.M. Bunkov, The orientation effect on superfluid  $^3\text{He}$  in anisotropic aerogel, *JETP Lett.* **86**, 216–220 (2007).
- [66] J. Elbs, Yu. M. Bunkov, E. Collin, H. Godfrin, and G. E. Volovik, Strong orientational effect of stretched aerogel on the  $^3\text{He}$  order parameter, *Phys. Rev. Lett.* **100**, 215304 (2008).
- [67] P. Hunger, Y. M. Bunkov, E. Collin and H. Godfrin, Evidence for magnon BEC in superfluid  $^3\text{He-B}$  in squeezed aerogel, to be published.
- [68] I.A. Fomin, Instability of homogeneous precession of magnetization in the superfluid A phase of  $\text{He}^3$ , *JETP Lett.* **30**, 164–166 (1979).
- [69] A.S. Borovik-Romanov, Yu.M. Bunkov, V.V. Dmitriev, Yu.M. Mukharskiy, Instability of homogeneous spin precession in superfluid  $^3\text{He-A}$ , *JETP Lett.* **39**, 469–473 (1984).
- [70] Yu.M. Bunkov and G.E. Volovik, On the possibility of the Homogeneously Precessing Domain

- in bulk  $^3\text{He-A}$ , Europhys. Lett. **21**, 837–843 (1993).
- [71] G.E. Volovik, Random anisotropy disorder in superfluid  $^3\text{He-A}$  in aerogel, Pis'ma ZhETF **84**, 533–538 (2006), JETP Lett. **84**, 455 (2006).
- [72] T. Sato, T. Kunimatsu, K. Izumina, A. Matsubara, M. Kubota, T. Mizusaki, Yu.M. Bunkov, Coherent precession of magnetization in the superfluid  $^3\text{He A}$ -phase, Phys. Rev. Lett. **101**, 055301 (2008).
- [73] Yu.M. Bunkov and G.E. Volovik Magnon BEC in superfluid  $^3\text{He-A}$ , JETP Lett. **89**, 306–310 (2009);
- [74] P. Hunger, Y. M. Bunkov, E. Collin and H. Godfrin, Evidence for magnon BEC in superfluid  $^3\text{He-A}$ , J. Low Temp. Phys. **158**, 129–134 (2010).
- [75] Yu.M. Bunkov, Persistent signal; coherent NMR state trapped by orbital texture, J. Low Temp. Phys. **138**, 753–758 (2005).
- [76] Yu.M. Bunkov and G.E. Volovik, Magnon condensation into a Q-ball in  $^3\text{He-B}$ , Phys. Rev. Lett. **98**, 265302 (2007).
- [77] S.R. Coleman, Q-balls, Nucl. Phys. B **262**, 263–283 (1985).
- [78] K. Enqvist and A. Mazumdar, Cosmological consequences of MSSM flat directions, Phys. Rept. **380**, 99–234 (2003).
- [79] A. Kusenko, V. Kuzmin, M. Shaposhnikov and P.G. Tinyakov, Experimental signatures of supersymmetric dark-matter Q-balls, Phys. Rev. Lett. **80**, 3185–3188 (1998).
- [80] K. Enqvist and M. Laine, Q-ball dynamics from atomic Bose-Einstein condensates, JCAP **0308** (2003) 003.
- [81] Yu.M. Bunkov, V.V. Dmitriev, Yu.M. Mukharskiy, J. Nyeki, D.A. Sergatskov, Catastrophic relaxation in  $^3\text{He-B}$  at  $0.4T_c$ , Europhys. Lett. **8**, 645–649 (1989).
- [82] Yu.M. Bunkov, V.S. Lvov, G.E. Volovik, Solution of the problem of catastrophic relaxation of homogeneous spin precession in superfluid  $^3\text{He-B}$ , JETP Lett. **83**, 530–535 (2006).
- [83] Yu.M. Bunkov, V.S. Lvov and G.E. Volovik, On the problem of catastrophic relaxation in superfluid  $^3\text{He-B}$ , JETP Lett. **84**, 289–293 (2006).
- [84] Yu.M. Bunkov, S.N. Fisher, A.M. Guenault and G.R. Pickett, Persistent spin precession in  $^3\text{He-B}$  in the regime of vanishing quasiparticle density, Phys. Rev. Lett. **69**, 3092–3095 (1992).
- [85] Yu.M. Bunkov, S.N. Fisher, A.M. Guenault, G.R. Pickett and S.R. Zakazov, Persistent spin precession in superfluid  $^3\text{He-B}$ , Physica B **194**, 827–828 (1994).
- [86] D. J. Cousins, S. N. Fisher, A. I. Gregory, G. R. Pickett and N. S. Shaw, Persistent coherent spin precession in superfluid  $^3\text{He-B}$  driven by off-resonant excitation, Phys. Rev. Lett. **82**, 4484–4487 (1999).
- [87] A.S. Chen, Yu.M. Bunkov, H. Godfrin, R. Schanen, F. Scheffer, Non-linear spin waves on topological defects of texture in superfluid  $^3\text{He}$ , J. Low Temp. Phys. **110**, 51–56 (1998).
- [88] A.S. Chen, Yu. M. Bunkov, H. Godfrin, R. Schanen and F. Scheffler, Non-linear stationary spin-waves in superfluid  $^3\text{He-B}$  at ultra-low temperatures, J. of Low Temp. Phys., **113**, 693–698 (1998).
- [89] S. Autti, Yu.M. Bunkov, V.B. Eltsov, P.J. Heikkinen, J.J. Hosio, P. Hunger, M. Krusius and G.E. Volovik, Self-trapping of magnon Bose-Einstein condensates in the ground state and on excited levels: From harmonic to box confinement, Phys. Rev. Lett. **108**, 145303 (2012).
- [90] M. Kupka and P. Skyba, On the spin dynamics of  $^3\text{HeB}$  at the minimum of spatially nonuniform external magnetic field, Phys. Lett. A **317**, 324–328 (2003).
- [91] R. Friedberg, T. D. Lee and A. Sirlin, Class of scalar-field soliton solutions in three space

- dimensions, Phys. Rev. D **13**, 2739–2761 (1976).
- [92] A. Chodos, R.L. Jaffe, K. Johnson, C.B. Thorn and V. F. Weisskopf, New extended model of hadrons, Phys. Rev. D **9**, 3471–3495 (1974); A. Chodos, R.L. Jaffe, K. Johnson and C.B. Thorn, Baryon structure in the bag theory, Phys. Rev. D **10**, 2599–2604 (1974).
- [93] R. L. Jaffe, Multiquark hadrons. I. Phenomenology of  $Q^2\bar{Q}^2$  mesons Phys. Rev. D **15**, 267–280 (1977); Multiquark hadrons. II. Methods, Phys. Rev. D **15**, 281–289 (1977).
- [94] D. Strottman, Multiquark baryons and the MIT bag model, Phys. Rev. D **20**, 748–767 (1979).
- [95] M.M. Salomaa and G.A. Williams, Structure and stability of multielectron bubbles in liquid helium, Phys. Rev. Lett. **47**, 1730–1733 (1981); I.F. Silvera, J. Blanchfield and J. Tempere, Stability of multielectron bubbles against single-electron split-off, Phys. Stat. Sol. B **237**, 274–279 (2003).
- [96] D.I. Bradley, D.O. Clubb, S.N. Fisher, A.M. Guenault, C.J. Matthews, G.R. Pickett and P. Skyba, Spatial manipulation of the persistent precessing spin domain in superfluid  $^3\text{He-B}$ , J. Low Temp. Phys. **134**, 351–356 (1998).
- [97] S. Autti, V.B. Eltsov and G.E. Volovik, Bose analogs of MIT bag model of hadrons in coherent precession, Pis'ma ZhETF **95**, 610–614 (2012); JETP Lett. **95**, (2012); arXiv:1204.3423.
- [98] E.R.F. Ramos, E.A.L. Henn, J.A. Seman, M.A. Caracanhas, K.M.F. Magalhaes, K. Helmersson, V.I. Yukalov and V.S. Bagnato, Generation of nonground-state Bose-Einstein condensates by modulating atomic interactions, Phys. Rev. A **78**, 063412 (2008).
- [99] D. Snoke, Coherent questions, Nature **443**, 403–404 (2006)
- [100] Yu.M. Bunkov, Principles of HPD NMR spectroscopy of  $^3\text{He-B}$ , Physica B **178**, 187–195 (1992).
- [101] J.S. Korhonen, Yu.M. Bunkov, V.V. Dmitriev, Y. Kondo, M. Krusius, Yu.M. Mukharskiy, U. Parts, E.V. Thuneberg, Homogeneous spin precession in rotating vortex-free  $^3\text{He-B}$ ; measurements of the superfluid density anisotropy, Phys. Rev. B **46**, 13983–13990 (1992).
- [102] Y. Kondo, J.S. Korhonen, M. Krusius, V.V. Dmitriev, Yu.M. Mukharskiy, E.B. Sonin, and G.E. Volovik, Direct observation of the nonaxisymmetric vortex in superfluid  $^3\text{He-B}$ , Phys. Rev. Lett. **67**, 81–84 (1991).
- [103] E.V. Thuneberg, Identification of vortices in superfluid  $^3\text{He-B}$ , Phys. Rev. Lett. **56**, 359–362 (1986).
- [104] M.M. Salomaa and G.E. Volovik, Vortices with spontaneously broken axisymmetry in  $^3\text{He-B}$ , Phys. Rev. Lett. **56**, 363–366 (1986).
- [105] E. Witten, Superconducting strings, Nucl. Phys. **B249**, 557–592 (1985).
- [106] Y. Kondo, J.S. Korhonen, M. Krusius, V.V. Dmitriev, E.V. Thuneberg, G.E. Volovik, Combined spin-mass vortex with soliton tail in superfluid  $^3\text{He-B}$ , Phys. Rev. Lett. **68**, 3331–3334 (1992).
- [107] V.V. Dmitriev, V.V. Zavjalov, D.E. Zmeev, I.V. Kosarev, N. Mulders, Nonlinear NMR in a superfluid B phase of  $^3\text{He}$  in aerogel, JETP Lett. **76**, 321 (2002); V.V. Dmitriev, V.V. Zavjalov, D.Ye. Zmeev, Measurements of the Leggett frequency in  $^3\text{He-B}$  in aerogel, JETP Lett. **76**, 499 (2004).
- [108] Yu.M. Bunkov, E. Collin, H. Godfrin, R. Harakaly, Topological defects and coherent magnetization precession of  $^3\text{He}$  in aerogel, Physica B **329-333**, 305–306 (2003).
- [109] T. Kunimatsu, A. Matsubara, K. Izumina, T. Sato, M. Kubota, T. Takagi, Yu.M. Bunkov, T. Mizusaki, Quantum fluid dynamics of rotating superfluid  $^3\text{He}$  in aerogel, J. Low Temp. Phys. **150**, 435–444 (2008).
- [110] C.W.J. Beenakker, Search for Majorana fermions in superconductors, arXiv:1112.1950.

- [111] M.Z. Hasan and C.L. Kane, Topological Insulators, *Rev. Mod. Phys.* **82**, 3045–3067 (2010).
- [112] Xiao-Liang Qi and Shou-Cheng Zhang, Topological insulators and superconductors, *Rev. Mod. Phys.* **83**, 1057–1110 (2011).
- [113] A.P. Schnyder, S. Ryu, A. Furusaki and A.W.W. Ludwig, Classification of topological insulators and superconductors, *AIP Conf. Proc.* **1134**, 10–21 (2009); arXiv:0905.2029.
- [114] Suk Bum Chung and Shou-Cheng Zhang, Detecting the Majorana fermion surface state of  $^3\text{He-B}$  through spin relaxation, *Phys. Rev. Lett.* **103**, 235301 (2009).
- [115] G.E. Volovik, Topological invariant for superfluid  $^3\text{He-B}$  and quantum phase transitions, *JETP Lett.* **90**, 587 (2009).
- [116] J.P. Davis, J. Pollanen, H. Choi, J.A. Sauls, W.P. Halperin and A.B. Vorontsov, Anomalous attenuation of transverse sound in  $^3\text{He}$ , *Phys. Rev. Lett.* **101**, 085301 (2008).
- [117] S. Murakawa, Y. Tamura, Y. Wada, M. Wasai, M. Saitoh, Y. Aoki, R. Nomura, Y. Okuda, Y. Nagato, M. Yamamoto, S. Higashitani and K. Nagai, New anomaly in transverse acoustic impedance of superfluid  $^3\text{He-B}$  with a wall coated by several layers of  $^4\text{He}$ , *Phys. Rev. Lett.* **103**, 155301 (2009).
- [118] G. Nunes, Jr., C. Jin, D.L. Hawthorne, A.M. Putnam, and D.M. Lee, Spin-polarized  $^3\text{He}$ - $^4\text{He}$  solutions: Longitudinal spin diffusion and nonlinear spin dynamics, *Phys. Rev. B* **46**, 9082–9103 (1992).
- [119] V.V. Dmitriev, S.R. Zakazov and V.V. Moroz, Coherently precessing magnetization structure in normal  $^3\text{He}$  in pulsed NMR, *JETP Lett.* **61**, 309–315 (1995).
- [120] P.C. Hohenberg, in: *Critical Phenomena. Proc. Int. School Phys. “Enrico Fermi”*. Course LI., Acad. Press, NY (1971).
- [121] A.V. Markelov, Josephson effect on a spin current, *JETP* **67**, 520–523 (1988).
- [122] Yu.M. Bunkov, S.N. Fisher, A.M. Guenault and G.R. Pickett, Resonant observation of the Landau field in superfluid  $^3\text{He}$  by NMR, *Phys. Rev. Lett.* **68**, 600–603 (1992).
- [123] Yu.M. Bunkov and V.L. Golo, A chaotic regime of internal precession in  $^3\text{He}$ , *J. Low Temp. Phys.* **90**, 167–179 (1993).
- [124] Yu.M. Bunkov, S.N. Fisher, A.M. Guenault, C.J. Kennedy and G.R. Pickett, A new NMR mode in the Landau field in superfluid  $^3\text{He-B}$ , *J. Low Temp. Phys.* **89**, 27–36 (1992).
- [125] E.V. Sourovtssev, I.A. Fomin, Parametric instability of uniform spin precession in superfluid  $^3\text{He-B}$ , *JETP Lett.* **83**, 410 (2006).
- [126] Yu. M. Bunkov, NMR in superfluid helium-3 in the non-hydrodynamic regime, *J. of Low Temp. Phys.* **135**, 337–359 (2004).
- [127] Yu. M. Bunkov and V.L. Golo, Spin-orbit dynamics in the B-phase of superfluid helium-3, *J. Low Temp. Phys.* **137**, 625–654 (2004).
- [128] Yu.M. Bunkov, O.D. Timofeevskaya, G.E. Volovik, Nonwetting conditions for coherent quantum precession in superfluid  $^3\text{He-B}$ , *Phys. Rev. Lett.* **73**, 1817–1820 (1994).
- [129] H. Suhl, The theory of ferromagnetic resonance at high signal powers, *J. Phys. & Chem. Solids*, **1**, 209–227 (1959).
- [130] V.S. L’vov, Solitons and Nonlinear Phenomena in Parametrically Excited Spin Waves, in Chap. 5, “Solitons” eds. S.E. Trullinger, V.E. Zakharov and V.L. Pokrovsky, pp. 243–298, North-Holland Physics Publishing, Amsterdam 1986.
- [131] T. Matsushita, R. Nomura, H. H. Hensley, H. Shiga and T. Mizusaki, Spin dynamics and onset of Suhl instability in bcc solid  $^3\text{He}$  in the nuclear-ordered U2D2 phase, *J. Low Temp. Phys.* **105**, 67–92 (1996).
- [132] I.A. Fomin, Instability of homogeneous precession of magnetization in the superfluid A phase

- of  $\text{He}^3$ , JETP Lett. **30**, 164–166 (1979).
- [133] Yu. M. Bunkov, V.L.Golo, Spin-orbit dynamics in the B-phase of superfluid helium-3, J. Low Temp. Phys. **137**, 625–654 (2004).
  - [134] A.S. Borovik-Romanov, Yu.M. Bunkov, V.V. Dmitriev, Yu.M. Mukharsky, AIP conference proceedings **194**, 15 (1989).
  - [135] Yu.M. Bunkov, V.V. Dmitriev, Yu.M. Mukharsky, J. Nyeki, D.A. Sergatskov and I.A.Fomin, Instability of the homogeneous precession in  $^3\text{He}$ - B (catastrophic relaxation), Physica B, **165**, 675–676 (1990).
  - [136] V.P. Mineev and G.E. Volovik, Electric dipole moment and spin supercurrent in superfluid  $^3\text{He}$ -B, J. Low Temp. Phys. **89**, 823–830 (1992).
  - [137] G.E. Volovik, Spontaneous electric polarization of vortices in superfluid  $^3\text{He}$ , JETP Lett. **39**, 200–203 (1984).
  - [138] M.I. Dyakonov and V.I. Perel, Possibility of orienting electron spins with current, JETP Lett. **13**, 467–469 (1971).
  - [139] B.W.A. Leurs, Z. Nazario, D.I. Santiago and J. Zaanen, Non-Abelian hydrodynamics and the flow of spin in spin orbit coupled substances, Annals of Physics, **323**, 907–945 (2008).
  - [140] B. Berche, E. Medina and A. Lopez, Spin superfluidity and spin-orbit gauge symmetry fixing, EPL **97**, 67007 (2012).
  - [141] T.Sh. Misirpashaev, and G.E. Volovik, Collective modes of Larmor precession: Transverse NMR on HPD in superfluid  $^3\text{He}$ -B, J. Low Temp. Phys., 885–895 (1992).
  - [142] A. S. Goldhaber, Comment on “Topological quantum effects for neutral particles”, Phys. Rev. Lett. **62**, 482 (1989); J. Fröhlich and U. M. Studer,  $U(1) \times SU(2)$ -gauge invariance of non-relativistic quantum mechanics, and generalized Hall effects, Comm. Math. Phys. **148**, 553–600 (1992).
  - [143] G.E. Volovik and V.M. Yakovenko, Fractional charge, spin and statistics of solitons in superfluid  $^3\text{He}$  film, J. Phys.: Cond. Matter **1**, 5263–5974 (1989).
  - [144] G.E. Volovik, *Exotic properties of superfluid  $^3\text{He}$* , World Scientific, Singapore, 1992.
  - [145] G.E. Volovik, Fractional statistics and analogs of quantum Hall effect in superfluid  $^3\text{He}$  films, AIP Conference Proceedings **194**, 136–146 (1989).
  - [146] D. Awschalom and N. Samarth, Spintronics without magnetism, Physics **2**, 50 (2009).
  - [147] F.D.M. Haldane and D.P. Arovas, Quantized spin currents in 2-dimensional chiral magnets, Phys. Rev. B **52**, 4223–4225 (1995).
  - [148] T. Senthil, J.B. Marston and M.P.A. Fisher, The spin quantum Hall effect in unconventional superconductors, Phys. Rev. B **60**, 4245–4254 (1999).
  - [149] Su-Peng Kou, Xiao-Liang Qi, Zheng-Yu Weng: Spin Hall effect in a doped Mott insulator, Phys. Rev. B **72**, 165114 (2005).
  - [150] D.T. Son, A.R. Zhitnitsky: Quantum anomalies in dense matter, Phys. Rev. D **70**, 074018 (2004).
  - [151] F.R. Klinkhamer, Dynamically broken Lorentz invariance from the Higgs sector? arXiv:1202.0531.

### Acknowledgements

This work is supported in part by the Academy of Finland, Centers of excellence program 2006-2011, by the EU’s 7th Framework Programme (FP7/2007-2013: grant agreement # 228464 MICROKELVIN), and by the collaboration between CNRS and Russian Academy of Sciences (project # N16569).