

Pion form factor from 2+1 dynamical flavor lattice QCD using the $O(a)$ improved Wilson-clover quark formalism

Oanh Hoang Nguyen* for PACS-CS Collaboration

*Center for Computational Sciences and
Graduate School of Pure and Applied Sciences
University of Tsukuba
Tsukuba, Ibaraki 305-3577
Japan
E-mail: nhoanh@ccs.tsukuba.ac.jp*

We present a status report of our calculation of the electromagnetic form factor of the pion on the PACS-CS gauge field configurations generated using Iwasaki gauge action and Wilson-clover quark action for 2 + 1 flavors of light dynamical quarks. The technique of twisted boundary condition is employed to explore the form factor for small momentum transfer. The q^2 behavior of the form factor and its light quark mass dependence is examined.

*The XXVII International Symposium on Lattice Field Theory - LAT2009
July 26-31 2009
Peking University, Beijing, China*

*Speaker.

1. Introduction

The electromagnetic form factor of the pion $G_\pi(Q^2)$ is a simple and yet interesting quantity to explore hadronic structure using lattice QCD. At small momentum transfer, *e.g.*, at $Q^2 < 0.3 \text{ GeV}^2$, the form factor is well parametrized in terms of the mean-square charge radius whose experimental value is $\langle r^2 \rangle_{exp} = 0.452(11) \text{ fm}^2$. Since this is a well measured quantity, lattice calculation of $\langle r^2 \rangle$ is a good check for the validity of lattice QCD.

In the framework of ChPT up to NLO, $\langle r^2 \rangle$ was calculated by Gasser and Leutwyler in their famous work [1]:

$$\langle r^2 \rangle_{SU(2),NLO} = -\frac{1}{f^2} \left(12l_6' + \frac{1}{8\pi^2} + \frac{1}{8\pi^2} \log \frac{m_\pi^2}{\mu^2} \right). \quad (1.1)$$

There is no m_π^2 suppression factor in front of the logarithm in this formula, and thus it predicts a rapid growth of the mean-square charge radius at small pion mass. There have been a number of efforts in the lattice QCD community to verify this behavior including recent studies with dynamical quarks [2, 3, 4, 5] with the pion mass as light as about 300 MeV. However, the results for the mean-square charge radius at those pion mass range were significantly smaller than the experimental value, and in most cases these studies invoked the NNLO of ChPT to verify that the extrapolation toward the physical pion mass yields the charge radius consistent with experiment. Therefore a calculation closer to the physical point is needed to clarify the situation.

Recently PACS-CS collaboration generated gauge ensembles of 2+1 dynamical flavors toward the physical point using the O(a) improved Wilson-clover quarks and Iwasaki gauge action on a $32^3 \times 64$ lattice volume with a lattice spacing of 0.0907(13) fm [6]. Hopping parameters were chosen such that the pion mass covered the range from $m_\pi \approx 702 \text{ MeV}$ down to $m_\pi \approx 156 \text{ MeV}$. It was shown that the spectrum quantities can be measured close to the physical point. This work encourages us to proceed to a project of calculation of the pion form factor on the PACS-CS gauge ensembles. This paper is a progress report of our work.

2. Twisted boundary condition

The minimum non-zero quark momentum for the periodic boundary condition on an $32^3 \times 64$ lattice with a 2GeV inverse lattice spacing is about 0.4GeV. To probe the region of smaller momentum transfer one can apply the technique of twisted boundary condition [7, 8, 9, 10]. If one imposes the boundary condition given by

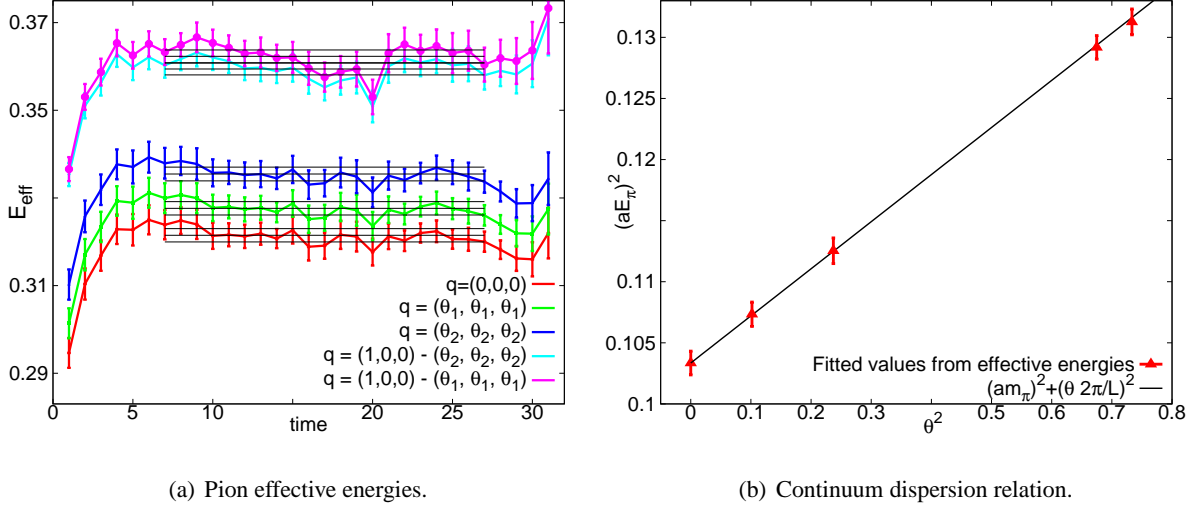
$$\psi(x + Le_j) = e^{2\pi i \theta_j} \psi(x), \quad j = 1, 2, 3 \quad (2.1)$$

on quark fields where L denotes the spatial lattice size and e_j the unit vector in the spatial j -th direction, the spatial momentum is quantized according to

$$p_j = \frac{2\pi n_j}{L} + \frac{2\pi \theta_j}{L}, \quad j = 1, 2, 3. \quad (2.2)$$

In this way one can explore arbitrarily small momentum on the lattice by adjusting the value of twist θ_j . In practice we transfer the twist from the quark sector to the gluon sector by an $U(1)$ transformation given by

$$\psi(x) \longrightarrow U(\theta, x) \psi(x) = e^{2\pi i \sum_{j=1}^3 \theta_j x_j / L} \psi(x). \quad (2.3)$$



(a) Pion effective energies.

(b) Continuum dispersion relation.

Figure 1: Check of validity of the twisted boundary condition at $\kappa_s = 0.1364$, $\kappa_{ud} = 0.13700$ where $m_\pi \approx 702$ MeV with 40 configurations measured.

Quark propagators are solved with the periodic boundary condition but on the gluon fields twisted by the U(1) transformation above.

To check that the term $\frac{2\pi\theta_j}{L}$ acts as a true physical momentum, we carried out a test on the relativity dispersion relation of the pion. Of the two valence quarks inside the pion, we twisted one quark with a twist angle $\vec{\theta} = (\theta, \theta, \theta)$ and left the other untwisted. In Fig.1(a) we plot the effective energy for several values of the twist angle and integer momenta at the hopping parameters $\kappa_s = 0.1364$, $\kappa_{ud} = 0.13700$ where $m_\pi \approx 702$ MeV. The propagator is fitted over $t = 7 - 27$ to extract the energy $E(\vec{p})$. The error is estimated by the jackknife method with the bin size of 100 trajectories. The results are plotted in Fig.1(b), together with the expected behavior,

$$E(\vec{p})^2 = (am_\pi)^2 + \left(\frac{2\pi}{L}\vec{n} + \frac{2\pi}{L}\vec{\theta} \right)^2, \quad (2.4)$$

which demonstrates clearly that the term $\frac{2\pi\theta_j}{L}$ acts as a true physical momentum.

3. Electromagnetic form factor of the pion

The electromagnetic form factor of the pion is defined by

$$\langle \pi^+(p') | V_4 | \pi^+(p) \rangle = (p_4 + p'_4) G_\pi(Q^2), \quad (3.1)$$

where $p = (\vec{p}, p_4)$ is the 4-momentum of the incoming pion, $p' = (\vec{p}', p'_4)$ that of the outgoing pion, $Q^2 = -(p' - p)^2$ the 4-momentum transfer, and $V_4 = \frac{2}{3}\bar{u}\gamma_4 u - \frac{1}{2}\bar{d}\gamma_4 d$ the electromagnetic current. Since we employ the local (non-conserved) current for V_4 , the bare matrix element needs to be renormalized by requiring $G_\pi(0) = 1$.

One can extract the form factor from a suitable ratio of two- and three-point functions. In this work, we use the following ratio which has the advantage of simultaneously reducing fluctuations

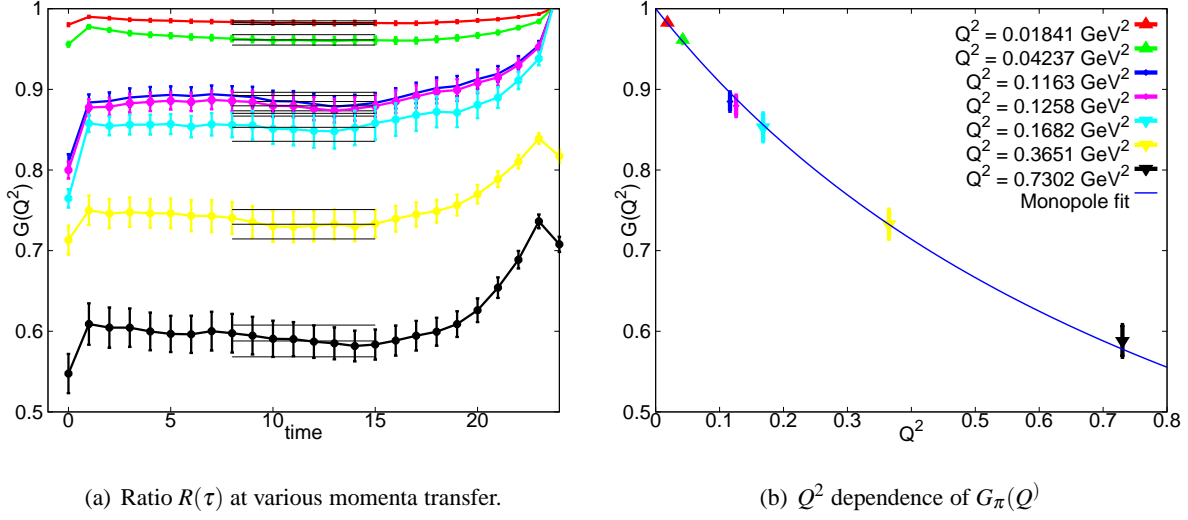


Figure 2: Pion form factor at $m_\pi \approx 702 \text{ MeV}$. (a) the ratio $R(\tau)$ as a function of the time for the current. The sink is fixed at $t_f = 24$, and the fitting range of $G_\pi(Q^2)$ is from 8 to 15. (b) Fitted values of $G_\pi(Q^2)$ and a line from the monopole fit.

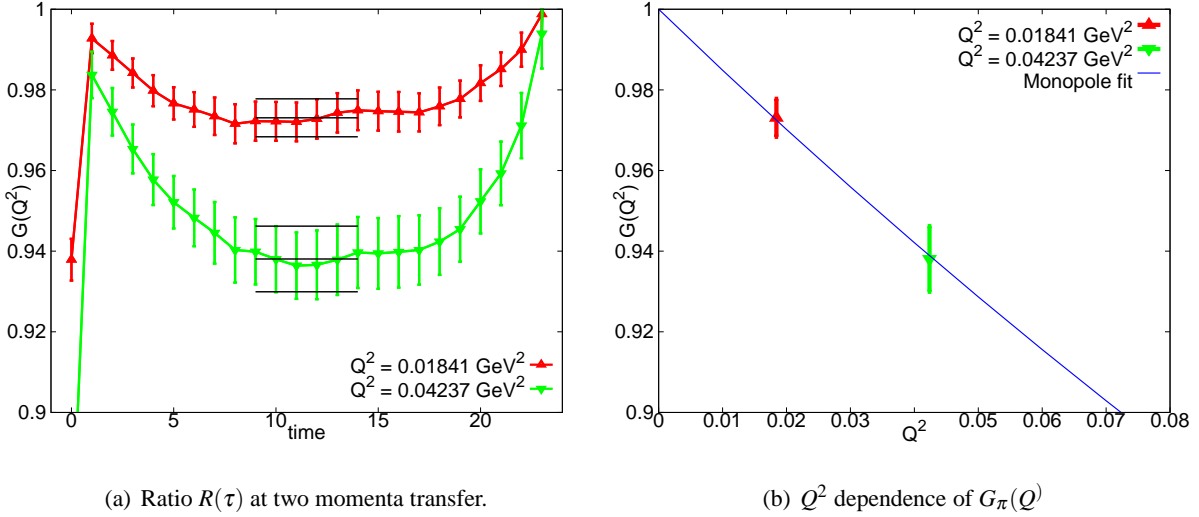


Figure 3: The pion form factor at $m_\pi \approx 296 \text{ MeV}$. The sink time is fixed at $t_f = 24$. The fitting range for $G_\pi(Q^2)$ is from 9 to 14.

and renormalizing the current,

$$R(\tau) = \frac{C^{3pt}(\vec{p}', t_f; \vec{p}, 0; \tau) C^{2pt}(\vec{p}', \tau)}{C^{3pt}(\vec{p}', t_f; \vec{p}', 0; \tau) C^{2pt}(\vec{p}, \tau)} \times \frac{2E_\pi(\vec{p}')}{E_\pi(\vec{p}) + E_\pi(\vec{p}')} \xrightarrow{\text{large } \tau \text{ and } t_f} \frac{G_\pi^{\text{bare}}(Q^2)}{G_\pi^{\text{bare}}(0)} = G_\pi(Q^2), \quad (3.2)$$

where $C^{2pt}(\vec{p}, \tau) = \langle \pi^+(\vec{p}, \tau) \pi^+(\vec{p}, 0) \rangle$ and $C^{3pt}(\vec{p}', t_f; \vec{p}, 0; \tau) = \langle \pi^+(\vec{p}', t_f) | V_4(\tau) | \pi^+(\vec{p}, 0) \rangle$ are the two- and three-point functions, respectively.

Measurements were made for five values of the degenerate up-down hopping parameter $\kappa_{ud} =$

κ_s	κ_s	M_π (MeV)	#conf measured	θ
0.1364	0.13700	702	40	0.18423, 0.28112
	0.13727	570	40	0.18467, 0.28265
	0.13754	411	47	0.18585, 0.28672
	0.13770	296	160	0.18814, 0.29450

Table 1: Simulation parameters. We adjust θ values to have the same two smallest Q^2 values at every m_π

{0.13700, 0.13727, 0.13754, 0.13770, 0.13781}. The hopping parameter of strange quark is fixed at $\kappa_s = 0.1364$. The pion mass varies from $M_\pi \approx 702$ MeV down to $M_\pi \approx 156$ MeV. We fix the final pion at zero momentum $\vec{p}' = \vec{0}$ and vary that of the initial pion \vec{p} . The twist technique is applied to the quark running from source to the current. Two values were chosen for the twist angle $\vec{\theta} = (\theta, \theta, \theta)$ such that the smallest 4-momentum transfer of the current took the value $Q^2(\text{GeV}) = 0.01841$ or 0.04237 . Adding integer momenta, we then collected data for Q^2 in the range $0.1 \text{ GeV} \lesssim Q^2 \lesssim 0.7 \text{ GeV}$. We employ an exponentially smeared source and local sink. The three-point function was calculated by the conventional source method [11, 12]. The simulation parameters are listed in Table 1.

In Fig.2 we depict data for the pion form factor at pion mass $m_\pi \approx 702$ MeV. To extract the form factor, we fit the plateau of the ratio $R(\tau)$ by a constant. The fitting range should be chosen around the symmetry point between the source and the sink, with additional considerations on the time interval required for the pion state to become dominant. In our case the sink is fixed at $t_f = 24$, thus the fitting should be symmetric around $t = 12$ if the sink and the source are of the same kind. However, since we use a smeared source and the point sink, we shift the fitting range one time unit to the source, and choose $\tau = 8$ to 15 .

Figure 3 shows similar data at the pion mass $m_\pi \approx 296$ MeV. At current statistics, we have reasonable signal for only two smallest momenta transfer $Q^2 = \{0.01841, 0.04237\}$.

4. Monopole ansatz and mean-square charge radius of the pion

The experimental pion form factor follows the monopole form suggested by the vector dominance model

$$G_\pi(Q^2) = \frac{1}{1 + Q^2/M_{mono}^2}. \quad (4.1)$$

Our data confirms this trend as illustrated in Fig.2. we then fit our data to the monopole form from which we extract the mean-square charge radius of the pion

$$\langle r^2 \rangle \equiv 6 \frac{dG_\pi(Q^2)}{dQ^2} \Big|_{Q^2=0}. \quad (4.2)$$

In Fig.4 we plot our initial results (filled circles) as a function of pion mass squared, together with the experiment value (burst) and those from latest researches: the only work for 2+1 dynamical flavor QCD is from RBC/UKQCD Collaboration at a single pion mass (open circle) using domain-wall quark action, and others are for 2 dynamical flavors from ETMC Collaboration (twisted mass QCD; triangles) and from JLQCD (overlap action; inverted triangles).

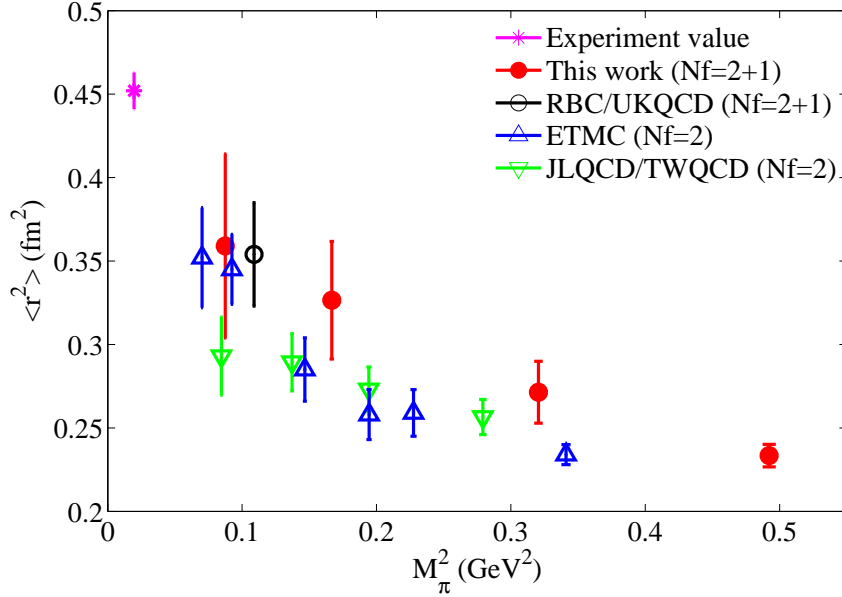


Figure 4: $\langle r^2 \rangle$ dependence on M_π^2

5. Conclusions

We have presented our initial results of a lattice calculation of the pion electromagnetic form factor in 2+1 dynamical flavor QCD with the $O(a)$ improved Wilson-clover quarks and Iwasaki gauge action. Our current data of $\langle r^2 \rangle$ at small pion masses agree with the recent data from other groups, and $\langle r^2 \rangle$ show an increasing behavior toward the physical value as M_π decreases.

At present our data only goes down to $M_\pi \approx 296$ MeV whereas the PACS-CS gluon ensemble reaches $M_\pi \approx 156$ MeV. Reducing the pion mass to 156 MeV, we have observed an increasingly larger fluctuation in the two- and three-point functions, and this trend worsens for larger momenta. For having better statistics, we are currently exploring various techniques. One of the possibilities is changing the set up to the channel where $|\vec{p}'| = |\vec{p}|$. In this channel, the two-point function in the ratio (3.2) drops out, leaving just the ratio of three-point functions. This ratio of the three-point function with non-zero momentum transfer over that with zero momentum transfer seems to give signals with smaller statistical error compared with the ratio we used in the present calculation. We are also considering to use the random noise technique to reduce computer time for calculation of the two- and three-point functions.

Acknowledgements

The calculations reported here have been carried out on the PACS-CS and T2K-Tsukuba computers under the “Interdisciplinary Computational Science Program” of Center for Computational Sciences of University of Tsukuba. This work is supported in part by Grants-in-Aid for Scien-

tific Research from the Ministry of Education, Culture, Sports, Science and Technology (Nos. 18104005).

References

- [1] J. Gasser and H. Leutwyler, *Chiral perturbation theory to one loop*, *Ann. Phys.* **158**, 142 (1984)
- [2] D. Brommel et al. (QCDSF/UKQCD Collaboration), *The Pion form-factor from lattice QCD with two dynamical flavours*, *Eur. Phys. J.*, **C51**, 335 (2007)
- [3] P. A. Boyle et al., *The pion's electromagnetic form factor at small momentum transfer in full lattice QCD*, *JHEP* **0807**, 112 (2008)
- [4] R. Frezzotti et al., *Electromagnetic form factor of the pion from twisted-mass lattice QCD at $N(f) = 2$* , [hep-lat arXiv:0812.4042]
- [5] T. Kaneko et al. (JLQCD/TWQCD Collaboration), *Pion vector and scalar form factors with dynamical overlap quarks*, [hep-lat arXiv:0810.2590]
- [6] S. Aoki et al. (PACS-CS Collaboration), *2+1 Flavor Lattice QCD toward the Physical Point*, *Phys. Rev.* **D79**, 034503 (2009)
- [7] P.F. Bedaque, *Aharonov-Bohm effect and nucleon nucleon phase shifts on the lattice*, *Phys. Lett.*, **B593**, 82 (2004)
- [8] G. M. de Divitiis, R. Petronzio, and N. Tantalo, *On the discretization of physical momenta in lattice QCD*, *Phys. Lett.*, **B595**, 408 (2004)
- [9] C. T. Sachrajda and G. Villadoro, *Twisted boundary conditions in lattice simulations*, *Phys. Lett.*, **B609**, 73 (2005)
- [10] P.F. Bedaque and J.-W. Chen, *Twisted valence quarks and hadron interactions on the lattice*, *Phys. Lett.*, **B616**, 208 (2005)
- [11] G. Martinelli, Christopher T. Sachrajda, *A Lattice Calculation of the Pion's Form-Factor and Structure Function*, *Nucl. Phys.*, **B306**, 865 (1988)
- [12] T. Draper, R. M. Woloshyn, W. Wilcox, and K. F. Liu, *The Pion Form-Factor In Lattice Qcd*, *Nucl. Phys.*, **B318**, 319 (1989)