

Topological Insulators and Spin-Charge Separation from Mott Physics

Stephan Rachel* and Karyn Le Hur†

Department of Physics, Yale University, New Haven, CT 06520, USA

We investigate the Hubbard model on the honeycomb lattice with intrinsic spin orbit interactions as a paradigm for two-dimensional topological band insulators in the presence of interactions. Applying a combination of Hartree–Fock theory, slave-rotor techniques, and topological arguments, we find three large phases: (i) the topological band insulator phase for weak to moderate interactions, (ii) an exotic Mott insulator phase for intermediate interactions, and (iii) a spin density wave phase for strong interactions. The intermediate exotic Mott phase is characterized by spin-charge separation since spin and charge are controlled by different energy scales. While the charge part is already frozen in the Mott phase, the spin Hamiltonian still resembles the original Kane–Mele model. A discussion concerning the properties of the exotic Mott phase is presented.

PACS numbers: 71.30.+h, 71.70.Ej, 73.20.At, 71.10.Fd

I. INTRODUCTION

Topological insulators embody a new class of topological states which have attracted great attention recently^{1–4}. The key for this flourishing development is the understanding that spin orbit interactions can realize topological insulating phases^{5–9}. The theoretical prediction of such phases in real materials^{10–12} as well as their experimental observations^{13–19} are responsible for the success of this rapidly developing field.

A topological insulator exhibits a bulk energy gap (like ordinary insulators) while the edge (or surface in three dimensions) has gapless states which are protected by time reversal symmetry. The topological difference between a topological insulator and an ordinary band insulator is characterized by a \mathbb{Z}_2 invariant⁵ which is non-zero in the topological phase. The existence of this topological quantum number as well as the quantized spin Hall conductivity inspired the field^{20–31}, in particular, it was shown that the topological insulator phase – or in two dimensions also called *quantum spin Hall* (QSH) effect – is stable against weak disorder and weak interactions^{20,26}.

A major role has been played by a simple model introduced by Kane and Mele consisting of a hopping and an intrinsic spin orbit term on the honeycomb lattice. The Kane–Mele model (without the Rashba term) essentially consists of two copies with different sign for up and down spins of a model introduced earlier by Haldane³². Haldane’s pioneering work realizes the Quantum Hall effect without an external uniform magnetic field. It breaks, however, time reversal symmetry (necessary for the quantum Hall effect) which can be restored by taking two copies with different signs for the spins together (as Kane and Mele did). Originally they proposed the model as realization of the QSH effect in graphene^{5,6} and today it should be seen as a paradigm, a perfect theoretical model for topological insulator phases in two dimensions. The honeycomb lattice is definitely interesting on its own due to the striking development within the graphene community³³ but also more exotic phenomena like zero modes^{34,35} have been discovered, for example.

The additional spin orbit interactions now make the difference and are responsible for the existence of a topological insulator phase^{5,6}. Consequently, real materials with (strong) spin orbit interactions have been attracted particular notice^{36–38}. It was also shown that strong nearest- and next-nearest neighbor repulsions can imitate the intrinsic spin orbit interactions such that QSH phases are stabilized in the absence of spin orbit coupling^{39,40}. Beside mercury telluride quantum wells and the Kane–Mele model, topological insulating phases in two dimensions are found to exist in the Kagome lattice⁴¹ and the decorated honeycomb lattice⁴² provided the presence of spin orbit interactions.

Other aspects of topological insulators are disorder induced topological phases as predicted for the HgTe quantum wells^{43,44} and for three-dimensional systems^{45,46} and the proposed existence of axions on the surface of bismuth-tin alloys⁴⁷. Axions were postulated more than 30 years ago in the context of the standard model⁴⁸ and their effective action was now recovered in topological insulators raising hope to detect this dynamical axion field experimentally. Moreover, a QSH phase in ferromagnetic graphene was predicted⁴⁹ which is protected by the product of charge-conjugation and time reversal symmetry.

Most recently, a new family of topological insulators has been discovered^{50,51} in ternary Heusler compounds. Their additional open f -shell element might be the key for the realization of novel topological effects and new applications.

Another promising path for the realization of topological phases and, in particular, QSH phases consists of cold atomic gases loaded into optical lattices⁵² which are subjected by a synthetic magnetic field. Such a field has a similar effect on the neutral atoms as a magnetic field coupled to electrons and has been demonstrated experimentally⁵³. A possible experiment to realize a topological insulator was proposed recently^{54–56}. In this spirit, a realization of a topological band insulator seems to be feasible in the near future with possibly two major advantages: (i) tuning of the topological insulator band gap or of the details of the engineered Hamiltonian and (ii) availability of onsite-interactions (Hubbard model)

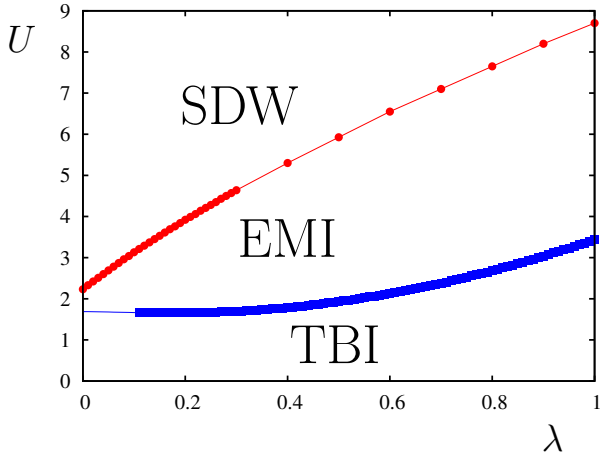


FIG. 1: (Color online) Derived phase diagram of the Hubbard model with intrinsic spin orbit interactions on the honeycomb lattice. U denotes the onsite interaction strength and λ the spin orbit coupling amplitude (the hopping integral is $t = 1$); we consider the half-filled case at zero temperature. SDW denotes a Mott state with a spin-density wave order. EMI embodies the Exotic Mott Insulator phase found in this paper and TBI represents the Topological Band Insulator phase which is robust up to moderate interactions.

with tunable interaction strength.

In this paper, we investigate the Hubbard model with intrinsic spin orbit interactions on the honeycomb lattice which corresponds to the Kane–Mele (KM) model with interactions. We consider the half-filled case at zero temperature. While the (non-interacting) KM model is known to realize a topological insulator phase, it is also expected that for sufficiently strong electron–electron interactions magnetic order will take place. Therefore we want to clarify what happens and which phases are present when adding interactions – ranging from very weak to very strong – to the KM model. Hereby, we focus on the dominant phases at finite spin orbit coupling. For very weak or no spin orbit coupling additional (spin liquid) phases might exist but are beyond the scope of this paper. Essentially, we find an exotic phase for intermediate interactions which is characterized by spin-charge separation. The charge degrees of freedom form a Mott insulator while the spin degrees of freedom are described by a renormalized KM model.

Our phase diagram is shown in Fig. 1. Similar results were reported in other systems^{37,38,57} and for topological insulators in the presence of a π flux^{58,59}.

The paper is organized as follows. In Sec. II we introduce the KM model, re-derive some of its basic properties, and discuss the interaction we consider throughout the paper. In Sec. III we apply the Hartree Fock method in order to find the critical line which separates the spin density wave (SDW) phase from the remaining phases. In addition, we derive the effective spin model in the strong coupling limit. Then, in Sec. IV, we use a mean

field approach in momentum space as well as the slave rotor picture to argue that the topological band insulator (TBI) phase as present in the original KM model is stable beyond renormalization group results up to moderate interactions. Concerning the intermediate phase between TBI and SDW, in Sec. V we apply the slave rotor theory of Florens and Georges^{60–62} and shed light on an exotic Mott insulator (EMI) phase exhibiting spin-charge separation. At the end of the Section, a discussion concerning the properties of the exotic Mott phase is presented.

II. MODEL AND GENERAL CONSIDERATIONS

The Kane–Mele (KM) model^{5,6} which might be considered as a spinful version of the Haldane model consists of two parts, a nearest neighbor hopping term and a second neighbor hopping spin orbit term on the honeycomb lattice,

$$\mathcal{H} = -t \sum_{\langle ij \rangle} \sum_{\sigma} c_{i\sigma}^{\dagger} c_{j\sigma} + i\lambda \sum_{\langle\langle ij \rangle\rangle} \sum_{\sigma\sigma'} \nu_{ij} \sigma^z_{\sigma\sigma'} c_{i\sigma}^{\dagger} c_{j\sigma'} . \quad (1)$$

Here $c_{i\sigma}$ is an electron annihilation operator either on sublattice A or B (then denoted by $a_{i\sigma}$ or $b_{i\sigma}$, respectively) fulfilling the fermionic standard anti-commutation relations $\{c_{i\sigma}, c_{j\sigma'}^{\dagger}\} = \delta_{ij} \delta_{\sigma\sigma'}$. As usual t is the hopping integral and λ is the spin orbit coupling, $\langle ij \rangle$ denotes nearest neighbor and $\langle\langle ij \rangle\rangle$ next nearest neighbor sites, σ^z is the third Pauli matrix and $\nu_{ij} = \pm 1$ as discussed below. Throughout the paper we consider the Rashba spin orbit interaction to be zero. The lattice vectors of the honeycomb lattice are given by

$$\mathbf{a}_1 = \frac{a}{2}(3, \sqrt{3}), \quad \mathbf{a}_2 = \frac{a}{2}(3, -\sqrt{3}) \quad (2)$$

and shown in Fig. 2. The lattice vectors have the length $\sqrt{3}a$ while the lattice spacing a is the distance between neighboring atoms A and B. Note that our notation of the honeycomb lattice is adapted from the review of Castro-Neto *et al.*³³. We further have the nearest neighbor vectors

$$\boldsymbol{\delta}_1 = \frac{a}{2}(1, \sqrt{3}), \quad \boldsymbol{\delta}_2 = \frac{a}{2}(1, -\sqrt{3}), \quad \boldsymbol{\delta}_3 = a(-1, 0) \quad (3)$$

which are also shown in Fig. 2. The six next-nearest vectors $\boldsymbol{\delta}'_i$ are given by $\boldsymbol{\delta}'_{1,2} = \pm \mathbf{a}_1$, $\boldsymbol{\delta}'_{3,4} = \pm \mathbf{a}_2$, and $\boldsymbol{\delta}'_{5,6} = \pm(\mathbf{a}_2 - \mathbf{a}_1)$. In what follows we set $a = \hbar = 1$. Throughout the paper N_{Λ} denotes the number of unit cells, while N is the number of particles. Hence, the number of lattice sites is $2N_{\Lambda}$ and at half filling $N = 2N_{\Lambda}$. If needed, we refer to the sublattices A and B as Λ_A and Λ_B . The previous definitions imply

$$\sum_{i \in \Lambda} = \sum_{i \in \Lambda_A} = \sum_{i \in \Lambda_B} = \sum_{\mathbf{k} \in \text{BZ}} = N_{\Lambda} . \quad (4)$$

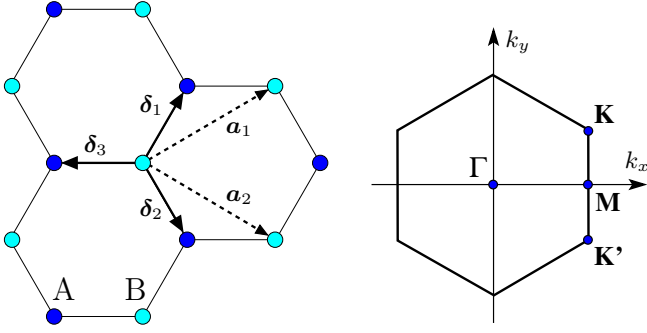


FIG. 2: (Color online) Left: Honeycomb lattice consisting of two interpenetrating triangular lattices, A (dark blue dots) and B (cyan dots), with its lattice vectors \mathbf{a}_1 and \mathbf{a}_2 (dashed arrows). In addition, the three nearest neighbor vectors δ_i ($i = 1, 2, 3$) are shown connecting the two sublattices (solid arrows). Right: Corresponding Brillouin zone with the two inequivalent Dirac cones K and K' and the high-symmetry points Γ and M .

As a first step we wish to reproduce the energy bands due to nearest neighbor hopping and switch to momentum space via

$$c_{i\sigma} = \frac{1}{\sqrt{N_\Lambda}} \sum_{\mathbf{k}} e^{i\mathbf{k}\cdot\mathbf{R}_i} c_{\mathbf{k}\sigma} \quad (5)$$

which yields:

$$\mathcal{H}_t = -t \sum_{\langle ij \rangle} \sum_{\sigma} (a_{i\sigma}^\dagger b_{j\sigma} + \text{h.c.}) \quad (6)$$

$$= \sum_{\mathbf{k}\sigma} (a_{\mathbf{k}\sigma}^\dagger, b_{\mathbf{k}\sigma}^\dagger) \underbrace{\begin{pmatrix} 0 & -g \\ -g^* & 0 \end{pmatrix}}_{H_{\mathbf{k}}} \begin{pmatrix} a_{\mathbf{k}\sigma} \\ b_{\mathbf{k}\sigma} \end{pmatrix} \quad (7)$$

$$= \sum_{\mathbf{k}\sigma} (l_{\mathbf{k}\sigma}^\dagger, u_{\mathbf{k}\sigma}^\dagger) \begin{pmatrix} -|g| & 0 \\ 0 & |g| \end{pmatrix} \begin{pmatrix} l_{\mathbf{k}\sigma} \\ u_{\mathbf{k}\sigma} \end{pmatrix}. \quad (8)$$

The function g is given by $g \equiv g(\mathbf{k}) = t \sum_{j=1}^3 e^{i\mathbf{k}\cdot\delta_j}$. Here we used the unitary transformation matrix

$$T_0 = \begin{pmatrix} \frac{1}{\sqrt{2}} \frac{g}{|g|} & \frac{-1}{\sqrt{2}} \frac{g}{|g|} \\ \frac{1}{\sqrt{2}} & \frac{1}{\sqrt{2}} \end{pmatrix} \quad (9)$$

to diagonalize $H_{\mathbf{k}}$ via $T_0^\dagger H_{\mathbf{k}} T_0 = \text{diag}(-|g|, |g|)$. Calculating $\pm|g|$ explicitly results in the well known tight binding spectrum of the honeycomb lattice

$$E(\mathbf{k}) = \pm|g| = \pm t \left[3 + 2 \cos(\sqrt{3}k_y) + 4 \cos(\sqrt{3}k_y/2) \cos(3k_x/2) \right]^{\frac{1}{2}}, \quad (10)$$

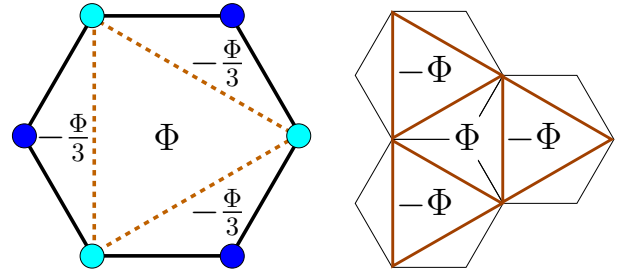


FIG. 3: (Color online) Left: Flux configuration per spin and sublattice associated with the intrinsic spin orbit term. Right: The flux configuration of one sublattice corresponds to a staggered triangular flux lattice.

two particle hole symmetric bands which touch each other at the six corners of the Brillouin zone (BZ) corresponding to two inequivalent points. Expanding around these special points reveals a linear dispersion which gives rise to the name Dirac points. The positions of two inequivalent Dirac points which are shown in Fig. 2 are

$$\mathbf{K} = \left(\frac{2\pi}{3}, \frac{2\pi}{3\sqrt{3}} \right), \quad \mathbf{K}' = \left(\frac{2\pi}{3}, -\frac{2\pi}{3\sqrt{3}} \right). \quad (11)$$

Although it is very convenient to expand around the Dirac points and formulate a Dirac equation on the honeycomb lattice we will keep throughout the paper the full tight-binding model.

As a second step, we consider the intrinsic spin orbit term⁶ of the KM Hamiltonian (1). The expression ν_{ij} gives ± 1 depending on the orientation of the sites. A formal definition is

$$\nu_{ij} = \left(\hat{\mathbf{d}}_1 \times \hat{\mathbf{d}}_2 \right)_z \quad (12)$$

where $\hat{\mathbf{d}}_1$ and $\hat{\mathbf{d}}_2$ are the unit vectors connecting the sites j and i . Essentially, making a left turn yields “-1” while a right turn “+1”. Note that hopping from a site of sublattice A in direction δ_j' would yield the opposite sign than hopping from a site of sublattice B in the same direction. Hence we should keep in mind that $\nu_{ij} \propto \tau^z$ (where τ^z is again the third Pauli matrix). As we will see below the spin orbit term opens a gap in the bulk. For completeness, we notice that other possible terms which open a gap in the spectrum are different from the spin orbit term. Such other terms, like a staggered sublattice potential $H_{st} = \sum_i \xi_i c_{i\sigma}^\dagger c_{i\sigma}$ where $\xi_i = 1$ on sublattice A and $\xi_i = -1$ on sublattice B, result in an ordinary band insulator and not in a topological phase since the gap is spin-independent. The spin orbit term preserves the original unit cell. We have shown the corresponding flux configuration per spin and per sublattice in Fig. 3. The net magnetic flux through a plaquette is zero following Haldane’s idea³². The flux pattern for one of the sublattices corresponds to a triangular staggered flux lattice.

Transforming the spin orbit term to momentum space leads to:

$$\begin{aligned}
\mathcal{H}_{\text{SO}} &= i\lambda \sum_{\langle\langle ij \rangle\rangle} \sum_{\sigma\sigma'} \nu_{ij} \sigma_{\sigma\sigma'}^z \left(a_{i\sigma}^\dagger a_{j\sigma'} + b_{i\sigma}^\dagger b_{j\sigma'} \right) \\
&= 2\lambda \sum_{\sigma\sigma'} \sum_{\mathbf{k}} \sigma_{\sigma\sigma'}^z \left(a_{\mathbf{k}\sigma}^\dagger a_{\mathbf{k}\sigma'} - b_{\mathbf{k}\sigma}^\dagger b_{\mathbf{k}\sigma'} \right) \\
&\quad \times \underbrace{\left(-\sin(\sqrt{3}k_y) + 2\cos(3k_x/2)\sin(\sqrt{3}k_y/2) \right)}_{\equiv \gamma/2\lambda} \\
&= \sum_{\mathbf{k}} \Psi_{\mathbf{k}}^\dagger \gamma(\mathbf{k}) \sigma^z \tau^z \Psi_{\mathbf{k}} , \tag{13}
\end{aligned}$$

where $\Psi_{\mathbf{k}}^\dagger = (a_{\mathbf{k}\uparrow}^\dagger, b_{\mathbf{k}\uparrow}^\dagger, a_{\mathbf{k}\downarrow}^\dagger, b_{\mathbf{k}\downarrow}^\dagger)$ and $\sigma^z \tau^z$ is understood as a 4×4 matrix, $\sigma^z \tau^z = \text{diag}(1, -1, -1, 1)$ (σ^z for spin and τ^z for sublattices).

The bands of the KM model are now obtained by diagonalizing the 4×4 matrix of $\mathcal{H} = \mathcal{H}_t + \mathcal{H}_{\text{SO}} = \sum_{\mathbf{k}} \Psi_{\mathbf{k}}^\dagger \mathcal{H}_{\mathbf{k}} \Psi_{\mathbf{k}}$ with the matrix

$$\mathcal{H}_{\mathbf{k}} = \begin{pmatrix} \gamma & -g & & \\ -g^* & -\gamma & & \\ & & -\gamma & -g \\ & & -g^* & \gamma \end{pmatrix}. \tag{14}$$

Blank entries should be thought as zeros. As the matrix consists of two independent 2×2 matrices, the diagonalization procedure is identical to Eq. (8) when replacing T_0 by T_\uparrow and T_\downarrow . The exact form of the transformation matrices, T_\uparrow and T_\downarrow , is explicitly given in Sec. IV. The single particle spectrum of the KM model in the infinite system consists of two two-fold degenerate energy bands (reflecting the Kramers degeneracy),

$$E_{\pm} = \pm \varepsilon(\mathbf{k}) = \pm \sqrt{|g|^2 + \gamma^2}, \tag{15}$$

which are plotted for several values of λ in Fig. 4. The spectrum in Eq. (15) is still particle-hole symmetric. An important feature is that infinitesimal λ opens an infinitesimal gap at the Dirac points. For evaluating the gap size due to the spin orbit term we know that only the Dirac points \mathbf{K} , \mathbf{K}' as well as the zero-energy lines in γ play a role and it is, hence, sufficient to consider these special points. At the Dirac points, we find

$$\varepsilon(\mathbf{K}) = \varepsilon(\mathbf{K}') = 3\sqrt{3}|\lambda|. \tag{16}$$

At the zero-energy lines of γ , we find (without loss of generality we consider here the line $k_y = 0$ only)

$$\varepsilon(k_x, 0) = \sqrt{t^2 (5 + 4\cos(3k_x/2))} \geq |t|. \tag{17}$$

The minimal value t is reached at the M point of the Brillouin zone. We summarize that the dispersion grows

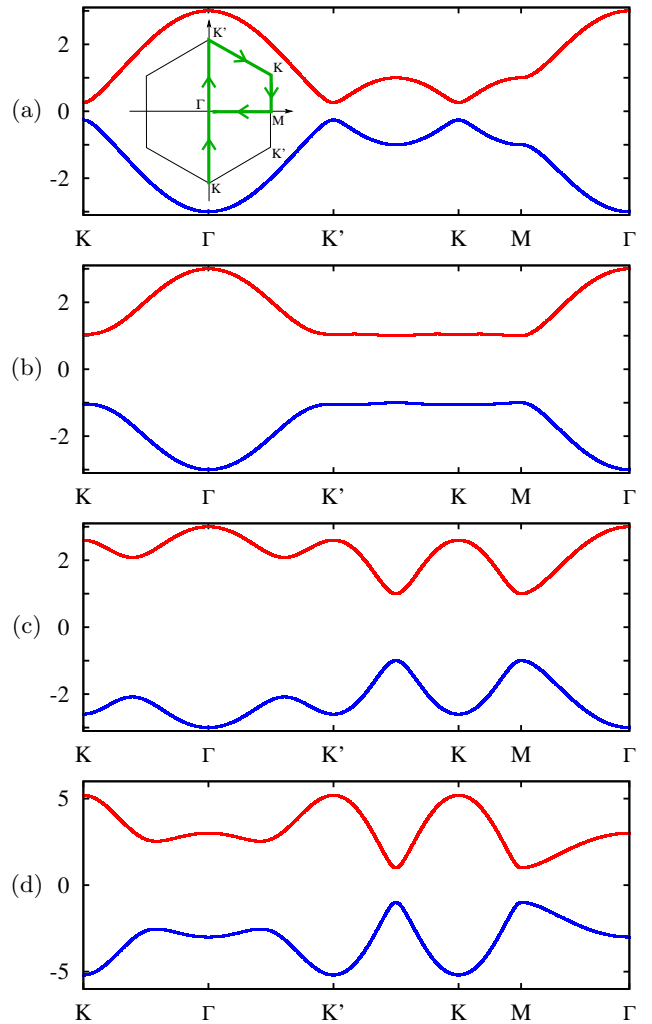


FIG. 4: (Color online) Energy bands ($t = 1$) of the Kane–Mele model for (a) $\lambda = 0.05$, (b) $\lambda = 0.2$, (c) $\lambda = 0.5$, and (d) $\lambda = 1.0$. The “path” through the Brillouin zone is taken as shown in the inset of (a).

at the Dirac points linearly with λ , but immediately when the value of $\lambda = 1/(3\sqrt{3})t$ is reached, the gap remains constant with a gap size

$$\Delta = 2t \quad (\lambda \geq 0.193t). \tag{18}$$

We further consider an ordinary next-nearest neighbor hopping term without spin-orbit interaction for reasons which will become clear in Sec. V. This term is identical to \mathcal{H}_{SO} when omitting i , λ , and ν_{ij} and replacing $\sigma_{\sigma\sigma'}^z$ by $\delta_{\sigma\sigma'}$. Hence we will find a function g_2 instead of γ ,

$$g_2(\mathbf{k}) = 2\cos(\sqrt{3}k_y) + 4\cos(\sqrt{3}k_y/2)\cos(3k_x/2). \tag{19}$$

In contrast to the spin orbit term, it breaks particle-hole symmetry but does not open a gap at the Dirac points. As already mentioned this term is not present in the KM model (1) but will become relevant in Sec. V.

The aim of this paper is to investigate the effect of a local Hubbard interaction to the KM model: the Hubbard term reads

$$\mathcal{H}'_I = U \sum_i n_{i\uparrow} n_{i\downarrow}. \quad (20)$$

We consider the case of half filling which allows us in principal to rewrite the Hubbard interaction as

$$\mathcal{H}_I = \frac{U}{2} \sum_i \left(\sum_{\sigma} n_{i\sigma} - 1 \right)^2. \quad (21)$$

This is a particularly convenient formulation for the slave rotor theory, we will, however, use the form (20) as well. Note that Eqs. (20) and (21) are identical at half filling.

III. SDW PHASE TRANSITION

A. Mean field arguments

In the past, a transition from the semi-metal (Dirac liquid) to a SDW phase has been evidenced in the context of the ordinary Hubbard model ($\lambda = 0$) on the honeycomb lattice, when increasing the strength of the onsite interaction. Within the Hartree–Fock approach, this transition takes place⁶³ at $\tilde{U}_c = 2.23t$. Within quantum Monte Carlo (QMC) the transition was found⁶³ at $\tilde{U}_c \approx 4.5-5t$, and by means of dynamical mean field theory (DMFT) the transition⁶⁴ occurs even for $\tilde{U}_c > 10t$. While the critical value of the interaction parameter strongly depends on the used method there is no doubt about the existence of the SDW phase for strong interactions. The reason for the occurrence of a SDW phase is simply the bipartite nature of the honeycomb lattice.

In this Section, we will apply the Hartree Fock method to determine the phase boundary $\tilde{U}_c(\lambda)$ between the SDW phase (which dominates the phase diagram for large Hubbard interactions as we will see below) and the remainder of the phase diagram. We decouple the Hubbard interaction (20) such that we obtain the sublattice magnetizations $m_i^A = \langle a_{i\uparrow}^\dagger a_{i\uparrow} - a_{i\downarrow}^\dagger a_{i\downarrow} \rangle$ and $m_i^B = \langle b_{i\uparrow}^\dagger b_{i\uparrow} - b_{i\downarrow}^\dagger b_{i\downarrow} \rangle$ as mean field parameters.

$$\begin{aligned} \mathcal{H}'_I &= \frac{U}{4} \sum_{i \in \Lambda_A \cup \Lambda_B} ((n_{i\uparrow} + n_{i\downarrow})^2 - (n_{i\uparrow} - n_{i\downarrow})^2) \\ &\approx U \sum_{i \in \Lambda_A \cup \Lambda_B} \left(\frac{1}{4} n_i^2 - \frac{1}{2} m_i (n_{i\uparrow} - n_{i\downarrow}) + \frac{1}{4} m_i^2 \right) \\ &= \frac{U}{2} \sum_{i \in \Lambda} \left(-m^A (n_{i\uparrow}^a - n_{i\downarrow}^a) - m^B (n_{i\uparrow}^b - n_{i\downarrow}^b) \right) \\ &\quad + \frac{UN_\Lambda}{4} (m^{A^2} + m^{B^2}) + c, \end{aligned} \quad (22)$$

where $n_i = n_{i\uparrow} + n_{i\downarrow}$, $n_{i\sigma}^a = a_{i\sigma}^\dagger a_{i\sigma}$, and $U \sum_i n_i^2 / 4 = c$ is a constant in the SDW phase. The SDW phase implies

the Mott insulating phase for which we can evaluate $\langle n_i^2 \rangle$ explicitly. The Mott state exhibiting SDW order reads

$$|M\rangle = \prod_{i \in \Lambda} a_{i\sigma}^\dagger b_{i\bar{\sigma}}^\dagger |0\rangle, \quad (23)$$

where σ is either \uparrow or \downarrow while $\bar{\sigma}$ “points” in the opposite direction. We find

$$\langle M | n_{i\uparrow}^2 + n_{i\downarrow}^2 + 2n_{i\uparrow} n_{i\downarrow} | M \rangle = 1. \quad (24)$$

Only one of the first two terms contributes depending on the sublattice site i belongs to; the third term is always zero due to the definition of $|M\rangle$. Hence $\langle n_i^2 \rangle = 1$ and c is a constant in the SDW phase. We further assume that $m_i^{(A/B)} = m^{(A/B)}$. In momentum space the mean field decoupled Hubbard interaction reads

$$\begin{aligned} \mathcal{H}'_I &= \sum_{\mathbf{k}} \frac{U}{2} \left(-m^A n_{\mathbf{k}\uparrow}^a + m^A n_{\mathbf{k}\downarrow}^a - m^B n_{\mathbf{k}\uparrow}^b + m^B n_{\mathbf{k}\downarrow}^b \right) \\ &\quad + \frac{UN_\Lambda}{4} (m^{A^2} + m^{B^2}) + c. \end{aligned} \quad (25)$$

While we could keep m^A and m^B independently, here we will search only for an antiferromagnetic solution, *i.e.*, the SDW phase. To be more precise we are considering only an Ising-like order parameter. In principal, one could also treat the full spin-rotational problem (*e.g.* within a σ model representation), we expect, however, no fundamental discrepancies with the simpler approach used here. In order to find the SDW phase we set

$$m \equiv m^A = -m^B. \quad (26)$$

Hence the mean field Hamiltonian can be written as

$$\begin{aligned} \mathcal{H}^{\text{HF}} &= \sum_{\mathbf{k}} \Psi_{\mathbf{k}}^\dagger (\mathcal{H}_{\mathbf{k}} + Um/2 \text{diag}(-1, 1, 1, -1)) \Psi_{\mathbf{k}} \\ &\quad + \frac{U}{2} N_\Lambda m^2. \end{aligned} \quad (27)$$

We notice that the mean field Hamiltonian coincides with the original KM model when replacing γ by $\gamma - Um/2$ up to additional constants. Now we write the mean field free energy at $T = 0$ as

$$F(m) = \sum_{\mathbf{k}} \left(-2\sqrt{|g|^2 + (\gamma - Um/2)^2} \right) + \frac{Um^2 N_\Lambda}{2}. \quad (28)$$

Minimizing the free-energy with respect to m yields the following self-consistent equation,

$$m = \frac{1}{N_\Lambda} \sum_{\mathbf{k}} \frac{mU/2 - \gamma}{\sqrt{|g|^2 + (\gamma - mU/2)^2}}. \quad (29)$$

The solution of Eq. (29) provides the phase boundary as shown in Fig. 5. For $\lambda = 0$ we reproduce the earlier result by Sorella and Tosatti⁶³ which is $\tilde{U}_c = 2.23t$. With

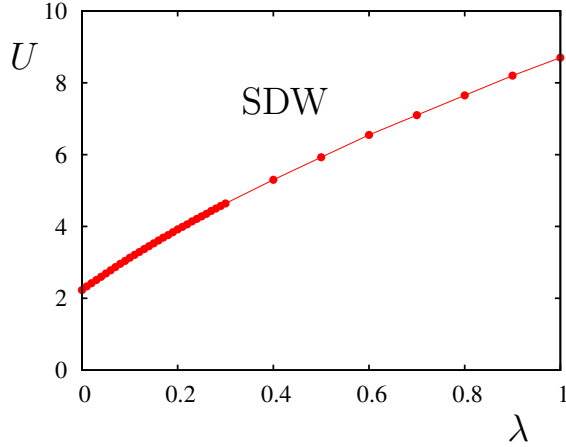


FIG. 5: (Color online) The numerical solution of Eq. (29) is shown. For $\lambda = 0$, we confirm that the SDW transition occurs at $\tilde{U}_c = 2.23t$ in agreement with the result of Sorella and Tosatti⁶³. With increasing λ , \tilde{U}_c increases up to 8.55 at $\lambda = 1.0$. The fact that $\tilde{U}_c(\lambda)$ increases at finite λ may be understood from the effective spin model.

increasing λ we find that $\tilde{U}_c(\lambda)$ increases. The reader may notice that formally we should add a Fermi function in Eqs. (28) and (29) since it may play a role for larger values of m . Here we focus on the phase boundary only which implies small values of m and neglect this point.

For the usual Hubbard model (*i.e.*, $\lambda = 0$) on the honeycomb lattice the occurrence of the SDW phase is not surprising since we know that on any bipartite lattice an antiferromagnetic insulator, the SDW phase, will be favored in the limit of large U (at least at half filling). The effective Hamiltonian which describes the low-energy behavior of the Hubbard model for large values of U/t is the antiferromagnetic Heisenberg model. It is, however, rather unclear whether the Mott transition, *i.e.*, the phase transition from a semi metal into a gapped

insulator phase, occurs simultaneously with the transition from a disordered spin state into the SDW phase. This unclearness is reflected in a current controversial debate^{65–68}. While in the early works⁶³ no indication was found for two separate phase transitions (Mott-Hubbard and magnetic phase transition), Lee and Lee reported a possible realization of the nodal spin liquid⁶⁵ directly at the Mott transition. While Herbut favored a direct semi metal–SDW transition using a large N approach⁶⁷, Hermele⁶⁶ proposed the stability of the SU(2) algebraic spin liquid in a small region followed by a valence bond solid phase. Within the Hartree Fock procedure presented above we cannot answer the question, since the SDW order already implies the Mott phase and does not tell anything about the question where the phase transition into the Mott phase or in a spin liquid phase occurs. It is, however, clear that a possible spin liquid phase must be somewhere below the transition $\tilde{U}_c = 2.23t$. The SDW phase is definitely the upper boundary of such a scenario. The reader may notice that the slave-rotor techniques predict such a spin liquid (in particular a U(1) spin liquid), see also the discussion in Sec. V. The fact that $\tilde{U}_c(\lambda)$ increases at finite λ may be understood from the effective spin model which we will discuss now.

B. Effective spin model

In what follows we will investigate the behavior of the spin orbit term in the strong coupling limit $U \rightarrow \infty$ with t and λ keeping fixed. Similarly to the usual Hubbard model, we expand the Hamiltonian in powers of t/U . The spin model can be derived in a systematic way as shown *e.g.* in Ref. 69, but essentially we have to consider the second order process of the Hamiltonian $\mathcal{H}_{\text{SO}} = \sum_{\langle\langle ij \rangle\rangle} (\mathcal{H}_{\text{SO}})_{ij}$ with the additional prefactor $-2/U$. The minus sign respects second order perturbation theory which always lowers the energy:

$$\begin{aligned}
(\mathcal{H}_{\text{SO}})_{ij}(\mathcal{H}_{\text{SO}})_{ji} &= -\nu_{ij}\nu_{ji}\lambda^2 \left(a_{i\uparrow}^\dagger a_{j\uparrow} - a_{i\downarrow}^\dagger a_{j\downarrow} \right) \left(a_{j\uparrow}^\dagger a_{i\uparrow} - a_{j\downarrow}^\dagger a_{i\downarrow} \right) \\
&= \lambda^2 \left(\underbrace{a_{i\uparrow}^\dagger a_{j\uparrow} a_{j\uparrow}^\dagger a_{i\uparrow}}_{n_{i\uparrow} - n_{i\uparrow} n_{j\uparrow}} - \underbrace{a_{i\uparrow}^\dagger a_{j\uparrow} a_{j\downarrow}^\dagger a_{i\downarrow}}_{+S_i^+ S_j^-} - \underbrace{a_{i\downarrow}^\dagger a_{j\downarrow} a_{j\uparrow}^\dagger a_{i\uparrow}}_{+S_i^- S_j^+} + \underbrace{a_{i\downarrow}^\dagger a_{j\downarrow} a_{j\downarrow}^\dagger a_{i\downarrow}}_{n_{i\downarrow} - n_{i\downarrow} n_{j\downarrow}} \right) = \lambda^2 \left(2S_i^x S_j^x + 2S_i^y S_j^y - 2S_i^z S_j^z - \frac{1}{2}n_i n_j + n_i \right).
\end{aligned} \tag{30}$$

Without loss of generality we have considered the hopping process on sublattice A, but there is no difference with the equivalent process on sublattice B. At half filling and for $U \rightarrow \infty$, we can assume $n_i \equiv n_{i\uparrow} + n_{i\downarrow} = 1$ and neglect the last terms which are constant. Together with the mentioned factor $-2/U$ we find the effective spin

model

$$\tilde{\mathcal{H}} = |J_2| \left(-S_i^x S_j^x - S_i^y S_j^y + S_i^z S_j^z \right) \tag{31}$$

with the exchange coupling $J_2 = 4\lambda^2/U$ on a triangular lattice (where we assume that the sum counts every

nearest neighbor pair only once). The spin model then consists of a XY term which favors ferromagnetic order and a Z term which favors antiparallel alignment of the spins. From the nearest neighbor hopping term we obtain an isotropic antiferromagnetic Heisenberg term with $J_1 = 4t^2/U$. This term stabilizes the antiferromagnetic order, *i.e.*, the SDW. The J_2 term (more precisely, its z -component) competes with the J_1 term. This tends to explain the increase of the critical interaction to reach the SDW order in the phase diagram Fig. 5. On the other hand, the xy -component of the J_2 term favors ferromagnetic order in the XY plane on each sublattice.

This suggests that the SDW phase (with preferable XY order) might even persist for $J_2 > J_1$ which is beyond the scope of this paper. We conclude this part by making a brief comparison to the ordinary J_1 - J_2 model on the honeycomb lattice with $J_{1/2} > 0$. For weak values of J_2/J_1 Néel order is present. For moderate values of $J_2/J_1 \approx 0.3$ a resonating valence bond (RVB) phase was proposed⁷⁰. For stronger frustrations, a valence bond crystal exhibiting a spin gap is reasonable (see *e.g.* Ref. 70).

IV. STABILITY OF TBI PHASE

In this Section, we provide several arguments establishing that the topological insulator phase present for $\lambda > 0$ in the original KM model is stable not only for weak interactions^{6,8,20,26} but also for moderate interaction $U \sim t$. We first consider a mean field approach in momentum space which shows that the effect of $U < 2t$ for $\lambda > 0.2t$ does not affect the insulator phase and, hence, should be irrelevant for the topological insulator phase. Then we introduce the slave rotor theory of Florens and Georges^{60,61} and argue that the slave rotor picture also provides stability of the TBI phase beyond the perturbative regime. We will discuss both approaches to show that the obtained results are valid beyond the renormalization group method⁶. Most remarkably, the argument based on the slave rotor picture is exact and, hence, much more significant than mean field arguments. In addition, we will briefly discuss the \mathbb{Z}_2 invariant and its meaning for the situation presented here.

A. Mean field arguments

The tight binding approach starts – after Fourier transformation – with the momentum operators for both sublattices ($a_{\mathbf{k}\sigma}$, $b_{\mathbf{k}\sigma}$). Diagonalization of the tight binding matrix $\mathcal{H}_{\mathbf{k}}$ introduces a new set of operators associated with the bands. As the spin remains a good quantum number (see *e.g.* Eq. (14)), we call the new operators $u_{\mathbf{k}\sigma}$ and $l_{\mathbf{k}\sigma}$ where u and l refer to upper and lower band.

The explicit transformation matrices between the sublattice basis ($a_{\mathbf{k}\sigma}$, $b_{\mathbf{k}\sigma}$) and the band basis ($l_{\mathbf{k}\sigma}$, $u_{\mathbf{k}\sigma}$) are

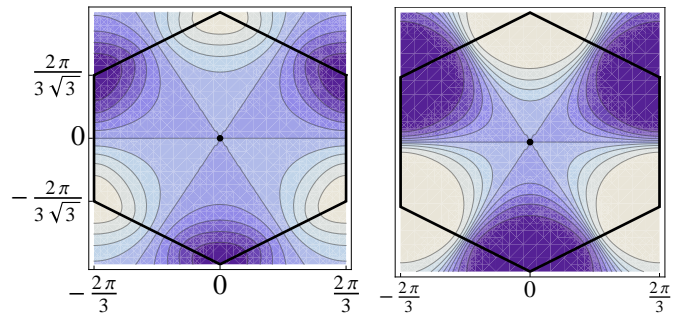


FIG. 6: (Color online) Exemplarily the function $|\alpha_-(\mathbf{k})|^2$ is shown in the BZ for $\lambda/t = 0.2$ (left) and $\lambda/t = 1.0$ (right). The dark blue region corresponds to a value of zero, while the white region to a value of 1. The function $|\alpha_+(\mathbf{k})|^2$ is identical to $|\alpha_-(\mathbf{k})|^2$ by interchange of white and dark blue regions. The black lines mark the boundary of the BZ and the black dot in the center the Γ point.

given by

$$\begin{pmatrix} a_{\mathbf{k}\uparrow} \\ b_{\mathbf{k}\uparrow} \end{pmatrix} = \begin{pmatrix} -\alpha_- & -\alpha_+ \\ \beta_- & \beta_+ \end{pmatrix} \begin{pmatrix} l_{\mathbf{k}\uparrow} \\ u_{\mathbf{k}\uparrow} \end{pmatrix} \equiv T_{\uparrow} \begin{pmatrix} l_{\mathbf{k}\uparrow} \\ u_{\mathbf{k}\uparrow} \end{pmatrix} \quad (32)$$

and

$$\begin{pmatrix} a_{\mathbf{k}\downarrow} \\ b_{\mathbf{k}\downarrow} \end{pmatrix} = \begin{pmatrix} \alpha_+ & \alpha_- \\ \beta_+ & \beta_- \end{pmatrix} \begin{pmatrix} l_{\mathbf{k}\downarrow} \\ u_{\mathbf{k}\downarrow} \end{pmatrix} \equiv T_{\downarrow} \begin{pmatrix} l_{\mathbf{k}\downarrow} \\ u_{\mathbf{k}\downarrow} \end{pmatrix}. \quad (33)$$

We define the functions

$$\alpha_{\pm} \equiv \alpha_{\pm}(\mathbf{k}) = \mathcal{N}_{\pm} d_{\pm}, \quad (34)$$

$$\beta_{\pm} \equiv \beta_{\pm}(\mathbf{k}) = \mathcal{N}_{\pm}, \quad (35)$$

where

$$d_{\pm} = \frac{g(\gamma \pm \varepsilon)}{|g|^2} \quad (36)$$

and

$$\mathcal{N}_{\pm} = \frac{|g|}{\sqrt{|g|^2 + (\gamma \pm \varepsilon)^2}}. \quad (37)$$

Note that g , γ , ε and then also d_{\pm} , α_{\pm} , β_{\pm} , and \mathcal{N}_{\pm} are \mathbf{k} -dependent. But for the sake of clarity we omit the \mathbf{k} -dependence. To give the reader a better idea about α_{\pm} and β_{\pm} , we have plotted $|\alpha_-(\mathbf{k})|^2$ for $\lambda/t = 1.0$ and for $\lambda/t = 0.2$ in Fig. 6. Let us mention that d_{\pm} is a complex function and hence α_{\pm} , while β_{\pm} is real. Nonetheless, to make the equations more symmetric, we will use the complex conjugate of β_{\pm} as well. Technical aspects and mathematical considerations associated with the change of basis are presented in Appendix A. There, we show useful formulas like $|\alpha_{\pm}|^2 = |\beta_{\mp}|^2$ and obtain the important result:

$$\sum_{\mathbf{k} \in \text{BZ}} |\alpha_{\pm}(\mathbf{k})|^2 = \sum_{\mathbf{k} \in \text{BZ}} |\beta_{\pm}(\mathbf{k})|^2 = \frac{N_{\Lambda}}{2}. \quad (38)$$

Now we want to investigate the effect of the Hubbard term on the topological insulator state more deeply. For that purpose, we transform the interaction term into the band basis. Assuming $\lambda > 0.2t$ we know from Eq. (18) that the gap size $\Delta = 2t$ is large and hence we can neglect all terms containing operators of the upper band (since it costs roughly the energy Δ to make any process between lower and upper band). Then we decompose the remaining term in a standard way. Eventually the Hubbard term reduces to a chemical potential term, as we will see, where the chemical potential is given by $U/2$. The whole procedure does not use any additional assumptions and works for any interaction strength U .

$$\begin{aligned}
\mathcal{H}'_I &= U \sum_i n_{i\uparrow} n_{i\downarrow} \\
&= \frac{U}{N_\Lambda} \sum_{\mathbf{k}\mathbf{k}'\mathbf{q}} a_{\mathbf{k}+\mathbf{q}\uparrow}^\dagger a_{\mathbf{k}'-\mathbf{q}\downarrow}^\dagger a_{\mathbf{k}'\downarrow} a_{\mathbf{k}\uparrow} + b_{\mathbf{k}+\mathbf{q}\uparrow}^\dagger b_{\mathbf{k}'-\mathbf{q}\downarrow}^\dagger b_{\mathbf{k}'\downarrow} b_{\mathbf{k}\uparrow} \\
&\approx \frac{U}{N_\Lambda} \sum_{\mathbf{k}\mathbf{k}'\mathbf{q}} \left(\mathcal{A}(\mathbf{k}, \mathbf{k}', \mathbf{q}) + \mathcal{B}(\mathbf{k}, \mathbf{k}', \mathbf{q}) \right) l_{\mathbf{k}+\mathbf{q}\uparrow}^\dagger l_{\mathbf{k}'-\mathbf{q}\downarrow}^\dagger l_{\mathbf{k}'\downarrow} l_{\mathbf{k}\uparrow}
\end{aligned} \tag{39}$$

where we have suppressed all terms containing operators

$u_{\mathbf{k}\sigma}$ or $u_{\mathbf{k}\sigma}^\dagger$ in the last line. The prefactors \mathcal{A} and \mathcal{B} are given by

$$\begin{aligned}
\mathcal{A}(\mathbf{k}, \mathbf{k}', \mathbf{q}) &= \alpha_-^*(\mathbf{k} + \mathbf{q}) \alpha_+^*(\mathbf{k}' - \mathbf{q}) \alpha_+(\mathbf{k}') \alpha_-(\mathbf{k}), \\
\mathcal{B}(\mathbf{k}, \mathbf{k}', \mathbf{q}) &= \beta_-^*(\mathbf{k} + \mathbf{q}) \beta_+^*(\mathbf{k}' - \mathbf{q}) \beta_+(\mathbf{k}') \beta_-(\mathbf{k}).
\end{aligned} \tag{40}$$

Now the Hubbard term will be decomposed as follows:

$$\begin{aligned}
l_{\mathbf{k}+\mathbf{q}\uparrow}^\dagger l_{\mathbf{k}'-\mathbf{q}\downarrow}^\dagger l_{\mathbf{k}'\downarrow} l_{\mathbf{k}\uparrow} &\approx \delta_{\mathbf{q}0} \langle l_{\mathbf{k}\uparrow}^\dagger l_{\mathbf{k}\uparrow} \rangle \langle l_{\mathbf{k}'\downarrow}^\dagger l_{\mathbf{k}'\downarrow} \rangle + \\
&+ l_{\mathbf{k}\uparrow}^\dagger l_{\mathbf{k}\uparrow} \delta_{\mathbf{q}0} \langle l_{\mathbf{k}'\downarrow}^\dagger l_{\mathbf{k}'\downarrow} \rangle - \delta_{\mathbf{q}0} \langle l_{\mathbf{k}\uparrow}^\dagger l_{\mathbf{k}\uparrow} \rangle \langle l_{\mathbf{k}'\downarrow}^\dagger l_{\mathbf{k}'\downarrow} \rangle.
\end{aligned} \tag{41}$$

Then the prefactors reduce to

$$\begin{aligned}
\mathcal{A}(\mathbf{k}, \mathbf{k}', \mathbf{q}) \delta_{\mathbf{q}0} &= |\alpha_-(\mathbf{k})|^2 |\alpha_+(\mathbf{k}')|^2, \\
\mathcal{B}(\mathbf{k}, \mathbf{k}', \mathbf{q}) \delta_{\mathbf{q}0} &= |\beta_-(\mathbf{k})|^2 |\beta_+(\mathbf{k}')|^2.
\end{aligned} \tag{42}$$

We find the MF-decoupled interaction term in the new basis where we assume $\langle n_{\mathbf{k}\sigma}^l \rangle = \langle l_{\mathbf{k}\sigma}^\dagger l_{\mathbf{k}\sigma} \rangle = 1$ for $\sigma = \uparrow, \downarrow$ since the lower band is completely filled. Therefore, we get:

$$\begin{aligned}
\mathcal{H}'_I &\approx \sum_{\mathbf{k}\mathbf{k}'} \frac{U}{N_\Lambda} \left(\mathcal{A}(\mathbf{k}, \mathbf{k}', 0) n_{\mathbf{k}\downarrow}^l + \mathcal{A}(\mathbf{k}', \mathbf{k}, 0) n_{\mathbf{k}\uparrow}^l + \mathcal{B}(\mathbf{k}, \mathbf{k}', 0) n_{\mathbf{k}\downarrow}^l + \mathcal{B}(\mathbf{k}', \mathbf{k}, 0) n_{\mathbf{k}\uparrow}^l - \mathcal{B}(\mathbf{k}, \mathbf{k}', 0) - \mathcal{A}(\mathbf{k}, \mathbf{k}', 0) \right) \\
&= U \sum_{\mathbf{k}} \left(|\alpha_-(\mathbf{k})|^2 \frac{1}{N_\Lambda} \sum_{\mathbf{k}'} |\alpha_+(\mathbf{k}')|^2 n_{\mathbf{k}\uparrow}^l + |\alpha_+(\mathbf{k})|^2 \frac{1}{N_\Lambda} \sum_{\mathbf{k}'} |\alpha_-(\mathbf{k}')|^2 n_{\mathbf{k}\downarrow}^l \right. \\
&\quad \left. + |\beta_-(\mathbf{k})|^2 \frac{1}{N_\Lambda} \sum_{\mathbf{k}'} |\beta_+(\mathbf{k}')|^2 n_{\mathbf{k}\uparrow}^l + |\beta_+(\mathbf{k})|^2 \frac{1}{N_\Lambda} \sum_{\mathbf{k}'} |\beta_-(\mathbf{k}')|^2 n_{\mathbf{k}\downarrow}^l \right) - U N_\Lambda / 2 \\
&= \frac{U}{2} \sum_{\mathbf{k}} \left((|\alpha_-(\mathbf{k})|^2 + |\beta_-(\mathbf{k})|^2) n_{\mathbf{k}\uparrow}^l + (|\alpha_+(\mathbf{k})|^2 + |\beta_+(\mathbf{k})|^2) n_{\mathbf{k}\downarrow}^l \right) = \sum_{\mathbf{k}} \mu^{\text{eff}} n_{\mathbf{k}}^l,
\end{aligned} \tag{43}$$

with the effective chemical potential $\mu^{\text{eff}} = U/2$ and $n_{\mathbf{k}}^l = n_{\mathbf{k}\uparrow}^l + n_{\mathbf{k}\downarrow}^l$. For $\lambda > 0.2t$, as the gap always spans from $-t$ to t , we conclude that as long as $U < 2t$ the effective chemical potential lies in the gap, *i.e.*, the U term does not affect the TBI gap. Thus we can assume that the physics in the KM model will be unchanged and consequently the edge modes persist.

B. General slave rotor arguments

Now we will apply the slave rotor formalism which allows to address correlated electron systems at weak up to

moderate interactions. The method has been introduced by Florens and Georges^{60,61}; we also refer the reader to the nice review by Zhao and Paramakanti⁶².

Within this approach^{60–62}, the original fermion operators will be rewritten by a product of a fermionic operator $f_{i\sigma}$, the spinon or auxiliary fermion, and a phase factor $e^{i\theta_i}$, the rotor,

$$c_{i\sigma} = e^{i\theta_i} f_{i\sigma}. \tag{44}$$

The idea is that the original fermions c_σ are represented by a collective phase degree of freedom θ (conjugate to the total charge) and auxiliary fermions f_σ . Introducing an additional variable, the angular momentum $L \propto i\partial_\theta$

associated with a quantum $O(2)$ rotor θ , simplifies then the original quartic interaction between the fermions as it is replaced by a simple kinetic term $\propto L^2$. State vectors in the new Hilbert space should have the form $|\Psi\rangle = |\Psi_f\rangle |\Psi_\theta\rangle$. The price we have to pay for the whole rewriting of the original problem is that the new Hilbert space is enlarged compared to the original one since unphysical states are present. To resolve this problem we have to impose a constraint,

$$\sum_{\sigma} f_{i\sigma}^{\dagger} f_{i\sigma} + L_i = 1 . \quad (45)$$

Since the original fermion operators fulfill anticommutation relations also the spinon (or auxiliary fermion) operators do so. The reader may notice that in the rotor condensate phase the original electron and spinon operators are proportional, and one will find a situation where the spinon band structure describes physical electrons. In contrast, when the rotor is uncondensed, there is spin-charge separation and the spinons are emergent charge-neutral quasiparticles carrying spin only. The term “spinon” should not imply that the particles associated with the new f operators obey fractional statistics in the spirit of the elementary excitation of the one-dimensional Heisenberg antiferromagnet.

Rewriting the hopping term \mathcal{H}_t yields

$$\mathcal{H}_t = -t \sum_{\langle ij \rangle} \sum_{\sigma} \left(f_{i\sigma}^{a\dagger} f_{j\sigma}^b e^{-i\theta_{ij}} + \text{h.c.} \right) \quad (46)$$

where $f^{a/b}$ refers to sublattice A/B and $\theta_{ij} \equiv \theta_i - \theta_j$. The spin orbit term \mathcal{H}_{SO} has a similar form,

$$\mathcal{H}_{SO} = i\lambda \sum_{\langle\langle ij \rangle\rangle} \sum_{\sigma\sigma'} \nu_{ij} \sigma_{\sigma\sigma'}^z f_{i\sigma}^{\dagger} f_{j\sigma'} e^{-i\theta_{ij}} . \quad (47)$$

Rewriting the Hubbard term (21) which is local yields

$$\mathcal{H}_I = \frac{U}{2} \sum_i \left(\sum_{\sigma} n_{i\sigma}^f - 1 \right)^2 = \frac{U}{2} \sum_i L_i^2 , \quad (48)$$

where we have used the constraint and $n_{i\sigma}^f = f_{i\sigma}^{\dagger} f_{i\sigma}$.

Without proceeding further, the introduced formalism already allows to read off the following results. The Hubbard interaction U affects the rotor sector only. As long as $U < t$ the rotors will condense favoring the uniform ansatz $\theta_{ij} = 0$. It implies that the auxiliary fermions $f_{i\sigma}$ behave like the original electrons since $\exp(\pm i\theta_{ij}) = 1$ far away from the phase transition. Superfluid or Bose-condensed phases are known to be robust (roughly up to $U \sim t$). We can assume, hence, that the superfluid phase of the rotors also persists against moderate interactions before the phase transition in the insulating phase occurs. While both approaches presented in this section are beyond renormalization group (RG) arguments (the perturbative regime), we wish to stress that our argument provided by the slave rotor theory is not a mean

field argument but exact. Indeed, we have rewritten the Hubbard term in the new (rotor) variables without any approximation. We emphasize that, using Eq. (48), one obtains non-magnetic insulators when the rotors are uncondensed; the SDW phase cannot be captured through the rewriting of Eq. (48) since it does not take into account any SDW order.

In the seminal paper by Kane and Mele⁶ the stability of the TBI phase is briefly discussed. The derived RG equations indicate that additional Coulomb interactions increase the spin orbit gap size and does not destroy the TBI phase. The RG procedure, however, is only applicable in the perturbative regime where $t \gg U, \lambda$. In contrast, the arguments presented here provide evidence that for $\lambda > 0.2t$ the TBI phase is stable up to $U \sim t$ reaching the strongly interacting regime. As a last point we shall mention that the shown stability of the TBI phase implies also the stability of the edge modes.

In Appendix B we present the slave rotor approach using a simple approximation to decompose Eq. (46). We will restrict ourselves to the case $\lambda = 0$. When performing the mean field procedure it turns out that the used approximation leads to results which are not so reliable in finite dimensions. Therefore, in Sec. V, we will apply the σ model representation of the slave rotor theory to find the transition for finite spin orbit coupling where the rotors undergo a quantum phase transition from superfluid to Mott insulating phase. Before we address this issue, we briefly discuss the stability of the TBI phase in the context of \mathbb{Z}_2 invariants.

C. \mathbb{Z}_2 invariants

For the (non-interacting) KM model considered here, there exists in principle two non-trivial topological invariants, the spin-Chern number of Sheng *et al.*²¹ and the \mathbb{Z}_2 invariant proposed by Kane and Mele^{5,6}.

The spin-Chern number can be evaluated by integrating the Berry curvature of a fiber bundle obtained by imposing twisted boundary conditions²¹. The procedure demonstrated in Ref. 21 implied that the spin Chern number is a robust topological invariant. Essentially the idea is that the system conserving S^z decouples into two independent Hamiltonians for the up and down spins, each Hamiltonian is characterized by a Chern integer. While the sum of the Chern integers is zero due to time reversal symmetry, its difference defines a quantized spin Hall conductivity^{2,21}. The \mathbb{Z}_2 invariant is then given by half the difference of the Chern integers (*i.e.*, the spin Chern number) modulo 2. Here we will choose another way and calculate the \mathbb{Z}_2 invariant directly for the KM model. We follow Fu and Kane¹¹ and briefly adapt the calculation of the invariant for the sake of completeness.

To compute the \mathbb{Z}_2 invariant it is important to keep the full tight binding model; in this section, we use the notations of Ref. 11. We express the matrix $\mathcal{H}_{\mathbf{k}}$ of Eq. (14)

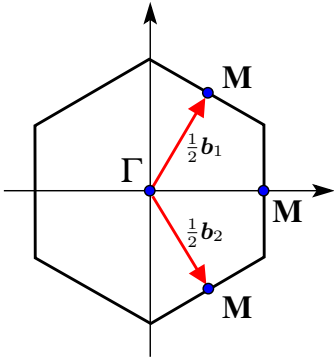


FIG. 7: (Color online) Brillouin zone with the four time-reversal invariant momenta Γ and M . In addition, the reciprocal lattice vectors (with half of their length) are shown (red arrows).

in terms of Γ matrices,

$$\mathcal{H}_{\mathbf{k}} = \sum_{a=1}^5 d_a(\mathbf{k}) \Gamma^a \quad (49)$$

where the five Γ^a matrices are given by $\Gamma^1 = \tau^x \otimes I$, $\Gamma^2 = \tau^y \otimes I$, $\Gamma^3 = \tau^z \otimes \sigma^x$, $\Gamma^4 = \tau^z \otimes \sigma^y$, and $\Gamma^5 = \tau^z \otimes \sigma^z$. The coefficients d_1 and d_2 are essentially real and imaginary part of g (more precise, real and imaginary part of $\exp(-i\mathbf{k}\delta_3)g$), respectively, and $d_5 = \gamma$. d_3 and d_4 are both zero. In addition to the five Γ^a matrices, there are also their ten commutators $\Gamma^{ab} = [\Gamma^a, \Gamma^b]/(2i)$. Their anticommutators $\Gamma^a \Gamma^b + \Gamma^b \Gamma^a = 2\delta_{ab}$ obey the Clifford algebra. The parity operator is defined as

$$\mathcal{P} = \tau^x \otimes I = \Gamma^1. \quad (50)$$

Obviously, inversion \mathcal{P} interchanges the sublattices (τ) but not the spin (σ). The time-reversal operator \mathcal{T} is defined by

$$\mathcal{T} = i(I \otimes \sigma^y)K, \quad (51)$$

where K denotes complex conjugation. The Dirac matrices are chosen to be even under \mathcal{PT} , $\mathcal{PT}\Gamma^a(\mathcal{PT})^{-1} = \Gamma^a$, while the commutators are odd under \mathcal{PT} . Note that all Γ^a are odd under \mathcal{P} and \mathcal{T} except Γ^1 which is even. Time-reversal and inversion symmetry imply that the product \mathcal{PT} commutes with the Hamiltonian. The only time-reversal invariant points of the BZ which have to fulfill for a reciprocal lattice vector $-\Gamma_i = \Gamma_i + \mathbf{G}$ are given by

$$\Gamma_i = \frac{1}{2}(n_1 \mathbf{b}_1 + n_2 \mathbf{b}_2) \quad (52)$$

with $n_i = 0, 1$. We define Γ_1 as the Γ point of the BZ (*i.e.*, $\mathbf{k} = (0, 0)$), $\Gamma_2 = \frac{1}{2}\mathbf{b}_1$, $\Gamma_3 = \frac{1}{2}\mathbf{b}_2$, and $\Gamma_4 = \frac{1}{2}(\mathbf{b}_1 + \mathbf{b}_2)$ where the \mathbf{b}_i are the reciprocal lattice vectors of the honeycomb lattice as shown in Fig. 7. The

latter three points are usually referred to as M points. The \mathbb{Z}_2 invariants characterizing the occupied band are determined¹¹ by

$$\delta_i = -\text{sign}(d_1(\Gamma_i)). \quad (53)$$

The \mathbb{Z}_2 invariant $\nu = 0, 1$ which distinguishes a topological insulator in two dimensions from a conventional band insulator is given by the product of all δ_i ,

$$(-1)^\nu = \prod_{i=1}^4 \delta_i. \quad (54)$$

Since we can write $d_1(\mathbf{k}) = t(1 + \cos(\mathbf{k}\mathbf{a}_1) + \cos(\mathbf{k}\mathbf{a}_2))$ and use $\mathbf{a}_i \mathbf{b}_j = 2\pi\delta_{ij}$, we find $d_1(\Gamma_1) = 3t$, $d_1(\Gamma_2) = d_1(\Gamma_3) = t$, and $d_1(\Gamma_4) = -t$. Thus $\delta_1 = \delta_2 = \delta_3 = -1$ and $\delta_4 = +1$ which implies by virtue of Eq. (54)

$$\nu = 1. \quad (55)$$

In fact, a non-zero \mathbb{Z}_2 invariant implies a topological insulator phase provided there is an energy gap throughout the BZ. In particular, the argument with invariants is a single-particle picture argument²⁸.

As the mean-field interacting Hamiltonian has been reduced to a single particle Hamiltonian (which leaves d_1 unchanged) the argument based on \mathbb{Z}_2 invariants is applicable as long as the spin orbit gap is present. The band Hartree Fock approach has precisely shown that the Hubbard term behaves as a chemical potential which lies between the bands as long as $|U| < 2t$. Thus we have substantiated our earlier statement that the TBI phase and the presence of edge modes will be stable up to a region beyond the perturbative regime.

V. EXOTIC MOTT INSULATOR

Now we will use the slave rotor *mean field* theory^{60,61} to find the transition where the charge degrees of freedom form a Mott insulating state. The idea is that spin-charge separation occurs and, while the charge is frozen in the Mott insulating state, the spin degrees of freedom will exhibit an Hamiltonian reminiscent of the KM model.

In this sense we could talk about a “fractionalized topological insulator”⁵⁷ or a “topological Mott insulator” as Pesin and Balents³⁸ did. Note that the “topological Mott insulator” phase has a different meaning than in the work of Raghu *et al.*³⁹ where the topological band insulator phase was caused by strong interactions.

Unfortunately, the spin edge modes of this phase are destabilized by the gauge field associated with the $U(1)$ gauge transformation $f_{i\sigma} \rightarrow e^{i\varphi_i} f_{i\sigma}$, $X_i \rightarrow e^{-i\varphi_i} X_i$, and $h_i \rightarrow h_i - \partial_\tau \varphi_i$ where $X = e^{i\theta_i}$ as discussed below. The Lagrange multiplier h_i associated with the constraint Eq. (45) is defined in Appendix B and the Lagrangian in Appendix C. While the gauge field can be assumed to be weak in three dimensions³⁸, its effect is strong in two dimensions and is likely to destroy the gapless edge spinons.

In this sense, the EMI does not exhibit a topological protection. We will discuss this issue at the end of this section. In addition, we will also comment on the possible effect of gauge fields on some spin bulk properties.

A. Self-Consistency equations

In contrast to the approximation in Appendix B we will use a more sophisticated approach^{60,61,65} in order to find the transition to the Mott phase. We replace the phase field representing the $O(2)$ degree of freedom by a complex bosonic field $X = e^{i\theta}$ which is constrained by

$$|X(\tau)|^2 = 1. \quad (56)$$

The associated Lagrange multiplier is called ρ . The derivation of the Lagrangian and the decomposition of hopping and spin orbit terms is shown in Appendix C. The mean field parameters associated with the decomposition are given by

$$Q_X = \left\langle \sum_{\sigma} f_{i\sigma}^{a*} f_{j\sigma}^b \right\rangle, \quad (57)$$

$$Q_f = \left\langle \exp(-i\theta_{ij}) \right\rangle, \quad (58)$$

for the hopping term and

$$Q'_X = \left\langle \sum_{\sigma\sigma'} i\nu_{ij} \sigma_{\sigma\sigma'}^z f_{i\sigma}^* f_{j\sigma'} \right\rangle, \quad (59)$$

$$Q'_f = \left\langle \exp(-i\theta_{ij}) \right\rangle, \quad (60)$$

for the spin-orbit term. Finally we find the imaginary time Green's function for the f_{σ}^l fields,

$$G_{fl} = \frac{1}{i\omega_n - \Sigma_{\mathbf{k}}}, \quad (61)$$

and for the X fields,

$$G_X = \frac{1}{\nu_n^2/U + \rho + \xi_{\mathbf{k}}}. \quad (62)$$

Here we introduced the renormalized KM spectrum for the spinon sector,

$$\Sigma_{\mathbf{k}} = \sqrt{(Q_f |g|)^2 + (Q'_f \gamma)^2}, \quad (63)$$

and defined

$$\xi_{\mathbf{k}} = -Q_X |g(\mathbf{k})| + Q'_X \lambda g_2(\mathbf{k}), \quad (64)$$

with g_2 from Eq. (19). Note that we consider only the half filled case here which allowed us to set $\mu = h = 0$. In the absence of spin orbit coupling, $\lambda \rightarrow 0$, we find $\Sigma_{\mathbf{k}} \rightarrow Q_f |g|$ and $\xi_{\mathbf{k}} \rightarrow -Q_X |g|$ and recover, hence, the Green's function from Florens and Georges⁶¹ (when

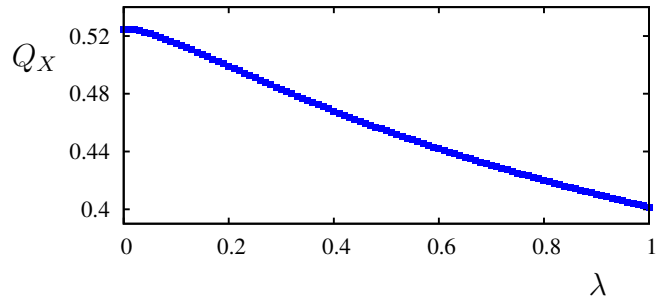


FIG. 8: (color online) Numerical solution of the mean field equation (68). The behavior of $Q_X(\lambda)$ is shown ($t = 1$).

setting $\epsilon \equiv -|g|$). From there, we find directly the five self-consistency equations.

$$\begin{aligned} 1 &= \frac{1}{N_{\Lambda}} \sum_{\mathbf{k}} \frac{1}{\beta} \sum_n G_X(\mathbf{k}, i\nu_n) \\ &= \frac{U}{N_{\Lambda}} \sum_{\mathbf{k}} \frac{1}{\sqrt{\Delta_g^2 + 4U(\xi - \min(\xi_{\mathbf{k}}))}}. \end{aligned} \quad (65)$$

In Eq. (65) we performed the evaluation of the Matsubara sum at zero temperature (see Appendix D) and we introduced the insulating gap

$$\Delta_g = 2\sqrt{U(\rho + \min(\xi_{\mathbf{k}}))}. \quad (66)$$

While Δ_g is non-zero in the insulating phase, directly at the phase transition it will vanish since the rotors condense. Before we can use Eq. (65) to find the transition line, we have to know the explicit form of $\xi_{\mathbf{k}}$ and hence of Q_X and Q'_X . The latter two mean field parameters are determined by use of the (second and third) self-consistency equations. We start with Q_X :

$$\begin{aligned} t \sum_{j=1}^3 \sum_{\sigma} \langle f_{i\sigma}^{a\dagger} f_{j\sigma}^b \rangle &= \frac{1}{N_{\Lambda}} \sum_{\mathbf{k}\sigma} g(\mathbf{k}) \langle f_{\mathbf{k}\sigma}^{a\dagger} f_{\mathbf{k}\sigma}^b \rangle \\ &= \frac{1}{N_{\Lambda}} \sum_{\mathbf{k}} g(-\alpha_-^* \beta_- + \alpha_+^* \beta_+) \langle f_{\mathbf{k}\sigma}^l \dagger f_{\mathbf{k}\sigma}^l \rangle \\ &= \frac{1}{N_{\Lambda}} \sum_{\mathbf{k}} \frac{|g|^2}{\sqrt{|g|^2 + \gamma^2}}. \end{aligned} \quad (67)$$

Due to the lattice symmetry, the sum over the three nearest neighbors, $\sum_{j=1}^3$, just appears as a factor 3 in the final expression. Thus we find the mean field parameter

$$Q_X = \frac{1}{3tN_{\Lambda}} \sum_{\mathbf{k}} \frac{|g|^2}{\sqrt{|g|^2 + \gamma^2}}. \quad (68)$$

We have plotted Q_X as a function of λ in Fig. 8.

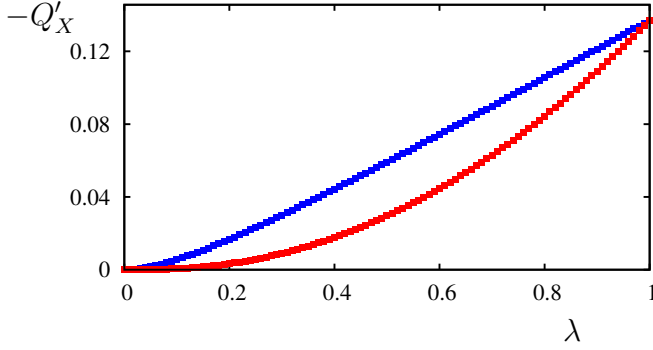


FIG. 9: (Color online) Numerical solution of $-\lambda Q'_X$ (red curve) and $-Q'_X$ (blue curve) as a function of λ ($t = 1$) is shown.

In a similar way we proceed in order to find Q'_X :

$$\begin{aligned}
\lambda \sum_{j=1}^6 Q'_X &= \left\langle \lambda \sum_j \sum_{\sigma\sigma'} i\nu_{ij} \sigma_{\sigma\sigma'}^z f_{i\sigma}^* f_{j\sigma} \right\rangle \\
&= \frac{1}{N_\Lambda} \sum_{\mathbf{k}} \gamma \langle \Psi_{\mathbf{k}}^\dagger \sigma^z \tau^z \Psi_{\mathbf{k}} \rangle \\
&= \frac{1}{N_\Lambda} \sum_{\mathbf{k}} \gamma (|\alpha_-|^2 - |\alpha_+|^2 - |\beta_-|^2 + |\beta_+|^2) \\
&= -\frac{1}{N_\Lambda} \sum_{\mathbf{k}} \frac{2\gamma^2}{\sqrt{|g|^2 + \gamma^2}}. \tag{69}
\end{aligned}$$

Again the lattice symmetry is responsible for the fact that the sum over the next-nearest neighbors, $\sum_{j=1}^6$, can be replaced by a factor 6. Then the self-consistency equation reads

$$\begin{aligned}
Q'_X &= \left\langle \sum_{\sigma\sigma'} i\nu_{ij} \sigma_{\sigma\sigma'}^z f_{i\sigma}^* f_{j\sigma} \right\rangle \\
&= -\frac{1}{3\lambda N_\Lambda} \sum_{\mathbf{k}} \frac{\gamma^2}{\sqrt{|g|^2 + \gamma^2}} = -|Q'_X(\lambda)|. \tag{70}
\end{aligned}$$

We have plotted Q'_X as a function of λ in Fig. 9. With the knowledge of Q_X and Q'_X finally the rotor spectrum $\xi_{\mathbf{k}}$ of Eq. (64) is well defined and we can proceed with Eq. (65). If one moves towards the transition from the Mott insulator to the superfluid phase of the rotors, the rotor gap Δ_g must close. It yields

$$U_c(\lambda) = \left[\frac{1}{2N_\Lambda} \sum_{\mathbf{k}'} \frac{1}{\sqrt{\xi_{\mathbf{k}} - \min(\xi_{\mathbf{k}})}} \right]^{-2}, \tag{71}$$

which defines the transition line between TBI and the new phase as shown in the phase diagram Fig. 1. The

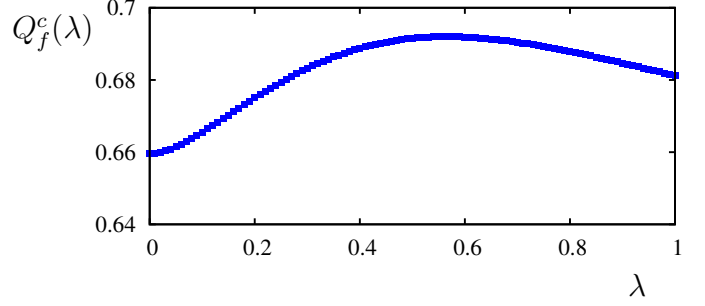


FIG. 10: (Color online) Numerical solution of $Q_f^c(\lambda)$, *i.e.*, Q_f along the line $U_c(\lambda)$, as a function of λ ($t = 1$) is shown.

sum over \mathbf{k}' means that formally the lowest bound corresponds to $\mathbf{k} \rightarrow \mathbf{k}_{\min} + \eta$, $\eta \ll 1$, and \mathbf{k}_{\min} is associated with the minimum of $\xi_{\mathbf{k}}$. Hence, no divergence appears in the sum. A formal justification to cut the sum can be given by switching to “energy space” and considering the density of states. The same line of argument applies to Eqs. (73) and (75).

As a last point we have to consider Q_f and Q'_f and its behavior along the line $U_c(\lambda)$. Applying the same line of reasoning as for Q_X we directly find

$$\begin{aligned}
Q_f &= \langle X_i^* X_j \rangle \Big|_{ij \text{ nn.}} = \frac{1}{N_\Lambda} \sum_{\mathbf{k}} e^{i\mathbf{k}\delta_\mu} \langle X_{\mathbf{k}}^{a*} X_{\mathbf{k}}^b \rangle \\
&= \frac{1}{N_\Lambda} \sum_{\mathbf{k}} \frac{|g|}{6t} \frac{1}{\beta} \sum_n G_X(\mathbf{k}, i\nu_n) \\
&= \frac{1}{N_\Lambda} \sum_{\mathbf{k}} \frac{|g|}{6t} \frac{U}{2\sqrt{U(\rho + \xi_{\mathbf{k}})}}. \tag{72}
\end{aligned}$$

Here δ_μ denotes one of the three nearest-neighbor vectors. Along the transition line we have $\Delta_g = 0$ and obtain

$$Q_f^c(\lambda) = \frac{\sqrt{U_c(\lambda)}}{6tN_\Lambda} \sum_{\mathbf{k}'} \frac{|g|}{\sqrt{\xi_{\mathbf{k}} - \min(\xi_{\mathbf{k}})}}. \tag{73}$$

It turns out that Q_f^c is a slowly varying function of λ . We have plotted it in Fig. (10).

The last self-consistency equation determines Q'_f .

$$\begin{aligned}
Q'_f &= \langle X_i^* X_j \rangle \Big|_{ij \text{ nnn.}} \\
&= \frac{1}{N_\Lambda} \sum_{\mathbf{k}} e^{i\mathbf{k}\delta'_\mu} \langle X_{\mathbf{k}}^{(a/b)*} X_{\mathbf{k}}^{(a/b)} \rangle \\
&= \frac{1}{N_\Lambda} \sum_{\mathbf{k}} e^{i\mathbf{k}\delta'_\mu} \frac{1}{2\beta} \sum_n G_X(\mathbf{k}, i\nu_n) \\
&= \frac{U}{2N_\Lambda} \sum_{\mathbf{k}} e^{i\mathbf{k}\delta'_\mu} \frac{1}{2\sqrt{U(\rho + \xi_{\mathbf{k}})}}, \tag{74}
\end{aligned}$$

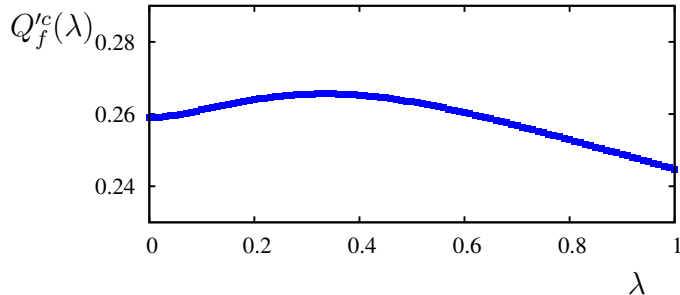


FIG. 11: (Color online) Numerical solution of $Q_f^c(\lambda)$ as a function of λ ($t = 1$) is shown.

with δ'_μ being one of the six next nearest neighbor vectors. Thus we find Q'_f along the Mott transition,

$$Q_f^c(\lambda) = \frac{\sqrt{U_c(\lambda)}}{2N_\Lambda} \sum_{\mathbf{k}'} \frac{e^{i\mathbf{k}\delta'_\mu}}{\sqrt{\xi_{\mathbf{k}} - \min(\xi_{\mathbf{k}})}}, \quad (75)$$

which we have plotted in Fig. 11. From Figs. 10 and 11 we see that Q_f^c and Q'_f behave similarly but Q_f^c is (roughly) three times larger than Q'_f .

B. Discussion

In Fig. 12, we show the spectrum of the non-interacting KM model for $\lambda = 0.2$ as well as the renormalized spinon spectrum for $U_c(\lambda = 0.2)$. The geometry we considered is a stripe with 14 unit cells in y -direction while the stripe is infinitely long in x -direction. Here we see that interactions contribute through Q_f and Q'_f such that the bulk spin gap is decreased compared to the TBI phase. The assumption that we still find gapless edge spinons in the EMI phase requires the stability of the topological phase. We will discuss the effect of the gauge field φ below.

The EMI phase exhibits spin-charge separation. The rotors, *i.e.*, the charge constituents of the system, are frozen in the Mott insulating state. The charge-neutral spinons are gapped in the bulk but there are gapless edge modes (as long as one neglects fluctuations of the gauge field). As the spinon sector is described by the KM model with renormalized hopping and spin orbit amplitudes, one might think of a fractionalized quantum spin Hall effect⁵⁷ or a topological Mott insulator³⁸. In fact, we show below that the edge spin states will be destabilized by the gauge field. In this intermediate phase rotors have a gap and can be integrated out. This generates the Maxwellian kinetic term⁶⁵ and the low energy theory is reduced to the compact U(1) gauge theory coupled with spinons at the edges. In our purely two-dimensional situation, the compact U(1) pure gauge theory will be confining⁷¹ which in fact should “destabilize” the gapless edge modes, then producing confinement of the spin excitations at the edges. Nonetheless, deconfinement may

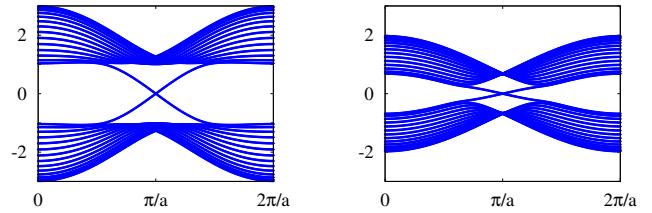


FIG. 12: (Color online) Left: Spectrum of the KM model on a stripe geometry as explained in the text for $\lambda = 0.2$ and $t = 1$. Right: Spectrum of the spinon sector for the same parameters at the critical line $U_c(\lambda = 0.2)$. The hopping and spin orbit amplitudes are renormalized with $Q_f^c = 0.68$ and $Q'_f = 0.26$.

be possible in an asymmetric multi-layer system⁵⁷, as a reminiscence of the three-dimensional case. Thus we should avoid the name “topological Mott insulator”. As this phase is certainly an exotic state of matter which is different from usual Mott insulating phases we refer to it as “exotic Mott insulator” (EMI).

In fact, we can be even more precise when focusing on the effective KM model for the spinon (bulk) sector. We can write for the corresponding ground state wave function in the EMI phase,

$$|\Psi_f\rangle = \prod_{\mathbf{k}\sigma=\uparrow,\downarrow} f_{\mathbf{k}\sigma}^l \dagger |0\rangle, \quad (76)$$

i.e., the lower band $-\Sigma_{\mathbf{k}}$ (see Eq.(63)) is completely filled. The explicit knowledge of $|\Psi_f\rangle$ allows us to calculate the expectation value of the z -component of spin,

$$\begin{aligned} & \langle \Psi_f | \frac{1}{2} (n_{i\uparrow}^f - n_{i\downarrow}^f) | \Psi_f \rangle \\ &= \frac{1}{2N_\Lambda} \sum_{\mathbf{k}} \langle \Psi_f | \left(|\alpha_-|^2 f_{\mathbf{k}\uparrow}^l \dagger f_{\mathbf{k}\uparrow}^l - |\alpha_+|^2 f_{\mathbf{k}\downarrow}^l \dagger f_{\mathbf{k}\downarrow}^l \right) | \Psi_f \rangle \\ &= \frac{1}{2N_\Lambda} \sum_{\mathbf{k}} (|\alpha_-|^2 - |\alpha_+|^2) = 0. \end{aligned} \quad (77)$$

In the last line we used Eq. (38). At the mean-field level, we can then conclude that in the EMI phase there is no magnetic order; in particular, we can easily check that $\langle S_i^x \rangle = 0$. The only order which seems to be present is reflected in $\langle \Psi_f | \sum_{\mathbf{k}} \gamma \Psi_{\mathbf{k}}^\dagger \sigma^z \tau^z \Psi_{\mathbf{k}} | \Psi_f \rangle \neq 0$ being a remnant of the topological insulator phase.

In addition to the gauge field discussed above, one might also introduce another gauge field which couples to the z -component of the magnetization of the lowest (occupied) band. Following Ref. 72, a Chern–Simons like term coupling this magnetic gauge field to the electric one then may be induced. This might affect some spin properties in the EMI phase, especially in the XY plane. On the other hand, note that the magnetization

of the lowest band is non-local in real space and therefore we will address this issue elsewhere. We stress again that the EMI phase is associated with the hidden order $\langle \Psi_f | \sum_{\mathbf{k}} \gamma \Psi_{\mathbf{k}}^\dagger \sigma^z \tau^z \Psi_{\mathbf{k}} | \Psi_f \rangle \neq 0$.

In the phase diagram of Fig. 1 the region above the TBI phase has to be handled with care for $0 < \lambda < 0.1$ and is beyond the scope of this paper. In particular, in the absence of spin orbit coupling ($\lambda = 0$), mean-field slave rotor techniques predict a Mott insulator with gapless spin excitations⁶⁵. In the limit $\lambda \rightarrow 0$ we recover the earlier result of Lee and Lee⁶⁵, *i.e.*, $U_c = 1.68t$.

While we have clarified the question what the effect of a Hubbard onsite interaction is one could also consider nearest and next nearest neighbor repulsion with amplitudes V_1 and V_2 . Such a model in absence of spin orbit coupling was investigated by Raghu *et al.*³⁹. From the band Hartree Fock approach presented in Sec. IV we see, however, that the effect for small V_1 and V_2 is negligible. This is in correspondence with Ref. 39 where strong nearest and next nearest neighbor interactions are required to reach QSH phases while weak interactions leave the semi metal unchanged. As the intrinsic spin orbit interaction already opened a gap, V_1 and V_2 should be of the same order to affect the phase diagram. As large values of V_1 and V_2 are in the model under consideration somewhat unphysical, we can conclude that additional weak nearest and next nearest neighbor interactions are negligible for the KM model.

VI. CONCLUSION

We have investigated the Kane–Mele model in the presence of a Hubbard interaction as a paradigm for two-dimensional topological insulators with interactions. Using a mean-field procedure and exact arguments from the slave-rotor theory, we have shown that the topological band insulator phase characterized by a \mathbb{Z}_2 topological invariant is stable up to moderate interactions which are beyond the perturbative regime. The topological band insulator phase is separated from an exotic Mott insulator phase through $U_c(\lambda)$. This exotic Mott insulator phase is characterized by spin-charge separation; charge constituents are frozen in the Mott state while spin constituents are characterized by a hidden order reminiscent of the KM model^{6,39}. And for stronger interactions, passing $\tilde{U}_c(\lambda)$, the spin sector forms a spin density wave ordered phase. For very weak spin orbit interactions, other insulating phases reminiscent of the “gapless Mott insulator” phase of Pesin and Balents³⁸ might exist. Such phases should coincide in the limit $\lambda \rightarrow 0$ with the proposed scenario^{65,66} for the ordinary Hubbard model on the honeycomb lattice. Our work remains to be generalized, *e.g.* for the topological insulator phase on the diamond lattice⁷ with additional interactions with the hope to find a topological Mott insulator.

Acknowledgments

We acknowledge discussions with Joel Moore, Leon Balents, and Michael Hermele. This work was supported by NSF Grant No. DMR-0803200 and by the Yale Center for Quantum Information Physics (DMR-0653377). KLH also acknowledges support from CNRS at LPS Orsay, UMR 8502, and SR from the Deutsche Forschungsgemeinschaft (DFG) under Grant No. RA 1949/1-1.

Appendix A: Band basis

In this Appendix, we present some supplementary material concerning the band basis which was introduced in Sec. IV. First, let us check, that $T_\uparrow^\dagger T_\uparrow = T_\uparrow T_\uparrow^\dagger = 1$ and $T_\downarrow^\dagger T_\downarrow = T_\downarrow T_\downarrow^\dagger = 1$. We find the diagonal elements $|\alpha_\pm|^2 + |\beta_\pm|^2 = 1$ which can be easily checked. The off-diagonal elements are given by

$$\begin{aligned} \alpha_-^* \alpha_+ + \beta_-^* \beta_+ &= \mathcal{N}_- \mathcal{N}_+ (d_-^* d_+ + 1) \\ &= \mathcal{N}_- \mathcal{N}_+ \left(\frac{\gamma^2 - \varepsilon^2 + |g|^2}{|g|^2} \right) = 0. \end{aligned} \quad (\text{A1})$$

We will further need the following expressions,

$$\mathcal{N}_+ \mathcal{N}_- = \frac{|g|}{2\varepsilon} \quad \text{and} \quad \mathcal{N}_\pm^2 = \frac{|g|^2}{2(\varepsilon^2 \pm \gamma\varepsilon)}. \quad (\text{A2})$$

In the above transformations the limit $g \rightarrow 0$ should be handled with care as the original eigenvectors diverge. This is a consequence of the fact that the matrix $\mathcal{H}_{\mathbf{k}}$ is already diagonal for $t = 0$. To consider the case with $\lambda = 0$, we recover the transformation matrix (9) from Section II,

$$\lim_{\gamma \rightarrow 0} T_\uparrow = \lim_{\gamma \rightarrow 0} T_\downarrow = T_0. \quad (\text{A3})$$

In order to prepare the following part of the Section, we have to show explicitly, that $\sum_{\mathbf{k}} |\alpha_\pm(\mathbf{k})|^2 = \sum_{\mathbf{k}} |\beta_\pm(\mathbf{k})|^2 = N_\Lambda/2$. One can show that $|\alpha_\pm|^2 = |\beta_\mp|^2$ (which implies $|\alpha_+|^2 + |\alpha_-|^2 = 1$) and it is sufficient to consider $|\alpha_\pm|^2$ in the following. First we show that $|\alpha_\pm(\mathbf{k})|^2 + |\alpha_\pm(-\mathbf{k})|^2 = 1$ and then we argue that the result follows directly. By using $|g(-\mathbf{k})| = |g(\mathbf{k})|$, $\varepsilon(-\mathbf{k}) = \varepsilon(\mathbf{k})$, and $\gamma(-\mathbf{k}) = -\gamma(\mathbf{k})$ we could calculate $|\alpha_\pm(\mathbf{k})|^2 + |\alpha_\pm(-\mathbf{k})|^2 = 1$ explicitly. This is not necessary since the only thing we have to show is

$$|\alpha_-(\mathbf{k})|^2 = |\alpha_+(-\mathbf{k})|^2. \quad (\text{A4})$$

By looking at the definition of α_\pm and using $\gamma(-\mathbf{k}) = -\gamma(\mathbf{k})$, Eq. (A4) turns out to be correct. Now we have to divide the BZ into two parts, *e.g.* as follows: $\text{BZ} = \mathcal{K}_1 \cup \mathcal{K}_2$ with $\mathcal{K}_1 = \{\mathbf{k} \in [-\frac{2\pi}{3}, 0] \times [-\frac{4\pi}{3\sqrt{3}}, 0]\}$ and $\mathbf{k} \in [0, \frac{2\pi}{3}] \times [-\frac{4\pi}{3\sqrt{3}}, 0]\}$ while \mathcal{K}_2 contains the remainder of the BZ such that $\mathcal{K}_1 \cap \mathcal{K}_2 = 0$. This ensures that $\mathbf{k} \in \mathcal{K}_1$ implies $-\mathbf{k} \in \mathcal{K}_2$ and vice versa.

Hence we can split the sum over the BZ as

$$\begin{aligned} \sum_{\mathbf{k} \in \text{BZ}} |\alpha_{\pm}(\mathbf{k})|^2 &= \sum_{\mathbf{k} \in \mathcal{K}_1} |\alpha_{\pm}(\mathbf{k})|^2 + \sum_{\mathbf{k} \in \mathcal{K}_2} |\alpha_{\pm}(\mathbf{k})|^2 \\ &= \sum_{\mathbf{k} \in \mathcal{K}_1} (|\alpha_{\pm}(\mathbf{k})|^2 + |\alpha_{\pm}(-\mathbf{k})|^2) \\ &= \sum_{\mathbf{k} \in \mathcal{K}_1} 1 = N_{\Lambda}/2. \end{aligned} \quad (\text{A5})$$

Appendix B: Simple slave-rotor mean-field theory

In this Appendix, we perform a simple mean field decomposition for the KM model with Hubbard interactions which is rewritten in spinons and rotors. Starting from Eqs. (46) and (47), adding the rewritten interaction term $H_I = U/2 \sum_i L_i^2$, we assume that state vectors in the Hilbert space should have the form $|\Psi\rangle = |\Psi_f\rangle |\Psi_{\theta}\rangle$. Decoupling the rotor and fermion variables and treating the constraint by introducing a Lagrange multiplier h , we obtain effective Hamiltonians for spinon and rotor sector:

$$\begin{aligned} \mathcal{H}^f &= - \sum_{\langle ij \rangle \sigma} t_{ij}^{\text{eff}} f_{i\sigma}^a \dagger f_{j\sigma}^b + i \sum_{\langle\langle ij \rangle\rangle} \lambda_{ij}^{\text{eff}} \sum_{\sigma\sigma'} \nu_{ij} \sigma_{\sigma\sigma'}^z f_{i\sigma}^{\dagger} f_{j\sigma'} \\ &\quad - (\mu + h) \sum_{i\sigma} f_{i\sigma}^{\dagger} f_{i\sigma}, \end{aligned} \quad (\text{B1})$$

$$\begin{aligned} \mathcal{H}^{\theta} &= - \sum_{\langle ij \rangle} \mathcal{J}_{ij}^{\text{eff}} \cos(\theta_{ij}) + \sum_{\langle\langle ij \rangle\rangle} \mathcal{G}_{ij}^{\text{eff}} \cos(\theta_{ij}) \\ &\quad + \sum_i \left(\frac{U}{2} L_i^2 + h L_i \right). \end{aligned} \quad (\text{B2})$$

In the spinon sector we recover the original KM model expressed in f_{σ} operators rather than c_{σ} operators while the rotor sector corresponds to a quantum-XY like model for the phase variables. The effective amplitudes are determined by the following self-consistent equations,

$$t_{ij}^{\text{eff}} = t \langle \cos(\theta_{ij}) \rangle_{\theta}, \quad (\text{B3})$$

$$\lambda_{ij}^{\text{eff}} = \lambda \langle \cos(\theta_{ij}) \rangle_{\theta}, \quad (\text{B4})$$

$$\mathcal{J}_{ij}^{\text{eff}} = t \sum_{\sigma} \left\langle f_{i\sigma}^a \dagger f_{j\sigma}^b \right\rangle_f, \quad (\text{B5})$$

$$\mathcal{G}_{ij}^{\text{eff}} = \lambda \sum_{\sigma\sigma'} \left\langle i \nu_{ij} \sigma_{\sigma\sigma'}^z f_{i\sigma}^{\dagger} f_{j\sigma'} \right\rangle_f. \quad (\text{B6})$$

The expectation values are taken with respect to $|\Psi_f\rangle$ or $|\Psi_{\theta}\rangle$, respectively. In the following, we show the main steps in finding the self consistency equations and the phase transition within this simple approach. In fact, it is the analogous calculation for the honeycomb lattice to Sec. III. B. 2. and 3. of Ref. 61 for cubic lattices. We restrict ourselves to the case $\lambda = 0$; the Hamiltonian \mathcal{H}^f

reads in momentum space

$$\mathcal{H}^f = - \sum_{\mathbf{k}\sigma} \left(f_{\mathbf{k}\sigma}^a \dagger, f_{\mathbf{k}\sigma}^b \dagger \right) \begin{pmatrix} \mu + h & Zg \\ Zg^* & \mu + h \end{pmatrix} \begin{pmatrix} f_{\mathbf{k}\sigma}^a \\ f_{\mathbf{k}\sigma}^b \end{pmatrix}. \quad (\text{B7})$$

Here we decomposed the expectation value simply as $\langle \cos(\theta_i - \theta_j) \rangle \approx \langle \cos \theta \rangle^2 = Z$. By diagonalization of the matrix in Eq. (B7) we obtain the lower and upper band,

$$\epsilon_{\pm} = \pm Z|g| - (\mu + h). \quad (\text{B8})$$

We stress again that our constraint is differently chosen compared to Ref. 61 where it is given by $\sum_{\sigma} f_{i\sigma}^{\dagger} f_{i\sigma} - L = 1$. In the constraint used in this paper the L term appears with a positive sign. The difference is due to the different definition of the fermions in term of spinons and rotors, see Eq. (6) of Ref. 61. Now, the Lagrange multiplier h is defined from the following constraint equation:

$$\langle L \rangle_{\theta} = - \sum_{\sigma} \left(\langle f_{i\sigma}^{\dagger} f_{i\sigma} \rangle_f - \frac{1}{2} \right). \quad (\text{B9})$$

To proceed further, we treat \mathcal{H}^{θ} , which corresponds to a quantum XY model, at the mean-field level. The applied approximation, $\cos(\theta_{ij}) \approx 2 \cos(\theta_i) \langle \cos(\theta_j) \rangle - \text{const.}$, reduces the rotor Hamiltonian to a mean-field Hamiltonian of independent sites:

$$H_{\text{MF}}^{\theta} = H_0 + H_I = \sum_i \left(\frac{U}{2} L_i^2 - h L_i \right) + \sum_i K \cos \theta_i. \quad (\text{B10})$$

Here the coupling constant K is given by

$$K = -2t \sum_{\sigma} \sum_j \langle f_{i\sigma}^a \dagger f_{j\sigma}^b \rangle_f \langle \cos \theta_j \rangle_{\theta}. \quad (\text{B11})$$

As long as we are in the rotor-condensed phase, we can assume $\langle \cos \theta_j \rangle \equiv \langle \cos \theta \rangle$ which allows us to evaluate K ,

$$\begin{aligned} K &= 2 \langle \cos \theta \rangle \sum_{\sigma} \frac{1}{N_{\Lambda}} (-t) \sum_{\mathbf{k}} (g/t) \langle f_{\mathbf{k}\sigma}^a \dagger f_{\mathbf{k}\sigma}^b \rangle \\ &= 4 \langle \cos \theta \rangle \frac{1}{N_{\Lambda}} \sum_{\mathbf{k}} -g \frac{g^*}{2|g|} \langle f_{\mathbf{k}\sigma}^l \dagger f_{\mathbf{k}\sigma}^l \rangle \\ &= 2 \frac{1}{N_{\Lambda}} \sum_{\mathbf{k}} -|g| \langle \cos \theta \rangle \equiv 2 \bar{\epsilon}(1/2) \langle \cos \theta \rangle. \end{aligned} \quad (\text{B12})$$

The matrix elements in the previous equation are easily calculated using the definitions of Sec. IV,

$$\langle f_{\mathbf{k}\sigma}^a \dagger f_{\mathbf{k}\sigma}^b \rangle = \begin{cases} -\alpha_{-}^* \beta_{-} \langle l_{\mathbf{k}\uparrow}^{\dagger} l_{\mathbf{k}\uparrow} \rangle & \gamma \equiv 0 \quad \frac{1}{2} \frac{g^*}{|g|}, \\ \alpha_{+}^* \beta_{+} \langle l_{\mathbf{k}\downarrow}^{\dagger} l_{\mathbf{k}\downarrow} \rangle & \gamma \equiv 0 \quad \frac{1}{2} \frac{g^*}{|g|}. \end{cases} \quad (\text{B13})$$

We define the half-bandwidth $D = 3t$ for the honeycomb lattice, and find numerically the result

$$D \sum_{\sigma} \langle f_{i\sigma}^a \dagger f_{j\sigma}^b \rangle = |\bar{\epsilon}(1/2)| \simeq 1.57. \quad (\text{B14})$$

Now let us consider Eq. (B9),

$$\begin{aligned}
\langle L \rangle &= - \sum_{\sigma} \left(\langle f_{i\sigma}^{\dagger} f_{i\sigma} \rangle - \frac{1}{2} \right) \\
&= - \sum_{\sigma} \left(\frac{1}{N_{\Lambda}} \sum_{\mathbf{k}} \left(\frac{1}{2} \langle f_{\mathbf{k}\sigma}^l \dagger f_{\mathbf{k}\sigma}^l \rangle + \frac{1}{2} \langle f_{\mathbf{k}\sigma}^u \dagger f_{\mathbf{k}\sigma}^u \rangle \right) - \frac{1}{2} \right) \\
&= -2 \left(\frac{1}{2} - \frac{1}{2} \right) = 0,
\end{aligned} \tag{B15}$$

where we assumed that the lower band is completely filled while the upper band is empty. Also, since we still assume the half filled case, Eq. (40) of Ref. 61 is easily

$$n = \frac{1}{2} \sum_{\sigma} \langle f_{i\sigma}^{\dagger} f_{i\sigma} \rangle = \frac{1}{2} \sum_{\sigma} \frac{1}{2} = \frac{1}{2}. \tag{B16}$$

This is equivalent to set $\mu + h = 0$. Thus, we can also introduce $\mu_0(n)$ which is defined as:

$$\mu_0(n) = \frac{h + \mu}{Z} \xrightarrow{\text{half filling}} 0. \tag{B17}$$

Similar to Ref. 61 we obtain the Green's function

$$G_{fl}(\mathbf{k}, i\omega_n)^{-1} = i\omega_n - Z\varepsilon_{\mathbf{k}}. \tag{B18}$$

As a last step $\langle \cos \theta \rangle$ has to be calculated. Following Ref. 61 we calculate it in first order perturbation theory in K . We start with $\langle \cos \theta \rangle = \langle \psi_{l_n}^{(1)} | \cos \theta | \psi_{l_n}^{(1)} \rangle$ where

$$|\psi_{l_n}^{(1)}\rangle = |l_n\rangle + \sum_{l \neq l_n} \frac{\langle l | \cos \theta | l_n \rangle}{E_{l_n} - E_l} |l\rangle. \tag{B19}$$

To first order in K only the ‘‘mixed’’ element contributes:

$$\langle \cos \theta \rangle = 2K \sum_{l \neq l_n} \frac{|\langle l | \cos \theta | l_n \rangle|^2}{E_{l_n} - E_l}. \tag{B20}$$

The energies are given by $E_l = 1/(2U)(UL + h)^2 + \text{const.}$ and the matrix elements by $\frac{1}{4} |\langle l | e^{i\theta} + e^{-i\theta} | l_n \rangle|^2 = \frac{1}{4} (\delta_{l, l_n-1} + \delta_{l, l_n+1})$. Altogether we find the result

$$\langle \cos \theta \rangle = -\frac{2K}{U}, \tag{B21}$$

which is in agreement with Ref. 61 at half filling. Then we substitute $\langle \cos \theta \rangle$ in Eq. (B12) and obtain finally

$$U_c = -4\varepsilon(1/2) = 4|\varepsilon(1/2)|. \tag{B22}$$

By means of Eq. (B14) we find the phase transition at

$$U_c^{\infty} \simeq 6.30 t, \tag{B23}$$

which should be considered as the correct result in $d = \infty$ dimensions. In this Appendix, we used a simple mean-field approximation with the severe restriction $Z = \langle \cos(\theta_{ij}) \rangle$. This approximation might be justified in large dimensions. Therefore, we can assume that the result U_c^{∞} is exact in $d = \infty$.

Appendix C: Derivation of Green's functions

In this Appendix, we pedagogically show all the relevant steps starting from the slave rotor Hamiltonian to the Green's functions. We have omitted this part in Sec. V for the sake of clarity. The slave rotor Hamiltonian reads

$$\begin{aligned}
\mathcal{H} &= -t \sum_{\langle ij \rangle} \sum_{\sigma} \left(f_{i\sigma}^a \dagger f_{j\sigma}^b e^{-i\theta_{ij}} + \text{h.c.} \right) \\
&\quad + i\lambda \sum_{\langle\langle ij \rangle\rangle} \sum_{\sigma\sigma'} \nu_{ij} \sigma_{\sigma\sigma'}^z f_{i\sigma}^{\dagger} f_{j\sigma'} e^{-i\theta_{ij}} \\
&\quad - \mu \sum_{i,\sigma} f_{i\sigma}^{\dagger} f_{i\sigma} + \frac{U}{2} \sum_i L_i^2,
\end{aligned} \tag{C1}$$

where we still have to fulfill the constraint Eq. (45) with the Lagrange multiplier h . Then, the action is built from

$$S_0 \equiv \int_0^{\beta} d\tau \left[-iL \partial_{\tau} \theta + \mathcal{H} + f^{\dagger} \partial_{\tau} f \right], \tag{C2}$$

where the first two terms correspond to the Legendre transform between \mathcal{H} and \mathcal{L} and we are switching from phase and angular momentum operator (θ, L) to fields $(\theta, \partial_{\tau} \theta)$. Here L and $\partial_{\tau} \theta$ are related as follows,

$$i\partial_{\tau} \theta = \frac{\partial \mathcal{H}}{\partial L}, \tag{C3}$$

which yields $L = (i/U) \partial_{\tau} \theta$. We obtain the action

$$\begin{aligned}
S_0 &= \int_0^{\beta} d\tau \left[\sum_{i\sigma} f_{i\sigma}^* (\partial_{\tau} - \mu + h_i) f_{i\sigma} + \frac{1}{2U} \sum_i (\partial_{\tau} \theta_i + i h_i)^2 \right. \\
&\quad \left. + \sum_i \left(-h_i + \frac{h_i^2}{2U} \right) - t \sum_{\langle ij \rangle} \left(\sum_{\sigma} f_{i\sigma}^{a*} f_{j\sigma}^b e^{-i\theta_{ij}} + \text{c.c.} \right) + \lambda \sum_{\langle\langle ij \rangle\rangle} \left(\sum_{\sigma\sigma'} i\nu_{ij} \sigma_{\sigma\sigma'}^z f_{i\sigma}^* f_{j\sigma'} e^{-i\theta_{ij}} \right) \right].
\end{aligned} \tag{C4}$$

Now we have the choice to decompose the hopping and spin orbit terms either in a standard way (as Florens and Georges did⁶¹) or in a more elaborate way (as Lee and Lee did⁶⁵) to obtain a low energy effective theory. Since we are mainly interested in the transition line to the Mott phase we restrict ourselves to the first way for the moment. Thus we will use again the decomposition $\alpha\beta \approx \langle\alpha\rangle\beta + \alpha\langle\beta\rangle - \langle\alpha\rangle\langle\beta\rangle$ with

$$\begin{aligned}\alpha_{ij} &= \sum_{\sigma} f_{i\sigma}^a {}^* f_{j\sigma}^b, & \langle\alpha_{ij}\rangle &\equiv Q_X, \\ \beta_{ij} &= \exp(-i\theta_{ij}), & \langle\beta_{ij}\rangle &\equiv Q_f,\end{aligned}$$

for the hopping term and

$$\begin{aligned}\alpha'_{ij} &= \sum_{\sigma\sigma'} i\nu_{ij}\sigma_{\sigma\sigma'}^z f_{i\sigma}^* f_{j\sigma'}, & \langle\alpha'_{ij}\rangle &\equiv Q'_X, \\ \beta'_{ij} &= \exp(-i\theta_{ij}), & \langle\beta'_{ij}\rangle &\equiv Q'_f,\end{aligned}$$

for the spin-orbit term. Then we replace the exponentials $\exp(i\theta_i)$ by complex bosonic fields $X(\tau)$ which are constraint via $|X_i|^2 = 1$. This constraint is imposed by a complex Lagrange multiplier ρ_i . Then the decomposed Lagrangian has the form

$$S = S' + S'' + S''' , \quad (\text{C5})$$

where S' contains the hopping term, S'' the spin orbit term, and S''' the other terms. S' is given by

$$\begin{aligned}S' &\approx \int_0^\beta d\tau \left[-|t|Q_X \sum_{\langle ij \rangle} X_i^* X_j + \text{c.c.} \right. \\ &\quad \left. - |t|Q_f \sum_{\langle ij \rangle} \sum_{\sigma} f_{i\sigma}^* f_{j\sigma} + \text{c.c.} + |t| \sum_{ij} Q_f Q_X \right] \quad (\text{C6}) \\ &= \int_0^\beta d\tau \left[\mathcal{L}_X + \mathcal{L}_f + \dots \right].\end{aligned}$$

The second term S'' is given by

$$\begin{aligned}S'' &\approx \int_0^\beta d\tau \left[\lambda Q'_X \sum_{\langle\langle ij \rangle\rangle} X_i^* X_j + \text{c.c.} \right. \\ &\quad \left. + \lambda Q'_f \sum_{\langle\langle ij \rangle\rangle} \sum_{\sigma\sigma'} i\nu_{ij}\sigma_{\sigma\sigma'}^z f_{i\sigma}^* f_{j\sigma'} + \lambda \sum_{\langle\langle ij \rangle\rangle} Q'_f Q'_X \right] \\ &= \int_0^\beta d\tau \left[\mathcal{L}'_X + \mathcal{L}'_f + \dots \right]. \quad (\text{C7})\end{aligned}$$

Introducing the X -fields changes the Hubbard term such as

$$(\partial_\tau \theta_i + h_i)^2 = [(i\partial_\tau + h_i) X_i^*][(-i\partial_\tau + h_i) X_i], \quad (\text{C8})$$

and the term S''' becomes the form

$$\begin{aligned}S''' &= \frac{1}{2U} \sum_i [(i\partial_\tau + h_i) X_i^*][(-i\partial_\tau + h_i) X_i] \\ &\quad + \sum_i \rho_i |X_i|^2 + \sum_{i\sigma} f_{i\sigma}^* (\partial_\tau - \mu + h_i) f_{i\sigma} + \dots \\ &= \int_0^\beta d\tau \left[\mathcal{L}''_X + \mathcal{L}''_f + \dots \right]. \quad (\text{C9})\end{aligned}$$

Here and in the previous equations the ellipsis corresponds to the other terms which are independent of f_σ and X . The Fourier-transform of \mathcal{L}_X and \mathcal{L}_f leads in the (u, l) basis to the bands obtained earlier:

$$\begin{aligned}\mathcal{L}_X &= Q_X \sum_{\mathbf{k}} (-g(\mathbf{k})) X_{\mathbf{k}}^{a*} X_{\mathbf{k}}^b + \text{c.c.} \\ &= Q_X \sum_{\mathbf{k}} (-|g|) X_{\mathbf{k}}^{l*} X_{\mathbf{k}}^l + |g| X_{\mathbf{k}}^{u*} X_{\mathbf{k}}^u, \quad (\text{C10})\end{aligned}$$

$$\begin{aligned}\mathcal{L}_f &= Q_f \sum_{\mathbf{k}\sigma} (-g(\mathbf{k})) f_{\mathbf{k}\sigma}^a {}^* f_{\mathbf{k}\sigma}^b + \text{c.c.} \\ &= Q_f \sum_{\mathbf{k}\sigma} (-|g|) f_{\mathbf{k}\sigma}^l {}^* f_{\mathbf{k}\sigma}^l + |g| f_{\mathbf{k}\sigma}^u {}^* f_{\mathbf{k}\sigma}^u. \quad (\text{C11})\end{aligned}$$

For the X -part of the spin orbit term \mathcal{L}'_X we find the following expression:

$$\begin{aligned}\mathcal{L}'_X &= Q'_X \sum_{\mathbf{k}} \lambda g_2(\mathbf{k}) \left(X_{\mathbf{k}}^{a*} X_{\mathbf{k}}^a + X_{\mathbf{k}}^{b*} X_{\mathbf{k}}^b \right) \\ &= Q'_X \sum_{\mathbf{k}} \lambda g_2(\mathbf{k}) \left(X_{\mathbf{k}}^{l*} X_{\mathbf{k}}^l + X_{\mathbf{k}}^{u*} X_{\mathbf{k}}^u \right), \quad (\text{C12})\end{aligned}$$

where $g_2(\mathbf{k})$ is the usual next-nearest neighbor hopping contribution as defined in Eq. (19). The last term which must be transformed into momentum space is \mathcal{L}'_f which clearly produces the γ -term. Therefore we will add \mathcal{L}_f to \mathcal{L}'_f in the (f_σ^a, f_σ^b) basis and then transform both terms to the (f_σ^l, f_σ^u) basis as we did with the original bands of the KM model:

$$\begin{aligned}\mathcal{L}_f + \mathcal{L}'_f &= \sum_{\mathbf{k}\sigma} Q_f \left(-g(\mathbf{k}) f_{\mathbf{k}\sigma}^a {}^* f_{\mathbf{k}\sigma}^b - g(\mathbf{k})^* f_{\mathbf{k}\sigma}^b {}^* f_{\mathbf{k}\sigma}^a \right) + \\ &\quad \sum_{\mathbf{k}\sigma\sigma'} \sigma_{\sigma\sigma'}^z Q'_f \gamma \left(f_{\mathbf{k}\sigma}^a {}^* f_{\mathbf{k}\sigma'}^a - f_{\mathbf{k}\sigma}^b {}^* f_{\mathbf{k}\sigma'}^b \right) \\ &= \sum_{\mathbf{k}\sigma} -\Sigma_{\mathbf{k}} f_{\mathbf{k}\sigma}^l {}^* f_{\mathbf{k}\sigma}^l + \Sigma_{\mathbf{k}} f_{\mathbf{k}\sigma}^u {}^* f_{\mathbf{k}\sigma}^u. \quad (\text{C13})\end{aligned}$$

Here we have introduced the renormalized KM spectrum for the spinon sector,

$$\Sigma_{\mathbf{k}} = \sqrt{(Q_f |g|)^2 + (Q'_f \gamma)^2}. \quad (\text{C14})$$

Finally we find the imaginary time Green's function for the f_σ^l fields, where we defined

$$G_{fl} = \frac{1}{i\omega_n - \Sigma_{\mathbf{k}}}, \quad (\text{C15})$$

$$\xi_{\mathbf{k}} = -Q_X |g(\mathbf{k})| + Q'_X \lambda g_2(\mathbf{k}). \quad (\text{C17})$$

and for the X fields,

$$G_X = \frac{1}{\nu_n^2/U + \rho + \xi_{\mathbf{k}}} \quad (\text{C16})$$

Appendix D: Matsubara Sum

In the self-consistency equations (65), (72), and (74) we had to evaluate the following Matsubara sum:

$$\begin{aligned} & \frac{1}{\beta} \sum_n G_X(\mathbf{k}, i\nu_n) \\ &= \frac{U}{\beta} \sum_n \frac{1}{\nu_n^2 + U(\rho + \xi_{\mathbf{k}})} \\ &= \frac{U}{\beta} \sum_n \frac{1}{(i\nu_n + A)(-i\nu_n + A)}, \end{aligned} \quad (\text{D1})$$

where $A = \sqrt{U(\rho + \xi_{\mathbf{k}})}$. By taking the corresponding contour, we find

$$\begin{aligned} 0 &= \oint_C \frac{n_B(z)}{(z+A)(z-A)} dz \\ &= 2\pi i \frac{1}{\beta} \sum_{n=0, \pm 1, \pm 2, \dots} \frac{1}{(i\nu_n + A)(-i\nu_n + A)} \\ &\quad - 2\pi i \left[\frac{n_B(A)}{2A} - \frac{n_B(-A)}{2A} \right], \end{aligned} \quad (\text{D2})$$

where $n_B(z) = (\exp(\beta z) - 1)^{-1}$ is the Bose function. The last equation then implies:

$$\begin{aligned} & \frac{1}{\beta} \sum_{n \in \mathbb{Z}} \frac{1}{(i\nu_n + A)(-i\nu_n + A)} \\ &= \frac{1}{2A} [n_B(A) - n_B(-A)] \\ &= \frac{\coth(\beta A/2)}{2A} \xrightarrow{T \rightarrow 0} \frac{1}{2A}. \end{aligned} \quad (\text{D3})$$

At zero temperature we find the result

$$\frac{1}{\beta} \sum_n G_X(\mathbf{k}, i\nu_n) = \frac{U}{2\sqrt{U(\rho + \xi_{\mathbf{k}})}}. \quad (\text{D4})$$

- * Electronic address: stephan.rachel@yale.edu
† Electronic address: karyn.lehur@yale.edu
- ¹ X.-L. Qi and S.-C. Zhang, *Phys. Today* **63**, 33 (2010).
 - ² M. Z. Hasan and C. L. Kane, arXiv:1002.3895.
 - ³ J. Moore, *Nature Phys.* **4**, 270 (2008); *ibid.* **5**, 378 (2009).
 - ⁴ M. Büttiker, *Science* **325**, 278 (2009).
 - ⁵ C. L. Kane and E. J. Mele, *Phys. Rev. Lett.* **95**, 146802 (2005).
 - ⁶ C. L. Kane and E. J. Mele, *Phys. Rev. Lett.* **95**, 226801 (2005).
 - ⁷ L. Fu, C. L. Kane, and E. J. Mele, *Phys. Rev. Lett.* **98**, 106803 (2007).
 - ⁸ J. E. Moore and L. Balents, *Phys. Rev. B* **75**, 121306(R) (2007).
 - ⁹ R. Roy, *Phys. Rev. B* **79**, 195322 (2009).
 - ¹⁰ B. A. Bernevig, T. L. Hughes, and S.-C. Zhang, *Science* **314**, 1757 (2006).
 - ¹¹ L. Fu and C. L. Kane, *Phys. Rev. B* **76**, 045302 (2007).
 - ¹² H. Zhang, C.-X. Liu, X.-L. Qi, X. Dai, Z. Fang, and S.-C. Zhang, *Nature Phys.* **5**, 438 (2009).
 - ¹³ M. König, S. Wiedmann, C. Brüne, A. Roth, H. Buhmann, L. W. Molenkamp, X.-L. Qi, and S.-C. Zhang, *Science* **318**, 766 (2007).
 - ¹⁴ D. Hsieh, D. Qian, L. Wray, Y. S. Hor, R. J. Cava, and M. Z. Hasan, *Nature* **452**, 970 (2008).
 - ¹⁵ D. Hsieh *et al.*, *Science* **323**, 919 (2009).
 - ¹⁶ Y. Xia *et al.*, *Nature Phys.* **5**, 398 (2009).
 - ¹⁷ Y. L. Chen *et al.*, *Science* **325**, 178 (2009).
 - ¹⁸ P. Roushan, J. Seo, C. V. Parker, Y. S. Hor, D. Hsieh, D. Qian, A. Richardella, M. Z. Hasan, R. J. Cava, and A. Yazdani, *Nature* **460**, 1106 (2009).
 - ¹⁹ D. Hsieh *et al.*, *Nature* **460**, 1101 (2009).
 - ²⁰ C. Xu and J. E. Moore, *Phys. Rev. B* **73**, 045322 (2006).
 - ²¹ D. N. Sheng, Z. Y. Weng, L. Sheng, and F. D. M. Haldane, *Phys. Rev. Lett.* **97**, 036808 (2006).
 - ²² X.-L. Qi, Y.-S. Wu, and S.-C. Zhang, *Phys. Rev. B* **74**, 045125 (2006).
 - ²³ L. Fu and C. L. Kane, *Phys. Rev. B* **74**, 195312 (2006).
 - ²⁴ C. Wu, B. A. Bernevig, and S.-C. Zhang, *Phys. Rev. Lett.* **96**, 106401 (2006).
 - ²⁵ J. C. Y. Teo, L. Fu, and C. L. Kane, *Phys. Rev. B* **78**, 045426 (2008).
 - ²⁶ S.-S. Lee and S. Ryu, *Phys. Rev. Lett.* **100**, 186807 (2008).
 - ²⁷ M. Levin and A. Stern, *Phys. Rev. Lett.* **103**, 196803 (2009).
 - ²⁸ E. Prodan, *Phys. Rev. B* **80**, 125327 (2009).
 - ²⁹ Z. Wang, N. Hao, and P. Zhang, arXiv:0906.5118.
 - ³⁰ D.-H. Lee, arXiv:0908.2490.
 - ³¹ C. Xu, arXiv:0908.2147.
 - ³² F. D. M. Haldane, *Phys. Rev. Lett.* **61**, 2015 (1988).
 - ³³ A. H. Castro Neto, F. Guinea, N. M. R. Peres, K. S. Novoselov, and A. K. Geim, *Rev. Mod. Phys.* **81**, 109 (2009).
 - ³⁴ P. Ghaemi and F. Wilczek, arXiv:0709.2626.
 - ³⁵ D. L. Bergman and K. Le Hur, *Phys. Rev. B* **79**, 184520 (2009).
 - ³⁶ G. Jackeli and G. Khaliullin, *Phys. Rev. Lett.* **102**, 017205 (2009).
 - ³⁷ A. Shitade, H. Katsura, J. Kunes, X.-L. Qi, S.-C. Zhang, and N. Nagaosa, *Phys. Rev. Lett.* **102**, 256403 (2009).
 - ³⁸ D. A. Pesin and L. Balents, arXiv:0907.2962.
 - ³⁹ S. Raghu, X.-L. Qi, C. Honerkamp, and S.-C. Zhang, *Phys. Rev. Lett.* **100**, 156401 (2008).
 - ⁴⁰ C. Weeks and M. Franz, arXiv:0910.3450.
 - ⁴¹ H.-M. Guo and M. Franz, *Phys. Rev. B* **80**, 113102 (2009).
 - ⁴² A. Rüegg, J. Wen, and G. A. Fiete, arXiv:0911.4722.
 - ⁴³ J. Li, R.-L. Chu, J. K. Jain, and S.-Q. Shen, *Phys. Rev. Lett.* **102**, 136802 (2009).
 - ⁴⁴ C. W. Groth, M. Wimmer, A. R. Akhmerov, J. Tworzydło, and C. W. J. Beenakker, *Phys. Rev. Lett.* **103**, 196805 (2009).
 - ⁴⁵ P. M. Ostrovsky, I. V. Gornyi, and A. D. Mirlin, arXiv:0910.1338.
 - ⁴⁶ R. R. Biswas and A. V. Balatsky, arXiv:0910.4604.
 - ⁴⁷ X.-L. Qi, T. L. Hughes, and S.-C. Zhang, *Phys. Rev. B* **78**, 195424 (2008).
 - ⁴⁸ F. Wilczek, *Phys. Rev. Lett.* **58**, 1799 (1987).
 - ⁴⁹ Q.-F. Sun and X. C. Xie, *Phys. Rev. Lett.* **104**, 066805 (2010).
 - ⁵⁰ H. Lin, L. A. Wray, Y. Xia, S. Jia, R. J. Cava, A. Bansil, and M. Z. Hasan, arXiv:1003.0155.
 - ⁵¹ S. Chadov, X. Qi, J. Kübler, G. H. Fecher, C. Felser, and S.-C. Zhang, arXiv:1003.0193.
 - ⁵² I. Bloch, J. Dalibard, and W. Zwerger, *Rev. Mod. Phys.* **80**, 885 (2008).
 - ⁵³ Y.-J. Lin, R. L. Compton, K. Jiménez-García, J. V. Porto, and I. B. Spielman, *Nature* **462**, 628 (2009).
 - ⁵⁴ N. Goldman, I. Satija, P. Nikolic, A. Bermudez, M. A. Martin-Delgado, M. Lewenstein, and I. B. Spielman, arXiv:1002.0219.
 - ⁵⁵ T. D. Stanescu, V. Galitski, J. Vaishnav, C. W. Clark, and S. D. Sarma, *Phys. Rev. A* **79**, 053639 (2009).
 - ⁵⁶ T. D. Stanescu, V. Galitski, and S. Das Sarma, arXiv:0912.3559.
 - ⁵⁷ M. W. Young, S.-S. Lee, and C. Kallin, *Phys. Rev. B* **78**, 125316 (2008).
 - ⁵⁸ Y. Ran, A. Vishwanath, and D.-H. Lee, *Phys. Rev. Lett.* **101**, 086801 (2008).
 - ⁵⁹ X.-L. Qi and S.-C. Zhang, *Phys. Rev. Lett.* **101**, 086802 (2008).
 - ⁶⁰ S. Florens and A. Georges, *Phys. Rev. B* **66**, 165111 (2002).
 - ⁶¹ S. Florens and A. Georges, *Phys. Rev. B* **70**, 035114 (2004).
 - ⁶² E. Zhao and A. Paramekanti, *Phys. Rev. B* **76**, 195101 (2007).
 - ⁶³ S. Sorella and E. Tosatti, *Europhys. Lett.* **19**, 699 (1996).
 - ⁶⁴ S. A. Jafari, *Eur. Phys. J. B* **68**, 537 (2009).
 - ⁶⁵ S.-S. Lee and P. A. Lee, *Phys. Rev. Lett.* **95**, 036403 (2005).
 - ⁶⁶ M. Hermele, *Phys. Rev. B* **76**, 035125 (2007).
 - ⁶⁷ I. F. Herbut, *Phys. Rev. Lett.* **97**, 146401 (2006).
 - ⁶⁸ H. Feldner, Z. Y. Meng, A. Honecker, D. Cabra, S. Wessel, and F. F. Assaad, arXiv:0910.5360.
 - ⁶⁹ A. Auerbach, *Interacting electrons and quantum magnetism* (Springer, New York, 1994).
 - ⁷⁰ J. Fouet, P. Sindzingre, and C. Lhuillier, *Eur. Phys. J. B* **20**, 241 (2001).
 - ⁷¹ A. M. Polyakov, *Phys. Lett.* **59B**, 82 (1975).
 - ⁷² M. Hermele, Y. Ran, P. A. Lee, and X.-G. Wen, *Phys. Rev. B* **77**, 224413 (2008).