

Fermi-LAT restrictions on UHECRs and cosmogenic neutrinos

V. Berezhinsky,¹ A. Gazizov,^{1,2} M. Kachelrieß,² and S. Ostapchenko^{2,3}

¹*INFN, Laboratori Nazionali del Gran Sasso, I-67010 Assergi (AQ), Italy*

²*Institutt for fysikk, NTNU, Trondheim, Norway*

³*D. V. Skobeltsyn Institute of Nuclear Physics, Moscow State University, Russia*

(Dated: March 6, 2010)

Ultrahigh energy cosmic ray (UHECR) protons interacting with the cosmic microwave background (CMB) produce UHE electrons and gamma-rays that in turn initiate electromagnetic cascades on CMB and infrared photons. As a result, a background of diffuse isotropic gamma radiation is accumulated in the energy range $E \lesssim 100$ GeV. The Fermi-LAT collaboration has recently reported a measurement of the extragalactic diffuse background finding it less intense and softer than previously measured by EGRET. We show that this new result constrains UHECR models and the flux of cosmogenic neutrinos. In particular, it excludes models with cosmogenic neutrino fluxes detectable by existing neutrino experiments, while next-generation detectors as e.g. JEM-EUSO can observe neutrinos only for extreme assumptions.

Introduction.—The origin of ultrahigh energy cosmic rays (UHECRs) is not yet established despite more than 50 years of research. Natural candidates as UHECR primaries are extragalactic protons from astrophysical sources. In this case, interactions of UHE protons with the cosmic microwave background (CMB) leave their imprint on the UHECR energy spectrum in the form of the Greisen-Zatsepin-Kuzmin (GZK) cutoff [1] and a pair-production dip [2, 3].

The GZK cutoff is a steepening of the proton spectrum at the energy $E_{\text{GZK}} \approx (4 - 5) \times 10^{19}$ eV, caused by photo-pion production on the CMB. Such a steepening has been observed by the HiRes [4] and the Auger collaborations [5]. An immediate consequence of the dominance of extragalactic protons in the CR flux and their interaction with CMB photons is the existence of ultrahigh energy (“cosmogenic”) neutrinos produced by charged pion decays, as suggested first in Ref. [6].

Another signature for extragalactic protons is a pair-production dip in the CR flux around 5×10^{18} eV, which is clearly seen in the experimental data. Photons and positrons from pion decay and $p + \gamma_{\text{CMB}} \rightarrow p + e^+ + e^-$ pair-production initiate electromagnetic cascades on CMB and infrared photons, dumping all the energy injected into cascade particles below the pair-production threshold at ~ 100 GeV.

Clearly, the production of neutrinos is thus intimately tied to the one of photons and electrons, and both depend in turn on the flux of primary cosmic rays. While UHE photons and electrons start electromagnetic cascades by scattering on photons from the extragalactic background light (EBL), neutrinos reach us suffering no collisions. Therefore, the measurement of the diffuse extragalactic gamma-ray background (EGRB) can be used to impose a strict upper limit on possible high energy neutrino fluxes, as suggested first in Ref. [7].

In the present work, we use a recently reported measurement [8] of the EGRB by Fermi-LAT to constrain models of extragalactic ultrahigh energy sources. We show that the observed fast decrease of the EGRB with energy, $J(E) \propto E^{-2.41}$, already constrains models of ex-

tragalactic UHECR sources. In particular, versions of the dip model with strong redshift evolution contradict the Fermi data, while this model without, or with weak, redshift evolution remains viable. Moreover, the Fermi data allows us to derive a strong upper limit on the diffuse UHE neutrino flux. As a result, we conclude that detection of cosmogenic neutrinos requires us to increase the sensitivity of UHE neutrino experiments by a factor 10 compared to current levels. The maximal energy density of cascade radiation $\omega_{\text{cas}}^{\text{max}} \approx 5.8 \times 10^{-7}$ eV/cm³ allowed by the Fermi-LAT data can be used to select viable UHECRs models without explicitly calculating electromagnetic cascade processes. Since we aim to obtain the largest possible neutrino fluxes and the production of UHE neutrinos with $E_\nu \gtrsim 10^{17}$ eV by nuclei is strongly suppressed, we consider the case that protons dominate the flux of UHECR at least above the ankle.

Analytical calculations—The two basic processes driving an electromagnetic cascade are pair production (PP) $\gamma\gamma_b \rightarrow e^+e^-$ and inverse Compton scattering (IC) $e^\pm\gamma_b \rightarrow e^\pm\gamma$ on background photons γ_b . The cascade develops very fast with a minimal interaction length $l_{\text{int}}(E) \sim 10$ kpc until it reaches the pair creation threshold. From that point on, electrons emit photons in the Thomson regime while photons have stopped interacting. Their spectrum can be estimated analytically [7, 9] in terms of the production rate of the cascade photons $Q_\gamma^{\text{cas}}(E)$ per unit volume as

$$Q_\gamma^{\text{cas}}(E) = \begin{cases} K(E/\varepsilon_X)^{-3/2} & \text{for } E \leq \varepsilon_X, \\ K(E/\varepsilon_X)^{-2} & \text{for } \varepsilon_X \leq E \leq \varepsilon_a, \end{cases} \quad (1)$$

with a steepening at $E > \varepsilon_a$. Here, ε_a is the minimal absorption energy of a cascade photon scattering on the EBL, and ε_X is the energy of a photon emitted by an electron/positron ($e_X + \gamma \rightarrow e' + \gamma_X$), which is in turn produced by a photon γ_a (via $\gamma_a + \gamma_{\text{IR}} \rightarrow e_X^+ + e_X^-$) with the minimal absorption energy ε_a . The energy spectrum (1) of the cascade radiation typically extends up to ~ 100 GeV. The constant K in Eq. (1) defines the normalization of the production rate via $K = Q_\gamma^{\text{cas}}(\varepsilon_X)$.

The two energies ε_a and ε_X are related to each other as $\varepsilon_X = 1/3 (\varepsilon_a/m_e)^2 \varepsilon_{\text{cmb}}$ [7, 9], where $\varepsilon_{\text{cmb}} = 6.35 \times 10^{-4}$ eV is the mean energy of CMB photons.

We can account for the absorption of cascade photons on the EBL, integrating their production rate $Q_\gamma^{\text{cas}}(E)$ over the volume of the universe,

$$J_{\text{abs}}^{\text{cas}}(E) = \frac{c}{4\pi} \int dV \frac{Q_\gamma^{\text{cas}}(E)}{4\pi r^2 c} \exp\left(-\frac{r}{l_{\text{int}}(E)}\right). \quad (2)$$

Integrating the rate from $r = 0$ up to cH_0^{-1} we obtain the relation between the absorbed flux $J_{\text{abs}}^{\text{cas}}(E)$ and the unabsorbed flux $J_\gamma^{\text{cas}}(E)$,

$$J_{\text{abs}}^{\text{cas}}(E) = J_\gamma^{\text{cas}}(E) \frac{l_{\text{int}}(E)}{cH_0^{-1}} \Delta(E) \quad (3)$$

with the survival probability

$$\Delta(E) = 1 - \exp\left(-\frac{cH_0^{-1}}{l_{\text{int}}(E)}\right). \quad (4)$$

Here, H_0 denotes the present value of the Hubble parameter.

The cascade energy density ω_{cas} at the present epoch is calculated as

$$\omega_{\text{cas}} = \frac{4\pi}{c} \int dE E J_{\text{abs}}^{\text{cas}}(E). \quad (5)$$

In Fig. 1, we show the measurement of the EGRB by Fermi-LAT [8] (black circles with error bars) together with the maximally allowed photon flux (solid red line) derived analytically. The corresponding bound on the cascade energy density is $\omega_{\text{cas}}^{\text{max}} = 5.8 \times 10^{-7}$ eV/cm³. By red and blue stars are shown the maximal fluxes calculated by Monte Carlo (see below). We use two simulations for $E_{\text{max}} = 10^{21}$ eV, $z_{\text{max}} = 2$, with $\alpha_g = 2.6$ and $\alpha_g = 2.0$ respectively. The shape of the photon spectra from the Monte Carlo simulation agrees reasonably well with the one analytically calculated, with a somewhat harder photon flux obtained with the Monte Carlo method in the plateau region, $J(E) \propto E^{-1.95}$. The maximal cascade energy density $\omega_{\text{cas}}^{\text{max}}$ obtained using the Monte Carlo simulation is 30% smaller than calculated analytically.

The bound on $\omega_{\text{cas}}^{\text{max}}$ derived by us can be used to select in a simple way viable UHECR models. For a given model, one calculates ω_{cas} as

$$\omega_{\text{cas}} = \int \frac{dt dE}{1+z} E \beta_{0,\text{em}}[(1+z)E] n_p(E, z), \quad (6)$$

where n_p is the (physical) density of protons at redshift z , while $\beta_{0,\text{em}}$ denotes the energy injected by protons into cascades due to pion and pair production at $z = 0$. In Table 1, we report the numerical values obtained for ω_{cas} for different values of the maximal energy of acceleration E_{max} , exponents of the generation spectrum α_g and the

TABLE I: The energy density ω_{cas} of the cascade radiation produced by UHE protons normalized to HiRes data.

No evolution ($m = 0$)					
E_{max}	α_g	z_{max}	ω_{cas} [eV/cm ³]	$\omega_{\text{cas}}^{e^+e^-}/\omega_{\text{cas}}^\pi$	
10^{21}	2.0	2	$4.0 \cdot 10^{-8}$	2.41	
10^{21}	2.7	2	$1.2 \cdot 10^{-7}$	24.5	
10^{22}	2.0	2	$5.1 \cdot 10^{-8}$	1.2	
10^{22}	2.7	2	$1.2 \cdot 10^{-7}$	20.8	
10^{22}	2.0	3	$5.5 \cdot 10^{-8}$	1.2	
10^{22}	2.7	3	$1.4 \cdot 10^{-7}$	22.0	
With evolution					
E_{max}	m	α_g	z_{max}	ω_{cas}	$\omega_{\text{cas}}^{e^+e^-}/\omega_{\text{cas}}^\pi$
10^{21}	3	2.5	2	$4.3 \cdot 10^{-7}$	14.7
10^{22}	3	2.4	3	$5.8 \cdot 10^{-7}$	8.4
10^{23}	5	2.3	5	$1.1 \cdot 10^{-5}$	5.6

maximal redshift z_{max} . The UHE proton fluxes are normalized to the HiRes data [4]. We show also the ratio of contribution from pair production to that from pion production. In the lower part of Table 1, three cases with evolution of the CR sources are shown, where the product of comoving density n and source luminosity L evolves as $nL = n_0 L_0 (1+z)^m$ with $m = 3$ or 5 . A model with $m = 3$, $E_{\text{max}} = 10^{21}$ eV and $z_{\text{max}} = 2$ is marginally consistent with the Fermi-LAT data, while cases with stronger evolution or larger z_{max} are excluded.

Note that one should expect various additional contributions to the EGRB: Among them are photons from unresolved active galactic nuclei (AGN), secondary photons from electromagnetic cascades deflected by extragalactic magnetic fields, from normal galaxies, from dark matter annihilations, etc.

Monte Carlo simulation—In addition to the analytical treatment, we obtain the EGRB spectrum based on a Monte Carlo simulation of the cascade development. We generate CR sources for the case of a homogeneous source distribution

up to a maximal redshift z_{max} . Assuming the proton injection spectrum in the form $dN/dE \propto E^{-\alpha_g}$, we propagate the UHE protons accelerated in the sources through the extragalactic space, using the Monte Carlo code described in [11], until their energy is below the threshold for e^+e^- pair production, $E_{\text{min}} \approx 10^{18}$ eV, or until they reach the Earth. For the simulation of pion production we use SOPHIA [12], while e^+e^- pairs are injected according to the continuous energy losses and their mean energy calculated in Ref. [3, 13]

We follow the evolution of electromagnetic cascades using the Monte Carlo code introduced in Ref. [14] and the best-fit model of [15] for the EBL energy density. The MC procedure provides an one-dimensional description of the cascade development, taking into account the pair production and IC processes as well as adiabatic energy losses. Extragalactic magnetic fields with average

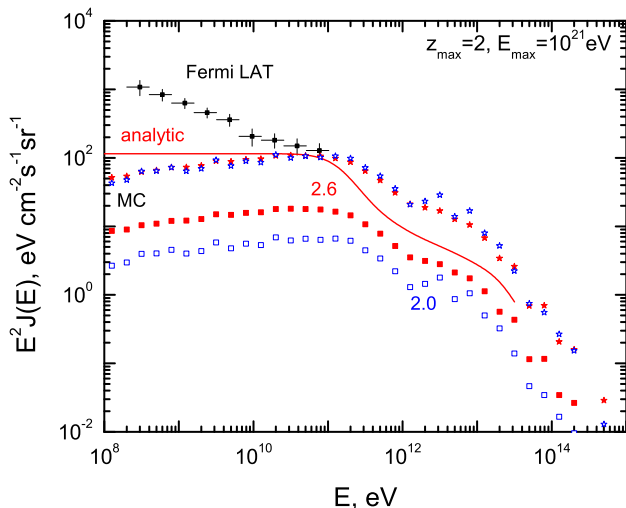


FIG. 1: Fermi-LAT data (black circles) for the EGRB flux $J(E)$ together with flux maximally allowed by Fermi-LAT data, analytical (solid red line) and MC result (red [$\alpha_g = 2.6$] and and (blue [$\alpha_g = 2.0$] stars). Also shown are MC results normalized to HiRes for $E_{\max} = 10^{21}$ eV, $z_{\max} = 2$, $m = 0$ and $\alpha_g = 2.6$ (red boxes) and $\alpha_g = 2.0$ (blue boxes).

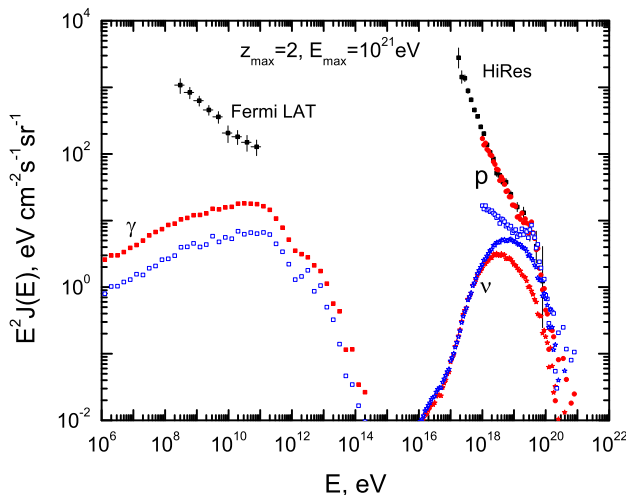


FIG. 2: Fermi-LAT data (black circles) for the EGRB and UHECR data from HiRes (dots) together with UHE neutrino (stars) and photon (boxes) fluxes for $E_{\max} = 10^{21}$ eV, $z_{\max} = 2$, $m = 0$ and $\alpha_g = 2.0$ (blue, open) and $\alpha_g = 2.6$ (red, filled symbols).

strengths close to the upper limit $B \sim 1$ nG have a negligible influence (of order 20%) on the resulting EGRB and we neglect therefore magnetic field effects.

In Fig. 1, the cascade fluxes are shown for two UHECR models. The curve marked as $\alpha_g = 2.6$ (red boxes) gives the cascade flux for the non-evolutionary ($m = 0$) dip model [3] with $E_{\max} = 1 \times 10^{21}$ eV and $z_{\max} = 2$ normalized to HiRes data. The other curve marked as $\alpha_g = 2.0$ is shown for the ankle model with a transition from galac-

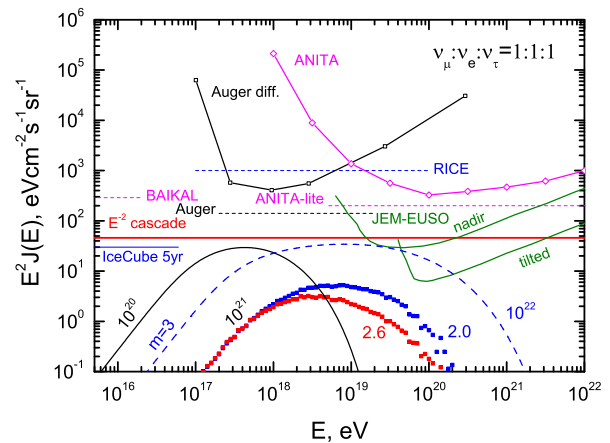


FIG. 3: Upper limits on the all-flavor UHE neutrino flux and expected sensitivities together with the cascade limit (“ E^{-2} cascade”). Also shown are realistic fluxes of cosmogenic neutrinos marked by their spectral index $\alpha_g = 2.6$ (dip model) and $\alpha_g = 2.0$ (ankle model) together with neutrino fluxes optimized for detection by IceCube and JEM-EUSO.

tic to extragalactic cosmic rays at 5×10^{18} eV for the same values of E_{\max} and z_{\max} . One can see that both models are allowed by the cascade limit.

In Fig. 2, we show the obtained UHECR, neutrino and photon fluxes together with data from HiRes and Fermi-LAT for the two cases $\alpha_g = 2.0$ (blue) and 2.6 (red). We use again $E_{\max} = 10^{21}$ eV, $z_{\max} = 2$ and normalize the UHECR results to the HiRes observations. While the dip model fits the HiRes data with $\chi^2 = 19.5$ for $d.o.f = 19$, the ankle model cannot explain without an additional component the HiRes data below 1×10^{19} eV. Clearly, the dip scenario without evolution and with modest values of E_{\max} and z_{\max} is well compatible with the Fermi data. The ankle scenario with $\alpha_g = 2.0$ has a lower flux of cascade gamma-radiation and is viable too.

The cascade bound on UHE neutrinos—This is the most general bound on the UHE neutrino flux, based only on the production of electromagnetic cascades, which inevitably accompany the production of pions responsible for the neutrino flux [7, 9]. The upper limit on the integral flux $J_\nu(> E)$ of neutrinos of all flavors is given by the following chain of inequalities,

$$\omega_{\text{cas}}^{\text{max}} > \omega_{\text{cas}}^\pi > \frac{4\pi}{c} \int_E^\infty E' J_\nu(E') dE' > \frac{4\pi}{c} E J_\nu(> E),$$

where $\omega_{\text{cas}}^{\text{max}}$ and ω_{cas}^π are the energy density of the cascade radiation allowed by the Fermi data and that produced only by pions, respectively. For the sake of comparison with experimental upper bounds, where a E^{-2} neutrino spectrum is usually assumed, we give the upper limit for the all-flavor *differential* cosmogenic neutrino flux of three neutrino flavors with a E^{-2} spectrum and for the ratio of energy densities of pair- and pion-produced cas-

cases $\omega_{\text{cas}}^{e^+e^-}/\omega_{\text{cas}}^\pi$,

$$E^2 J_\nu(E) \leq \frac{c}{4\pi} \frac{\omega_{\text{cas}}^{\text{max}}}{\ln(E_{\text{max}}/E_{\text{min}})} \frac{1}{1 + \omega_{\text{cas}}^{e^+e^-}/\omega_{\text{cas}}^\pi}. \quad (7)$$

This limit is plotted in Fig. 3 as a red line labeled ‘ E^{-2} cascade’ together with existing upper limits from various experiments and the expected sensitivity of IceCube and JEM-EUSO [17]. We show there also the neutrino fluxes obtained for the dip ($\alpha_g = 2.6$) and ankle ($\alpha_g = 2.0$) model with $E_{\text{max}} = 1.0 \times 10^{21}$ eV and $z_{\text{max}} = 2$, without evolution and with UHE proton fluxes normalized to the HiRes data. These fluxes are undetectable by Auger and the planned detector JEM-EUSO. The cosmogenic neutrino flux can become detectable only in the case of source evolution and large E_{max} . Two examples of such neutrino fluxes are shown in the lower-right and lower-left corners of Fig. 3. Both models respect the bound from the observed UHECR flux and from $\omega_{\text{cas}}^{\text{max}}$ derived from the Fermi-LAT data.

Choosing the parameters for the model in the lower-right corner we try to reach the sensitivity of JEM-EUSO. Since a soft spectrum increases ω_{cas} , we choose $\alpha_g = 2.0$, while E_{max} should be as large as possible. We choose $E_{\text{max}} = 1 \times 10^{22}$ eV with $z_{\text{max}} = 2$ and evolution parameter $m = 3$. Normalized to the HiRes data, this model has $\omega_{\text{cas}} = 3.3 \times 10^{-7}$ eV/cm³, i.e. is somewhat below the cascade limit. For such values, the neutrino flux is marginally detectable by JEM-EUSO.

In the lower-left corner we aim to cosmogenic neutrino detection with help of IceCube. Here we should increase the low-energy tail of the neutrino flux suppressing the pair-produced cascade radiation. For this we use $\alpha_g = 2.0$ with strong evolution to enhance the flux of

low-energy neutrinos. The maximum acceleration energy can be low, e.g. $E_{\text{max}} = 1 \times 10^{20}$ eV. Moreover, we choose evolution with $m = 3.0$ and $z_{\text{max}} = 6.0$, which result in $\omega_{\text{cas}} = 5.5 \times 10^{-7}$ eV/cm³ $\approx \omega_{\text{cas}}^{\text{max}}$. As our calculations show the flux is practically undetectable by IceCube.

The two models above demonstrate that even for extreme assumptions cosmogenic neutrinos remain undetectable by present detectors as Auger and IceCube and could be only marginally observed by future detectors as JEM-EUSO and Auger-North (with sensitivity to neutrinos 5–6 times higher than Auger-South).

Summary—We have used a recent measurement of the EGRB by Fermi-LAT to constrain models for UHECR and cosmogenic UHE neutrinos and to demonstrate that the latter are not detectable with the present experimental sensitivity. Both the dip and ankle model without or with weak evolution are consistent with the Fermi-LAT measurement of the EGRB. The cosmogenic neutrino flux is strongly limited by the new upper cascade bound and for a conservative choice of parameters undetectable by Auger-North and JEM-EUSO. Only for extreme parameters, $E_{\text{max}} \gtrsim 1 \times 10^{22}$ eV and $\omega_{\text{cas}} \sim \omega_{\text{cas}}^{\text{max}}$, the cosmogenic flux is marginally detectable by JEM-EUSO. For the detection of the cosmogenic neutrino for less extreme parameters, the detection threshold of JEM-EUSO (in the tilted mode) must be lowered down to 1×10^{19} eV and the sensitivity of Auger-North should be increased by factor ~ 20 in comparison with Auger-South.

Acknowledgments—VB and AG are grateful to the ICTP, Trieste for hospitality. S.O. acknowledges a Marie Curie IEF fellowship. This work was partially supported by Norsk Forskningsradet.

-
- [1] K. Greisen, Phys. Rev. Lett. **16**, 748 (1966); G. T. Zatsepin and V. A. Kuzmin, JETP Lett. **4**, 78 (1966) [Pisma Zh. Eksp. Teor. Fiz. **4**, 114 (1966)].
- [2] V. S. Berezinsky and S. I. Grigor’eva, Astron. Astrophys. **199**, 1 (1988).
- [3] V. Berezinsky, A. Z. Gazizov and S. I. Grigorieva, Phys. Rev. D **74**, 043005 (2006); astro-ph/0210095.
- [4] R. Abbasi *et al.* [HiRes Collaboration], Phys. Rev. Lett. **100**, 101101 (2008).
- [5] J. Abraham *et al.* [Pierre Auger Collaboration], Phys. Rev. Lett. **101**, 061101 (2008).
- [6] V. S. Berezinsky and G. T. Zatsepin, Phys. Lett. B **28**, 423 (1969); Sov. J. Nucl. Phys. **11**, 111 (1970).
- [7] V. S. Berezinsky and A. Yu. Smirnov, Astrophys. Sp. Sci. **32** 461 (1975); for recent works see D. V. Semikoz and G. Sigl, JCAP **0404**, 003 (2004); Z. Fodor, S. D. Katz, A. Ringwald and H. Tu, JCAP **0311**, 015 (2003).
- [8] A. A. Abdo *et al.* [Fermi-LAT collaboration], arXiv:1002.3603 [astro-ph.HE].
- [9] V. S. Berezinsky *et al.*, Astrophysics of Cosmic Rays (Elsevier, Amsterdam (1990)); V. S. Berezinsky, Nucl. Phys. B **380**, 478 (1992).
- [10] P. Sreekumar *et al.*, Astrophys. J. **494**, 523 (1998).
- [11] M. Kachelrieß and D. Semikoz, Astropart. Phys. **23**, 486 (2005).
- [12] A. Mücke *et al.*, Comput. Phys. Commun. **124**, 290 (2000).
- [13] For a calculation of the energy spectra of electrons see S. R. Kelner and F. A. Aharonian, Phys. Rev. D **78**, 034013 (2008).
- [14] M. Kachelrieß, S. Ostapchenko and R. Tomàs, New J. Phys. **11**, 065017 (2009).
- [15] T. M. Kneiske *et al.*, Astron. Astrophys. **413**, 807 (2004).
- [16] D. Allard, E. Parizot, E. Khan, S. Goriely and A. V. Olinto, Astron. Astrophys. **443**, L29 (2005).
- [17] J. Abraham *et al.* [Pierre Auger Collaboration], Phys. Rev. Lett. **100**, 211101 (2008); P. W. Gorham *et al.* [ANITA collaboration], *et al.* [ANITA Collaboration], arXiv:1003.2961 [astro-ph.HE]. I. Kravchenko *et al.*, Phys. Rev. D **73**, 082002 (2006); J. Ahrens *et al.* [IceCube Collaboration], Astropart. Phys. **20**, 507 (2004); N. Inoue, K. Miyazawa and Y. Kawasaki [JEM-EUSO Collaboration], Nucl. Phys. Proc. Suppl. **196**, 135 (2009).