

Educated search for transiting habitable planets: Targetting M dwarfs with known transiting planets

M. Gillon^{1,2}, X. Bonfils^{2,3}, B.-O. Demory^{4,2}, S. Seager⁴, D. Deming⁵

¹ Institut d'Astrophysique et de Géophysique, Université de Liège, Allée du 6 Août 17, Bat. B5C, 4000 Liège, Belgium
e-mail: michael.gillon@ulg.ac.be

² Observatoire de Genève, Université de Genève, 51 Chemin des Maillettes, 1290 Sauverny, Switzerland

³ Université Joseph Fourier Grenoble 1, Centre national de la recherche scientifique, Laboratoire d'Astrophysique de Grenoble (LAOG), UMR 5571, 38041 Grenoble Cedex 09, France

⁴ Department of Earth, Atmospheric and Planetary Sciences, Department of Physics, Massachusetts Institute of Technology, 77 Massachusetts Avenue, Cambridge, MA 02139, USA

⁵ Planetary Systems Branch, Code 693, NASA/Goddard Space Flight Center Greenbelt, MD 20771, USA

Received; accepted

ABSTRACT

Context. Because the planets of a system form in a flattened disk, they are expected to share similar orbital inclinations at the end of their formation. The photometric monitoring of stars known to host a transiting planet could thus reveal the transits of one or more other planets. Depending on the orbital inclination of the known transiting planet, on the distribution of the orbital inclinations in the planetary system, on the size of the star, and on its physical distance to its habitable zone, significantly enhanced transit probability could be expected for habitable planets. This approach is especially interesting for M dwarfs because these stars have close-in habitable zones and because their small radii make possible the detection of terrestrial planets down to Mars size.

Aims. We investigate the potential of this approach for the two M dwarfs known to host a transiting planet, GJ 436 and GJ 1214.

Methods. For both systems we infer the transit probabilities as a function of orbital periods. Using Monte-Carlo simulations we address both the cases for fully coplanar and for non-coplanar orbits, with three different choices of inclinations distribution for the non-coplanar case.

Results. Contrary to GJ 436, GJ 1214 reveals to be a very promising target for the considered approach. Assuming a distribution of orbital inclinations similar to our solar system, a habitable planet orbiting around GJ 1214 would have a mean transit probability of ~25 %, much better than the probability of 1.5 % expected if the transits of GJ 1214b are not considered. Because of the small size of GJ 1214, a ground-based photometric monitoring of this star could detect the transit of a habitable planet as small as the Earth, while a space-based monitoring (e.g., with *Warm Spitzer*) could detect any transiting habitable planet down to the size of Mars.

Conclusions. A dedicated high-precision photometric monitoring of M dwarfs known to harbor close-in transiting planets could be an efficient way to detect transiting habitable planets much smaller than our Earth that would be out of reach for existing Doppler and transit surveys.

Key words. astrobiology – binaries: eclipsing – planetary systems – stars: individual: GJ436 – stars: individual: GJ1214 – techniques: photometric

1. Introduction

One of the most significant goals of modern astronomy is the detection and characterization of planets similar to our Earth: a terrestrial planet lying in the habitable zone (HZ; e.g., Kasting et al. 1993) of its host star. That will place our Earth into context, as just the closest member of the habitable telluric planet class, and will possibly establish whether life exists elsewhere in the Universe. While direct detection of habitable terrestrial planets around solar-type stars are envisioned with future ambitious missions like TPF (e.g., Traub et al. 2007) and Darwin (e.g., Cockell et al. 2008), technological developments are still needed to make these missions successful and none of them is fully funded. In this context, the indirect detection of terrestrial planets transiting nearby M dwarfs represent a promising shortcut (e.g., Charbonneau 2009). Indeed, the planet-to-star contrast for an Earth-size planet orbiting in the HZ of an M dwarf is much more favorable than for the Earth-Sun system, making

possible the detection of atmospheric biosignatures by eclipse spectroscopy with the planned JWST (e.g., Seager et al. 2009, Kaltenegger & Traub 2009) without the challenging need to separate the light of the planet from that of its host star.

Two different approaches are presently used to detect low-mass planets transiting nearby M dwarfs.

1. Doppler surveys targeting nearby M dwarfs have detected several low-mass planets, including the ‘hot Neptunes’ GJ 436b (Butler et al. 2004), GJ 581b (Bonfils et al. 2005) and GJ 674b (Bonfils et al. 2007), and the ‘super-Earths’¹ GJ 876e (Rivera et al. 2007), GJ 581c, GJ 581d (Udry et al. 2007), GJ 581e (Mayor et al. 2009) and GJ 176b (Forveille et al. 2009). The later search for the transits of these planets revealed the transiting nature of GJ 436b (Gillon et al. 2007b), the first transiting planet significantly smaller than

¹ A super-Earth is loosely defined as a planet between 1 and 10 Earth masses.

Jupiter. Two of these planets, GJ 581c & d, have even been found to orbit in or close to their star's HZ. However, despite their relative proximity to their host star (0.07 and 0.22 AU), the small size of the star ($R_* = 0.38 R_\odot$) makes their transit quite unlikely (~ 2 and 1% probability). A growing number of habitable super-Earths are expected in the near future and, clearly, this effort should be pursued and intensified, as only a substantial increase of such detection ($\sim \times 50$ -100) will reveal *transiting* habitable super-Earths.

2. Most of the known transiting planets have been detected by dedicated photometric surveys monitoring thousands of stars in rather large fields of view. Nevertheless, nearby M dwarfs are spread all over the sky, so most transit surveys do not probe enough of them to make a transit detection likely. An alternative approach is used by the MEarth Project (Nutzman & Charbonneau 2008). This survey individually monitors nearby M dwarfs with eight 40cm telescopes located at Mt. Hopkins, Arizona. Thanks to the small size of its targets, MEarth is sensitive to transiting planets down to a few R_\oplus , as demonstrated by its recent detection of a $2.68 R_\oplus$ super-Earth transiting GJ 1214 (Charbonneau et al. 2009). After CoRoT-7b (Léger et al. 2009, Queloz et al. 2009), GJ 1214b is the second super-Earth caught in transit. Unlike CoRoT-7b, GJ 1214b is a good target for an atmospheric characterization with, e.g., the future JWST, thanks to the small size and infrared brightness of its host star.

The approach used by MEarth is promising for the detection of short-period super-Earths, but the day-night cycle and the variability of the weather conditions restrict its efficiency to orbital periods larger less a few days. Furthermore, the atmosphere limits its sensitivity to planets larger than Earth, while the theory predicts that the 'typical' terrestrial planets orbiting M dwarfs more closely resemble Mars or even Mercury than our planet (e.g., Lissauer 2007, Raymond et al. 2007, Ogihara & Ida 2009, Montgomery & Laughlin 2009). In this context, the few short-period super-Earths discovered around M dwarfs by Doppler surveys and MEarth could be 'the tip of the iceberg', and a large population of smaller/lighter planets could still be awaiting to be detected.

We outline here the potential of a third approach to discover habitable planets transiting nearby M dwarfs. Its main principle is simple: planets form within disks, so a planet orbiting in the HZ of a given star should have a higher *a priori* transit probability if its star harbors a known transiting planet. This assumption is supported by the small scatter of the orbital inclinations of the eight planets of the solar system ($rms = 2.2$ deg) and of the regular satellites of Jupiter ($rms = 0.35$ deg) and Saturn ($rms = 2.8$ deg). For dynamical stability reasons, the fact that low-mass planets systems (e.g., GJ 581, HD 40307) detected by Doppler surveys tend to be 'packed' favors also a small scatter of the orbital inclinations. Depending on the orbital inclination of the known transiting planet, on the assumed distribution of the orbital inclinations of the planetary system, on the size of the star, and on its physical distance to its HZ, significantly enhanced transit probability can be expected for habitable planets. A dedicated high-precision photometric monitoring of M dwarfs known to harbor close-in transiting planets could thus be an efficient way to detect transiting habitable planets in the near future. The aim of the present work is to assess the potential of this approach for the two M dwarfs known to host a transiting planet, GJ 436 and GJ 1214. Section 2 presents our computational method. Our results are given in Sect. 3 and discussed in Sect. 4.

2. Transit probabilities for additional planets

To account for the uncertainty of the measured orbital inclination for the known planet and to include the possibility that the searched planet does not share the exact same inclinations, we compute the transit probability with Monte-Carlo simulations. For both GJ 436 and GJ 1214, we define a 'terrestrial' region extending from twice the period of the transiting planet to the ice line defined as (Ogihara & Ida 2009)

$$r_{ice} = 2.7 \sqrt{\frac{L_*}{L_\odot}} \text{ AU}, \quad (1)$$

where L_* and L_\odot are the luminosity of the star and the Sun. For GJ 436, we take $L_* = 0.0260 L_\odot$ (Torres et al. 2009), and $L_* = 0.00328 L_\odot$ for GJ 1214 (Charbonneau et al. 2009). These luminosities translate into $r_{ice} = 0.435$ AU for GJ 436 and 0.155 AU for GJ 1214. Using $M_* = 0.452 M_\odot$ for GJ 436 (Torres et al. 2009) and $M_* = 0.157 M_\odot$ for GJ 1214 (Charbonneau et al. 2009), the corresponding orbital periods are 156 and 56 days, respectively.

We divide the deduced terrestrial regions into 1000 equal steps in semi-major axis. For each semi-major axis a_i ($i = 1 : 1000$), 10,000 orbital inclinations i_k ($k = 1 : 10000$) are drawn via

$$i_k \sim N(i_{tp}, \sigma_{tp}^2 + \sigma_{disk}^2), \quad (2)$$

where $N(m, n^2)$ represents the normal distribution of mean m and variance n^2 , i_{tp} and σ_{tp} are the orbital inclination of the known transiting planet and its $1-\sigma$ error, and σ_{disk} is the assumed standard deviation of the orbital inclinations in the planetary systems. We adopt $i_{tp} = 86.36 \pm 0.17$ deg for GJ 436b (Torres et al. 2009), and $i_{tp} = 88.62 \pm 0.35$ deg for GJ 1214b (Charbonneau et al. 2009). We adopt $\sigma_{disk} = 2.2$ deg, the corresponding value for the eight planets of the solar system (Murray & Dermott 2000). We also test values twice smaller and larger for σ_{disk} , i.e. 1.1 and 4.4 deg, and the unrealistic value $\sigma_{disk} = 0$ deg to illustrate the influence of the inclination scatter in the planetary systems.

For each orbital inclination i_k drawn via Eq. 2, a transit impact parameter b_k is computed via

$$b_k = \frac{a_i}{R_*} \cos i_k. \quad (3)$$

We assume circular orbits for all planets. We use $R_* = 0.464 R_\odot$ for GJ 436 (Torres et al. 2009) and $R_* = 0.211 R_\odot$ for GJ 1214 (Charbonneau et al. 2009). If the absolute value of b_k is lower than 1, a transit is recognized. If so, the transit duration D_k is computed via

$$D_k = \frac{P_i R_*}{\pi a} \sqrt{1 - b_k^2}, \quad (4)$$

where P_i is the orbital period. Eq. 4 assumes that the planet has a negligible size compared to the star (e.g., Seager & Mallén-Ornelas 2003).

For each step in semi-major axis, the transit probability is computed as the fraction of the 10,000 drawn inclinations leading to a transit. We also compute for each step the geometric transit probability P_{tr} neglecting the transiting nature of the known planet, using

$$P_{tr} = \frac{R_*}{a}. \quad (5)$$

Following Kasting et al. (1993), we define the inner edge HZ_{in} and outer edge HZ_{out} of the habitable zone as

$$HZ_{in} = 0.95 \sqrt{\frac{L_*}{L_\odot}} \text{ AU}, \quad (6)$$

$$HZ_{out} = 1.37 \sqrt{\frac{L_*}{L_\odot}} \text{ AU}. \quad (7)$$

From these formula, the HZ of GJ 436 extends from 0.153 to 0.221 AU, and the one of GJ 1214 from 0.054 to 0.078 AU. These edges correspond to orbital periods of 32.5 and 56.4 days for GJ 436, and 11.6 and 20.1 days for GJ 1214. For the HZ of both stars, we finally average the transit probabilities and durations to obtain a representative values for each star.

3. Applications to GJ 436 and GJ 1214

3.1. GJ 436

Figure 1 (top panel) presents the resulting transit probabilities as a function of the orbital period for hypothetical planets orbiting GJ 436. Neglecting the prior knowledge that GJ 436b transits, results in a small transit probability in the HZ (mean value of 1.2%). Taking into account the transiting nature of GJ 436b and assuming a distribution of orbital inclinations similar to our solar system lead to a much larger transit probability in the HZ, with a mean value of 6.4 %. The mean transit duration in the HZ would be ~ 3 hrs. Because the transits of GJ 436b are nearly grazing, assuming a value twice larger for σ_{disk} leads to a mean transit probability of 8.7 % in the HZ, while a $\sigma_{disk} = 1.1$ deg results in a probability of only 0.4%, smaller than the mean geometrical probability. For $\sigma_{disk} = 0$ deg, the transit probability is zero for the whole considered period range.

Assuming $\sigma_{disk} = 2.2$ deg and that a terrestrial planet orbits in the HZ of GJ 436, a constant photometric monitoring of the star during 56 days would thus have a ~ 6.5 % probability to catch at least one of its transits, if a high enough photometric precision is reached. Two main options can be considered to perform such a photometric search: a multi-site ground-based survey using several telescopes spread in longitude or a space-based monitoring using an instrument able to stare at GJ 436 for two months.

A large number of ground-based photometric time series have been reported for GJ 436 (e.g., Shporer et al. 2008, Coughlin et al. 2008), the most precise reported so far being the one obtained by Alonso et al. (2008) in the H-band with the TCS telescope. This light curve reaches the sub-mmag precision level for a time sampling better than one minute. Photometric time series of similar quality have also been obtained in the optical for other transiting planets (e.g., Gillon et al. 2009, Johnson et al. 2009, Winn et al. 2009). Our own analysis of most of these data makes us conclude that a transit with a depth as small as one mmag could be firmly detected with a such a photometric precision. Shallower occultations of short period transiting planet could be detected from the ground (e.g., Sing & López-Morales 2009), but only because the expected timing and shape of the occultations are known via the analysis of the transits and radial velocities (RV). For a transit that could happen anytime during a run of two months, a detection limit better than one mmag seems unrealistic. Furthermore, the most precise ground-based differential light curves were obtained during nights with excellent atmospheric conditions and at low airmass, far from the average observation conditions of a multi-site survey observing the same

star during two months. For these reasons, the actual detection limit for such a program would probably be closer to two than one mmag. This limit is illustrated in Fig. 1 (middle panel). This diagram shows the transit depth for GJ 436 as a function of the planetary radius. It shows that a ground-based survey could detect planets as small as $2 R_\oplus$ in average conditions, and as small as CoRoT-7b ($1.7 R_\oplus$) for the best possible conditions and instruments. Smaller planets could even be detected if several of their transits are observed. Still, the presence of correlated noise with an amplitude comparable to that of the wanted signal would prevent the detection signal-to-noise ratio (SNR) to scale as the square root of the number of transits, in practice making the detection of transits shallower than one mmag extremely difficult. This is illustrated by the fact that no planet with a transit shallower than one mmag was discovered by ground-based transit surveys.

The detection limit could be much better for a space-based telescope. In fact, a program of this type has already be performed by the EPOCH mission (Ballard et al. 2009). EPOCH observed GJ 436 continuously during 28 days, with interruptions due to data download. The period range of the HZ of GJ 436 goes from ~ 33 to 56 days, so assuming that a habitable planet transits GJ 436, the probability that EPOCH observed one of its transits would have range from 50 to 84 %, depending on its orbital period. The EPOCH detection limit for a single transit is \sim one mmag (Ballard et al. 2009), similar to the best limit achievable from the ground. Of course, for short-period planets orbiting closer to the star, several transits could have been observed and the EPOCH detection limit should be better.

The *Spitzer* telescope has produced several high-precision photometric time-series for GJ 436 (e.g., Gillon et al. 2007a, Deming et al. 2007). Its cryogen is now depleted, but the telescope is still active (under the name ‘*Warm Spitzer*’) and keeps its full potential in the two bluest channel (3.6 and $4.5 \mu\text{m}$) of its IRAC camera (Stauffer et al. 2007). Our analysis of the occultation photometry obtained for GJ 436b at $3.6 \mu\text{m}$ (Lanotte et al., in prep.) allows us to conclude that an eclipse of 200 ppm would be firmly detected for GJ 436 within the $3.6 \mu\text{m}$ channel of *Spitzer*. This corresponds to $R_p \sim 0.7 R_\oplus$. Taking into account that *Spitzer* could observe GJ 436 for two months and detect any transit due to a planet larger than $0.7 R_\oplus$, it would be the most promising facility to use for such a program. Unfortunately, the 6 % transit probability that we deduce for a hypothetical habitable planet orbiting GJ 436 is too low to make such a program compelling.

Alternatively, one may await the RV detection of any additional planet *before* undertaking the photometric search for its transit. Not only would the presence of the planet be known with certainty, but the observational window would also be narrowed with an *a priori* ephemeris. To estimate the observational effort required for a RV detection for GJ 436 ($V=10.7$), we compute the detection limit (Zechmeister & Kürster 2009) imposed by RV data gathered with HIRES/Keck (Maness et al. 2007). Figure 1 (bottom panel) shows the semi-amplitude above which a planet would have been detected, with a 99% confidence level (for all of our 12 trial phases). The plot shows fluctuations due to sampling efficiency and an average limit of 6.3 m.s^{-1} . Any planet that induces a RV higher than 6.3 m.s^{-1} are therefore excluded with a 99% confidence limit. Given the large time coverage of HIRES/Keck data, red noise is probably largely accounted in our analysis. Adding more measurements will therefore scale the limit with the square of the number of measurements. Hence, the observational effort to detect a $1-M_\oplus$ planet at ~ 0.3 AU from GJ 436 (or a $K \sim 0.3 \text{ m.s}^{-1}$ semi-amplitude) requires at least 420

times more Keck measurements (> 3000 h). Despite its northern declination, GJ 436 is visible with HARPS for few months a year. Its typical 1 m.s^{-1} precision for bright M dwarfs could shorten the time to ~ 1000 h. As a result, true Earth-mass planet (and all the more so for a Mars-mass planet) located in the HZ of GJ 436 seems beyond reach of current velocimeters.

3.2. GJ 1214

Neglecting the transiting nature of GJ 1214b, a planet in the HZ of GJ 1214 would have a mean transit probability of only 1.5%. Taking into account the transits of GJ 1214b and assuming $\sigma_{\text{disk}} = 2.2$ deg, leads to a much higher transit probability of 25.1 % (Fig. 2), the mean expected duration of a transit being 1.4 hour. Contrary to the case of GJ 436, a scatter twice larger for the orbital inclinations in the GJ 1214 planetary system would lead to a reduced transit probability of 14.8%, which is still ten times larger than the probability expected if we do not consider the fact that GJ 1214b transits. For $\sigma_{\text{disk}} = 1.1$ deg, the probability goes up to 30.1 %, while it goes down to 7.7% for fully coplanar orbits. The difference between these latter two values illustrates well the advantage given by the fact that planets of the same system are probably not perfectly coplanar.

Figure 2 (middle panel) shows that a photometric monitoring campaign of GJ 1214 would be sensitive to smaller planets than for GJ 436. For ground-based instruments, planets as small as the Earth or even smaller could be detected. It is worth noticing here that GJ 1214 is much fainter than GJ 436, especially in the visible ($V = 15.1$ vs 10.7 , $I = 11.5$ vs 8.2 , $K = 8.8$ vs 6.1). Nevertheless, the detection limit achievable from the ground is mostly limited by the atmosphere and the photometric correlated noises that it creates, so a similar precision than for GJ 436 should be obtained if slightly larger telescopes are used.

At $3.6 \mu\text{m}$, GJ 1214 is 2.7 magnitudes fainter than GJ 436. Considering a complete noise model and *Spitzer* instrumental throughput corrections², we obtain a SNR of ~ 990 for a 12s exposure at $3.6 \mu\text{m}$. This translates into a theoretical error of 450 ppm per minute, and 59 ppm per hour. Considering only white noise, we would thus conclude that a transit of 240 ppm and lasting one hour could thus be detected at 4σ . Still, fluxes measured with the InSb detectors of IRAC show a strong correlation with the changing position of the star on the array (e.g., Knutson et al. 2008). This purely spatial ‘pixel-phase’ effect is due to the combination of the undersampling of the stellar image, the intra-pixel sensitivity and the jitter of the telescope. It can be well modeled by an analytic function of the x and y coordinates of the stellar image center, but the inaccuracy of this model and the finite precision on the measured stellar positions result in a residual photometric correlated noise with a timescale similar to the one of a typical transit. From our experience with GJ 436 (Lanotte et al., in prep.) and CoRoT-2 (Gillon et al. 2010), the impact of the ‘pixel-phase’ effect on the final photometric precision is SNR-dependent, at least in the high SNR regime. Basically, it leads to errors on the fitted parameters (including the eclipse depth) \sim twice larger than expected when considering only white noise. In the case of GJ 1214, a transit lasting one hour would thus need a depth of ~ 450 ppm to be detected at 4σ . This limit is shown in Fig. 2. It corresponds to a planet size of $0.49 R_{\oplus}$, i.e. smaller than Mars ($0.53 R_{\oplus}$).

As for GJ 436, we evaluate how the RV method competes with photometry to find Earth-mass planet in GJ 1214’s HZ. GJ 1214 is a lower-mass star than GJ 436 and an Earth-mass

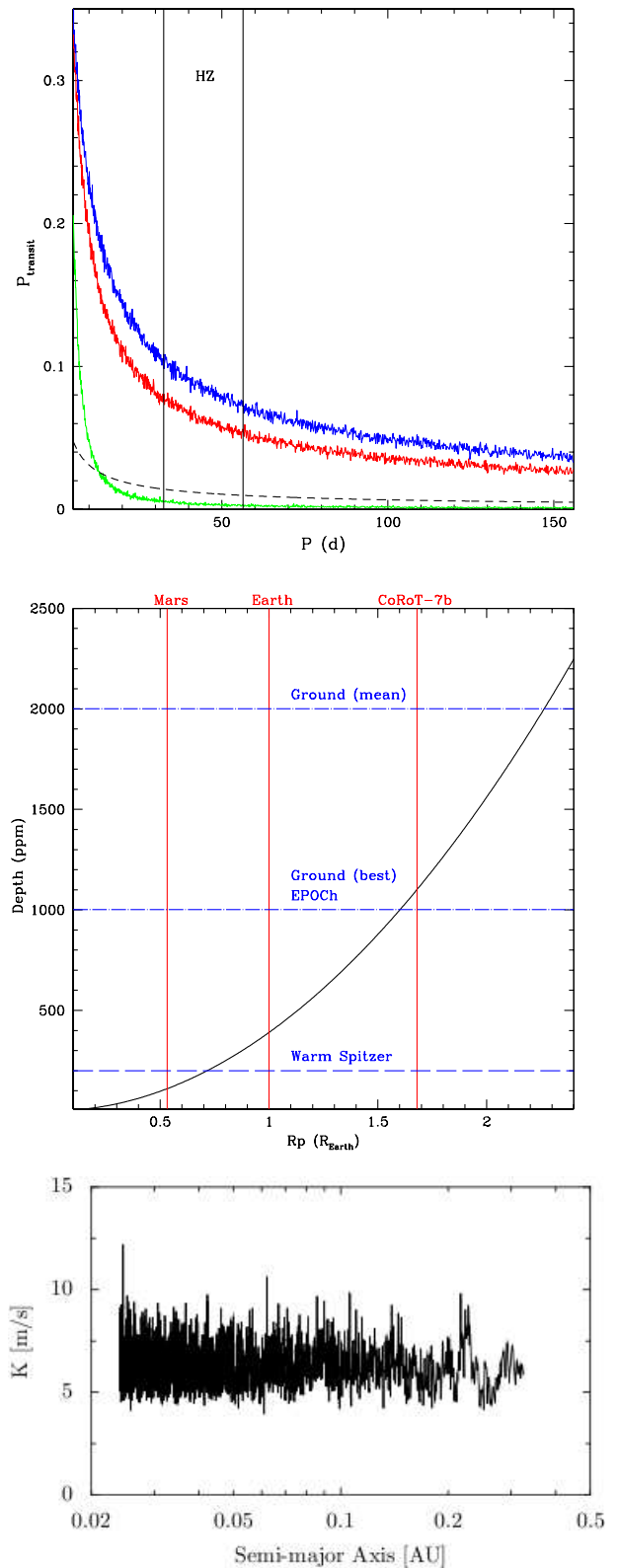


Fig. 1. *Top:* transit probability for a planet in a circular orbit around GJ 436 as a function of the orbital period, assuming $\sigma_{\text{disk}} = 1.1$ (green), 2.2 (red) and 4.4 deg (blue) and neglecting the transiting nature of the known planet (dashed line). Taking into account the transiting nature of GJ 436b and assuming $\sigma_{\text{disk}} = 0$ leads to a zero transit probability for the whole period range. *Middle:* transit depth of a planet orbiting around GJ 436 as a function of the planetary radius. *Bottom:* RV semi-amplitude above which a planet would have been detected in the HIRES/Keck data. See text for details.

² <http://ssc.spitzer.caltech.edu/documents/som/>

planet at 0.66 AU induces a reflex motion with a semi-amplitude of 0.88 m.s^{-1} . But GJ 1214 is also fainter than GJ 436 ($V=15$ vs 10.7) and HARPS achieves a median uncertainty of 4.5 m.s^{-1} only in 40 min exposures. To balance both effects, we compute the detection limit with the 28 HARPS RVs reported in the detection paper (Charbonneau et al. 2009). The plot in Fig. 2 (bottom panel) shows that our detection limit for GJ 1214 fluctuates more than for GJ 436. This is because we have too few data points for a clean sampling, but more data will smooth the curve and it will eventually be independent of the period. The dashed line underlining the plot ($K \sim 10 \text{ m/s}$) is therefore a better estimate for the velocity amplitude that we want to scale. To detect an Earth-mass planet orbiting at 0.66 AU – or $K \sim 0.88 \text{ m.s}^{-1}$ – we therefore need 130 times more data points ($> 2000 \text{ h}$). As for GJ 436, a true Earth-mass planet (or lower mass) requires unrealistic observing time with current velocimeters.

Because of the small size of its host star, the transits of GJ 1214b are rather deep ($\sim 1.35\%$), and a precision of a few seconds on their timings should be possible from differential photometry (e.g., Winn et al. 2009). Collecting a large number of such precise timings would provide an opportunity to detect indirectly an additional companion in the system through the transit timing variations (TTV) that it would dynamically induce on GJ 1214b (e.g. Holman & Murray 2005, Agol et al. 2005). To assess the potential of this TTV method to detect a habitable planet around GJ 1214, we computed for the known super-Earth the transit timing variations due a putative planet with masses ranging from 0.1 to $10 M_{\oplus}$ orbiting in the HZ of GJ 1214. We use the *Mercury* package (Chambers, 1999) and a Bulirsch-Stoer (Stoer & Burlisch, 1980) integrator to conduct our simulations. We explore $e = 0.05$ and $e = 0.2$ cases. The resulting TTV is then computed as the *rms* of residuals from a linear ephemeris over five years of observations. Figure 3 shows the minimum mass detectable vs the period of the additional planet for the case $e_c = 0.2$. Area represented in white is where the second planet causes TTV less than 10s, while black areas indicates TTV on GJ 1214b of 30s or above.

As can be seen in Fig. 3, detectable TTV signals appear only in high order resonances in the case $e_c = 0.2$, making then possible the detection of an Earth-mass planet in the inner edge of GJ1214's HZ. Assuming an $e_c = 0.05$ yields TTVs on GJ1214b below the 5s threshold. So we conclude that the TTV approach could lead to the detection of an habitable terrestrial planet around GJ 1214 only for a very limited range of orbital parameters. This is not surprising, as GJ 1214b orbits very close to its host star.

4. Discussion

GJ 436 appears to be a rather poor target for the approach described here. In contrast, GJ 1214 is much more promising. The transit probability in its HZ is significantly larger than for GJ 436, and smaller planets could be detected around GJ 1214 because of its smaller stellar radius. Another major advantage of GJ 1214 is the proximity of its HZ. To probe its HZ, a constant monitoring of the star during only three weeks would be needed, while two months would be required for GJ 436. For planets orbiting in the inner part of the HZ, two transits could be observed during such a run of three weeks, leading to an improved sensitivity to very small planets.

For the area interior to the HZ, the transit probability goes up to a mean value of 44 % for GJ 1214 (assuming $\sigma_{\text{disk}} = 2.2$ deg). Because of the larger number of transits observed for shorter periods, the sensitivity to smaller planets would be better

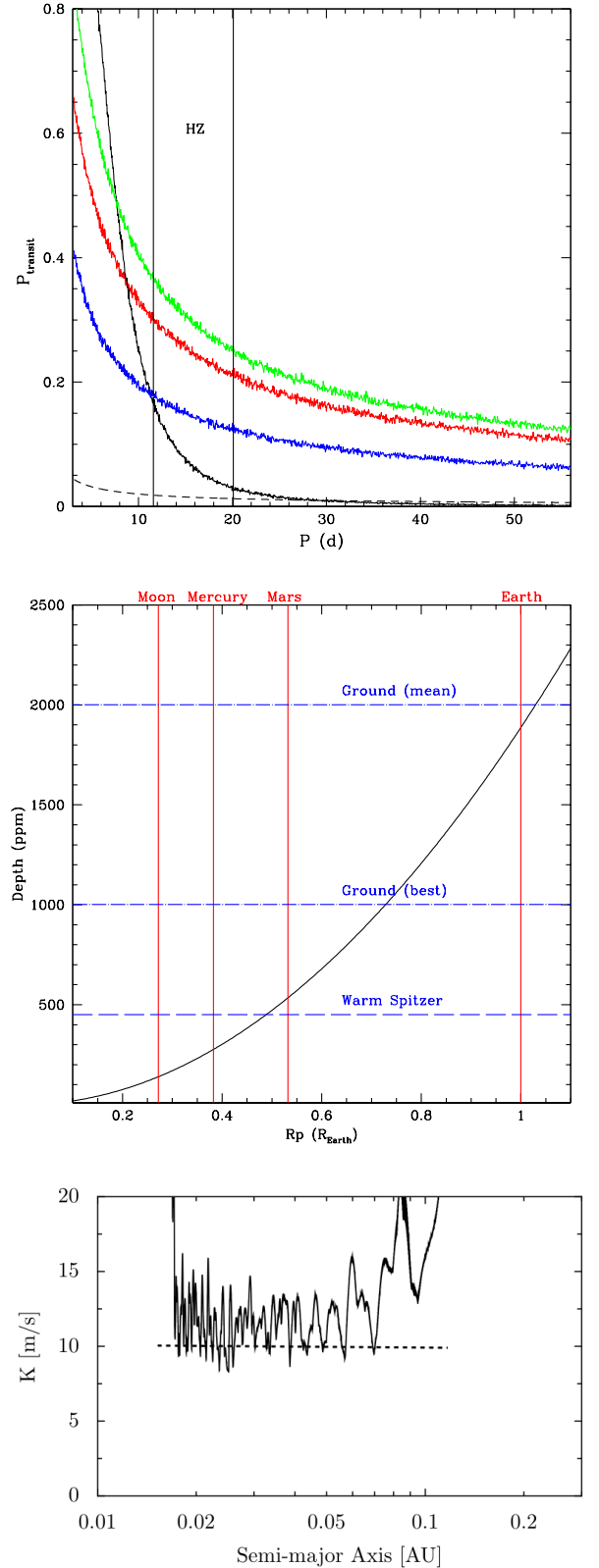


Fig. 2. *Top:* transit probability for a planet in a circular orbit around GJ 1214 as a function of the orbital period, assuming $\sigma_{\text{disk}} = 0$ (black), 1.1 (green), 2.2 (red) and 4.4 deg (blue), and neglecting the transiting nature of the known planet (dashed line). *Middle:* transit depth of a planet orbiting around GJ 1214 as a function of the planetary radius. *Bottom:* RV semi-amplitude above which a planet could be detected in the HARPS data. See text for details.

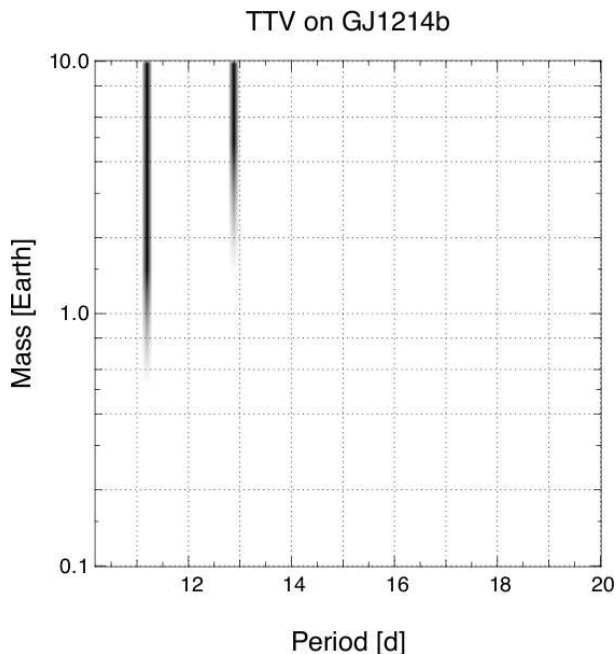


Fig. 3. Transit timings variations on GJ1214b caused by a putative second planet whose period and mass are labeled on axes. Area represented in white is where the c planet causes TTV less than 10s, while black areas indicates TTV on the b planet of 30s or above.

than for the HZ. For instance, *Warm Spitzer* could then detect a planet as small as Mercury ($0.38 R_{\oplus}$).

Discovery of a transiting habitable-zone planet as small as Mars would create a very challenging mass measurement for the RV method. Mars is nearly ten times less massive than the Earth, and the mean semi-amplitude of the RV wobble due to a Mars-mass planet orbiting in the HZ of GJ 1214 would be only 9.4 cm.s^{-1} , while we have seen in Sect. 3.2 that an Earth-mass planet producing a RV signal ten times larger would be out of reach for current spectrographs. Of course, with the *a priori* knowledge of the phase and period, one would need to sample the RV orbit at its extrema only, easing the mass measurement of an Earth-mass planet. Still, the measure seems difficult and for sure, measuring the mass for a Mars-mass planet would remain out of reach for current instruments. To measure the mass of Earth and sub-Earth mass planets, one would have to rely on future facilities such as Espresso/VLT (Pasquini et al. 2009) or Codex/ELT (Liske et al. 2009). An alternative approach to constrain the mass of an hypothetical habitable terrestrial planet would be to benefit from the dynamical perturbations due GJ 1214b via the TTV approach. Using the methods described in Sect. 3.2, we computed the TTVs of a putative GJ 1214c. Our results show that these TTVs can reach 20s for an Earth-mass planet orbiting near the 7:1 period ratio ($\sim 11 \text{ d}$). Unfortunately, they are undetectable for most of the possible orbits, so the potential of this approach is limited.

We argue, however, that if the main goal is to find target planets for follow-up atmosphere observations for habitability, a planet mass is not completely necessary. This statement holds as long as the planet radius detection has a high SNR and as long as the planet is small enough. A high SNR transit detection for a small planet is sufficient to confirm planet candidacy for a transiting planet discovered from a targeted search. In contrast, a planet mass has traditionally been required for exoplanets dis-

covered by planet transit surveys. Because transit surveys that simultaneously monitor tens of thousands of stars are fraught with false positives, a planet mass is the surest way to confirm the planetary nature of a transit signature. The argument here is that false positives are not a problem for transit signatures detected around a star with another known transiting planet, as long as the radius measurement is very robust.

For planets with small radii in the habitable zones of their host stars, we can derive an upper mass limit, assuming that the most massive a planet can be is one of pure iron (Fig. 4). We can argue for a lower mass limit, using theory and models, that a small planet in the stars HZ will not have an H/He envelope. Note that an H/He envelope is usually considered bad for habitability because it traps heat making the planet surface too hot for complex molecules to form. Arguments about the loss of a planets interior water reservoir (Kuchner et al. 2003; Léger et al. 2004) due to either stellar irradiation or from energy from tidal friction (e.g. Io) could be used to further theoretically constrain the planet mass.

If biosignatures or habitability features are detected, then mass estimates using future facilities are warranted, despite the huge amounts of telescope time needed.

Our results for GJ 1214 outline the scientific interest of the approach used by the MEarth Project. Not only has the MEarth survey demonstrated its capacity to detect super-Earths transiting nearby M dwarfs, but it also traces the shortest path to the detection of habitable planets as small, or even smaller, than the Earth and for which the detection of biosignatures could be possible in the near future. In this context, we advocate the development of the approach used by MEarth (other facilities spread in longitude, a similar survey observing from Southern hemisphere, larger telescopes and IR cameras to monitor cooler M dwarfs), but also an intense and high-precision photometric monitoring of GJ 1214 and of the other transiting systems that MEarth (or similar projects) will detect. This two-step approach targeting nearby M dwarfs makes possible the detection in the near-future of transiting habitable planets much smaller than our Earth that would be out of reach for existing Doppler and transit surveys.

Acknowledgements. M. Gillon acknowledges support from the Belgian Science Policy Office in the form of a Return Grant.

References

- Agol E., Steffen J., Sari R., Clarkson W., 2005, MNRAS, 359, 567
- Alonso, R., Barbieri, M., Rabus, M., et al., A&A, 2008, 487, L5
- Ballard, S., Christiansen, J. L., Charbonneau, D., et al., 2009, preprint arXiv:0909.2875
- Bonfils, X., Forveille, T., Delfosse, X., et al., 2005, A&A, 443, L15
- Bonfils, X., Mayor, M., Delfosse, X., et al., 2007, A&A, 474, 293
- Butler, R. P., Vogt, S. S., Marcy, G. W., et al., 2004, ApJ, 617, 580
- Chambers J. E., 1999, MNRAS, 304, 793
- Charbonneau, D., 2009, Transiting Planets, Proceedings of the International Astronomical Union, IAU Symposium, Volume 253, p. 1-8
- Charbonneau, D., Berta, Z., Irwin, J., et al., 2009, Nature, 462, 891
- Cockell, C. S., Léger, A., Fridlund, M., et al., 2009, AsBio, 9, 1
- Coughlin, J. L., Stringfellow, G. S., Becker, A. C., et al., 2008, ApJ, 689, L149
- Deming, D., Harrington, J., Laughlin, G., et al., 2007, ApJ, 667, L199
- Forveille, T., Bonfils, X., Delfosse, X., et al., 2009, A&A, 493, 645
- Gillon, M., Demory, B.-O., Barman T., et al., 2007a, A&A, 471, L51
- Gillon, M., Pont, F., Demory, B.-O., et al., 2007b, A&A, 472, L13
- Gillon M., Smalley B., Hebb L., et al., 2009, A&A, 496, 259
- Gillon M., Lanotte A. A., Barman T., et al., 2010, A&A, 511, A3
- Holman M. J., Murray N. W., 2005, Science, 307, 1288
- Johnson J. N., Cabrera N. E., Carter J. A., 2009, ApJ, 692, L100
- Kaltenegger L., Traub W. A., 2009, ApJ, 698, 519
- Kasting, J. F., Whitmire, D. P., Reynolds, R. T., 1993, Icarus, 101, 108
- Knutson H. A., Charbonneau, D., Allen, L. E., et al., 2008, ApJ, 673, 526
- Kuchner, M., 2003, ApJ, 596, 105

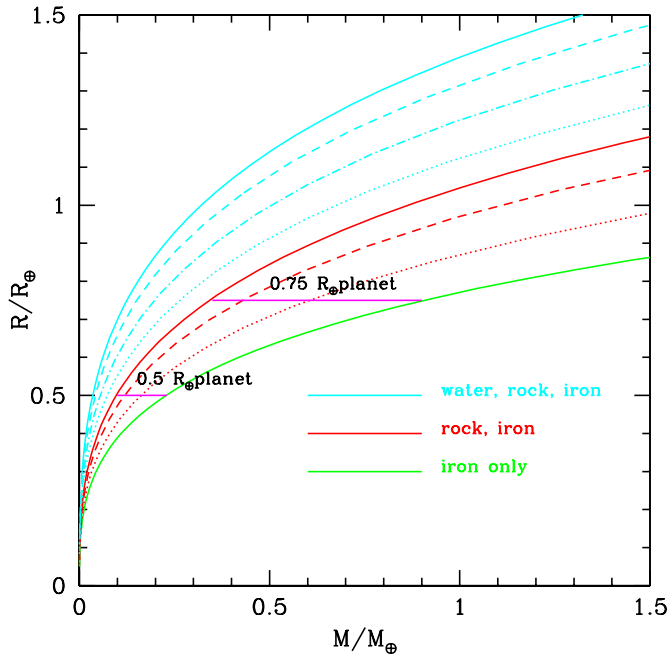


Fig. 4. Mass-radius curves for exoplanets. The horizontal lines show planets of a fixed radius. An upper mass limit comes from the pure iron planet case. A lower mass limit comes from theoretical arguments, namely the inability of a small and low mass planet to retain H and He. Further arguments about water loss may be used to argue that a planet cannot have a significant interior water fraction. The solid lines are homogeneous planets. From top to bottom the homogeneous planets are made of water ice (blue solid line); silicate (MgSiO_3 perovskite; red solid line); and iron ($\text{Fe } \epsilon$; green solid line). The non-solid lines are differentiated planets. The red dashed line is for silicate planets with 32.5% by mass iron cores and 67.5% silicate mantles (similar to Earth) and the red dotted line is for silicate planets with 70% by mass iron core and 30% silicate mantles (similar to Mercury). The blue dashed line is for water planets with 75% water ice, a 22% silicate shell and a 3% iron core; the blue dot-dashed line is for water planets with 45% water ice, a 48.5% silicate shell and a 6.5% iron core (similar to Ganymede); the blue dotted line is for water planets with 25% water ice, a 52.5% silicate shell and a 22.5% iron core. Curves taken from Seager et al. (2007).

- Seager S., Deming D., Valenti J.A., 2009, *Astrophysics and Space Science Proceedings*, Volume . ISBN 978-1-4020-9456-9. Springer Netherlands, 2009, p. 123
- Shporer, A., Mazeh, T., Pont, F., et al., 2009, *ApJ*, 694, 1559
- Sing, D. K., López-Morales, M., 2009, *A&A*, 493, L31
- Stauffer, J. R., Manning, V., Levine, D., et al., 2007, *The Science Opportunities of the Warm Spitzer Mission Workshop*, AIP Conference Proceedings, 943, 43
- Stoer J., Burlisch R., 1980, *Introduction to Numerical Analysis* (New-York: Springer-Verlag)
- Torres, G., Winn, J. N., Holman, M. J., 2009, *ApJ*, 677, 1324
- Traub, W., Shaklan, S., Lawson, P., 2007, *In the Spirit of Bernard Lyot: The Direct Detection of Planets and Circumstellar Disks in the 21st Century*, University of California, Berkeley
- Udry, S., Bonfils, X., Delfosse X., et al., 2007, *A&A*, 469, L43
- Winn J. N., Holman M. J., Carter J. A., et al., 2009, *AJ*, 137, 3826
- Zechmeister M., Kürster M., *A&A*, 496, 577

- Léger, A., Selsis, F., Sotin, C., et al., 2004, *Icarus*, 169, 499
- Léger, A., Rouan, D., Schneider, J., et al., 2009, *A&A*, 506, 287
- Liske J., Pasquini L., Bonifacio P., et al., 2009, *Science with the VLT in the ELT Era*, *Astrophysics and Space Science Proceedings*, Volume . ISBN 978-1-4020-9189-6. Springer Netherlands, 2009, p. 243
- Lissauer J. J., 2007, *APJ*, 660, 149
- Maness H. L., Marcy G. W., Ford E. B., et al., 2007, *PASP*, 119, 851
- Mayor, M., Bonfils, X., Forveille, T., et al., 2009, *A&A*, 507, 487
- Montgomery R., Laughlin G., 2009, *Icarus*, 202, 1
- Murray C. D., Dermott S. F., 2000, *Solar System Dynamics*, Cambridge University Press
- Nutzman P., Charbonneau D., 2008, *PASP*, 120, 317
- Ogihara, M., Ida, S., 2009, *ApJ*, 699, 824
- Pasquini L., Manescau A., Avila G., et al., 2009, *Science with the VLT in the ELT Era*, *Astrophysics and Space Science Proceedings*, Volume . ISBN 978-1-4020-9189-6. Springer Netherlands, 2009, p. 395
- Queloz, D., Bouchy, F., Moutou, C., et al., 2009, *A&A*, 506, 303
- Raymond S. N., Scalo J., Meadows V. S., 2007, *ApJ*, 669, 606
- Rivera, E. J., Lissauer, J. J., Butler, R. P., et al., 2005, *ApJ*, 634, 625
- Seager, S., Mallén-Ornelas, G., 2002, *ApJ*, 585, 1038
- Seager, S., Kuchner, M., Hier-Majumde, C. A., Militzer, B., 2007, *ApJ*, 669, 1279