

Effects of standard and modified gravity on interplanetary ranges

L. Iorio*

**Fellow of the Royal Astronomical Society. Address for correspondence:*

Viale Unità di Italia 68 70125 Bari (BA), Italy.

e-mail: lorenzo.iorio@libero.it

Abstract

We numerically investigate the impact on the two-body range by several Newtonian and non-Newtonian dynamical effects for some Earth-planet pairs in view of the expected cm-level accuracy in future planned or proposed interplanetary ranging operations. The general relativistic gravitomagnetic Lense-Thirring effect should be modeled and solved-for in future, accurate ranging tests of Newtonian and post-Newtonian gravity because it falls within their measurability domain. It could a-priori “imprint” the determination of some of the target parameters of the tests considered. Moreover, the ring of the minor asteroids, Ceres, Pallas, Vesta and the Trans-Neptunian Objects (TNOs) act as sources of non-negligible systematic uncertainty on the larger gravitoelectric post-Newtonian signals from which it is intended to determine the parameters γ and β of the Parameterized Post Newtonian (PPN) formalism with very high precision (orders of magnitude better than the current $10^{-4} - 10^{-5}$ levels). Also other putative, non-conventional gravitational effects like a violation of the Strong Equivalence Principle (SEP), a secular variation of the Newtonian constant of gravitation G , and the Pioneer anomaly are considered. The presence of a hypothetical, distant planetary-sized body X could be detectable with future high-accuracy planetary ranging. Our analysis can, in principle, be extended also to future interplanetary ranging scenarios in which one or more spacecraft in heliocentric orbits are involved.

Keywords: Experimental studies of gravity; Ephemerides, almanacs, and calendars; Remote observing techniques

PACS: 04.80.-y, 95.10.Km, 95.75.Rs.

Contents

1	Introduction	3
2	Method	4

3	Earth-Mercury range	6
3.1	The Schwarzschild field of the Sun	6
3.2	The oblateness of the Sun	6
3.3	The Lense-Thirring effect of the Sun	8
3.4	The ring of the minor asteroids and Ceres, Pallas and Vesta .	10
3.5	The Trans-Neptunian Objects	12
3.6	Violation of the Strong Equivalence Principle	12
3.7	Secular variation of the Newtonian constant of gravitation . .	14
3.8	The Pioneer Anomaly	16
3.9	Planet X	16
4	Earth-Venus range	17
4.1	The Schwarzschild field of the Sun	18
4.2	The oblateness of the Sun	19
4.3	The Lense-Thirring effect of the Sun	20
4.4	The ring of the minor asteroids and Ceres, Pallas and Vesta .	22
4.5	The Trans-Neptunian Objects	23
4.6	Violation of the Strong Equivalence Principle	24
4.7	Secular variation of the Newtonian constant of gravitation . .	25
4.8	The Pioneer Anomaly	25
4.9	Planet X	26
5	Earth-Mars range	27
5.1	The Schwarzschild field of the Sun	28
5.2	The oblateness of the Sun	29
5.3	The Lense-Thirring effect of the Sun	30
5.4	The ring of the minor asteroids and Ceres, Pallas and Vesta .	32
5.5	The Trans-Neptunian Objects	33
5.6	Violation of the Strong Equivalence Principle	33
5.7	Secular variation of the Newtonian constant of gravitation . .	33
5.8	The Pioneer Anomaly	34
5.9	Planet X	34
6	Earth-Saturn range	36
6.1	The Schwarzschild field of the Sun	37
6.2	The oblateness of the Sun	37
6.3	The Lense-Thirring effect of the Sun	38
6.4	The ring of the minor asteroids and Ceres, Pallas and Vesta .	39
6.5	The Trans-Neptunian Objects	41
6.6	Violation of the Strong Equivalence Principle	42

6.7	Secular variation of the Newtonian constant of gravitation . . .	42
6.8	The Pioneer Anomaly	43
6.9	Planet X	44
7	Summary and conclusions	46

1 Introduction

Recent years have seen increasing efforts towards the implementation of the Planetary Laser Ranging (PLR) technique accurate to cm-level [1, 2, 3, 4, 5, 6, 7, 8]. It would allow to reach major improvements in three related fields: solar system dynamics, tests of general relativity and alternative theories of gravity, and physical properties of the target planet itself. In principle, any solar system body endowed with a solid surface and a transparent atmosphere would be a suitable platform for a PLR system, but some targets are more accessible than others. Major efforts have been practically devoted so far to Mercury [1] and Mars [2, 5], although simulations reaching 93 au or more have been undertaken as well [4, 7]. In 2005 two interplanetary laser transponder experiments were successfully demonstrated by the Goddard Geophysical Astronomical Observatory (GGAO). The first utilized the non-optimized Mercury Laser Altimeter (MLA) on the Messenger spacecraft [1, 3], obtaining a formal error in the laser range solution of 0.2 m, or one part in 10^{11} . The second utilized the Mars Orbiting Laser Altimeter (MOLA) on the Mars Global Surveyor spacecraft [9, 3]. A precise measure of the Earth-Mars distance, measured between their centers of mass and taken over an extended period (five years or more), would support, among other things, a better determination of several parameters of the solar system. Sensitivity analyses point towards measurement uncertainties between 1 mm and 100 mm [2]. Concerning Mercury, a recent analysis on the future Bepi-Colombo¹ mission, aimed to accurately determining, among other things, several key parameters of post-Newtonian gravity and the solar quadrupole moment from Earth-Mercury distance data collected with a multi-frequency radio link [10, 11], points toward a maximum uncertainty of 4.5 – 10 cm in determining the Earth-Mercury range over a multi-year time span (1-8 yr) [10, 12, 11]. A proposed spacecraft-based mission aimed to accurately measure also the gravitomagnetic field of the Sun and its J_2 along with other

¹It is an ESA mission, including two spacecraft, one of which provided by Japan, to be put into orbit around Mercury. The launch is scheduled for 2014. The construction of the instruments is currently ongoing.

PPN parameters like γ and β by means of interplanetary ranging is the Astrodynamical Space Test of Relativity using Optical Devices² (ASTROD) [14]. Another space-based mission proposed to accurately test several aspects of the gravitational interaction via interplanetary laser ranging is the Laser Astrometric Test of Relativity (LATOR) [15]. For a review of the motivations for accurately determining the parameters of post-Newtonian gravity, in particular β and γ , see, e.g., [16, 17] and references therein.

In this paper we study the effects that several Newtonian and non-Newtonian dynamical features of motion have on the two-body range for the Earth and some planets of the solar system for which accurate ranging to spacecraft exists or is planned in future. Our goal is to assess the accuracy with which it would be possible to measure some of such effects and to realistically evaluate the potential aliasing posed by other dynamical forces acting as source of systematic uncertainty. Indeed, it must be recalled that in the range observables actually used in testing post-Newtonian gravity there is also a part due to the Earth-planet orbital motions in addition to the purely post-Newtonian Shapiro delay connected with the propagation of electromagnetic waves. Thus, reaching unprecedented accuracy in only measuring the latter effect is useless if the accuracy of the orbital signal is not at a comparable level. The paper is organized as follows. In Section 2 we outline the strategy followed and mention the Newtonian and non-Newtonian effects investigated. In Section 3, Section 4, Section 5 and Section 6 we deal with the ranges of Mercury, Venus, Mars and Saturn, respectively. Section 7 is devoted to the conclusions.

2 Method

In order to numerically obtain the effect of a given gravitational acceleration, considered as a relatively small perturbation P of the Newtonian Sun's monopole, on the range $|\vec{\rho}|$ between the Earth-Moon Barycenter (EMB) and a planet we used MATHEMATICA to simultaneously integrate with the Runge-Kutta method the equations of motion in Cartesian coordinates of EMB and the planet considered with and without the perturbation P investigated by using the same set of initial conditions. We adopted the ICRF/J2000.0 reference frame, with the ecliptic and mean equinox of the reference epoch, i.e. J2000, centered at the Solar System Barycenter (SSB); the initial conditions at the epoch J2000 were retrieved with the HORIZONS

²Its cheaper version ASTROD I makes use of one spacecraft in a Venus-gravity-assisted solar orbit, ranging optically with ground stations [13].

WEB interface by JPL, NASA. The temporal interval of the numerical integration has been taken equal to $\Delta t = 2$ yr because most of the present-day available time series of range residuals approximately cover similar temporal extensions; moreover, also the typical operational time spans forecasted for future PLR technique are similar. The basic model adopted consists of the barycentric equations of motion of the Sun, the eight planets, the Moon, Ceres, Pallas, Vesta, Pluto and Eris, to be simultaneously integrated; the forces acting on them include the mutual Newtonian N -body interactions, the perturbation due to the solar quadrupolar mass moment J_2 , the effect of two rings modeling the actions of the minor asteroids and of the Trans-Neptunian Objects (TNOs), and the general relativistic gravitoelectric Schwarzschild and gravitomagnetic Lense-Thirring fields of the Sun. As additional perturbations, we modeled the action of a distant, planet-like body kept fixed in a given spatial position (planet X), secular rate \dot{G}/G of the Newtonian gravitational constant G , a violation of the Strong Equivalence Principle (SEP) by means of the Nordtvedt parameter η , a constant and uniform acceleration radially directed towards the Sun to account for the Pioneer anomaly.

In order to realistically evaluate the potential measurability of the effects considered, the computed differences $\Delta|\vec{\rho}| \doteq |\vec{\rho}_P| - |\vec{\rho}_R|$, where R refers to a reference orbit which does not contain the perturbation P, were subsequently compared to the available time series of the range residuals for the inner planets and Saturn which set the present-day accuracy level in ranging to planets [18, 19]. When the possibility that a given, unmodeled dynamical effect may show or not its signature in the range residuals it must be considered that the magnitude of such an effect should roughly be one order of magnitude larger than the range residuals accuracy. This to avoid the risk that it may be absorbed and partially or totally removed from the signature in the process of estimation of the initial conditions and of the other numerous solve-for parameters in the real data reduction.

Depending on the dynamical effect one is interested in, some of the perturbations examined here are to be considered as sources of noise inducing systematic bias on the target signal. For example, if the goal of the analysis is, say, the Lense-Thirring effect, then the range perturbation due to the TNOs is clearly a source of potential systematic error which has to be evaluated. Thus, our plots are useful to assess the level of aliasing of several potential sources of aliasing for some non-Newtonian effects and the correlations that may occur in estimating them. Dynamical effects which are viewed as noise in a given context can also be regarded as main targets in another one; see, e.g., the proposed determination of asteroid masses

through the ASTROD mission [20].

3 Earth-Mercury range

At present, the 1-way range residuals of Mercury from radar-ranging span 30 yr (1967-1997) and are at a few km-level (Figure B-2 of [18]); the same holds for the 1-way Mercury radar closure residuals covering 8 yr (1989-1997, Figure B-3 a) of [18]). There are also a pair of Mariner 10 range residuals in the 70s at Mercury at 0.2 km level (Figure B-3 b) of [18]). Ranging to BepiColombo should be accurate to 4.5 – 10 cm [12, 11] over a few years.

3.1 The Schwarzschild field of the Sun

In Figure 1 we plot the effect of the gravitoelectric Schwarzschild field of the Sun on the Earth-Mercury range. We modeled it as [21]

$$\mathbf{a}_{\text{SS}} = \frac{GM}{c^2 r^3} \left\{ \left[2(\beta + \gamma) \frac{GM}{r} - \gamma \mathbf{v} \cdot \mathbf{v} \right] \mathbf{r} + 2(1 + \gamma) (\mathbf{r} \cdot \mathbf{v}) \mathbf{v} \right\}, \quad (1)$$

where we inserted the PPN parameters β and γ : they are equal to 1 in general relativity and we used such values. Figure 1 can be compared with Figure 1 of [11], obtained for unspecified initial conditions³: they are quite similar. The maximum variation of the signal is of the order of 4×10^5 m, corresponding to a measurement accuracy of about 2.5×10^{-7} . The expected realistic accuracy in determining β and γ is 2×10^{-6} in BepiColombo [10].

3.2 The oblateness of the Sun

Figure 2 shows the nominal effect of the Sun’s quadrupolar mass moment on the Mercury range for $J_2 = 2 \times 10^{-7}$. Its action has been modeled as [22]

$$\mathbf{a}_{J_2} = -\frac{3J_2 R^2 GM}{2r^4} \left[\hat{\mathbf{r}} - 5(\hat{\mathbf{r}} \cdot \mathbf{k})^2 \hat{\mathbf{r}} + 2(\hat{\mathbf{r}} \cdot \mathbf{k}) \mathbf{k} \right], \quad (2)$$

where R is the Sun’s mean equatorial radius and \mathbf{k} is the unit vector of the z axis directed along the body’s rotation axis. Since eq. (2) holds in a frame with its $\{xy\}$ plane coinciding with the body’s equator, we rotated the the mean ecliptic at the epoch to the Sun’s equator which is inclined to it by the Carrington angle $i = 7.15$ deg [23]. The signal of Figure 2 has a maximum span of 300 m, corresponding to an accuracy measurement of 3×10^{-4} . A

³It also includes the Shapiro delay contribution.

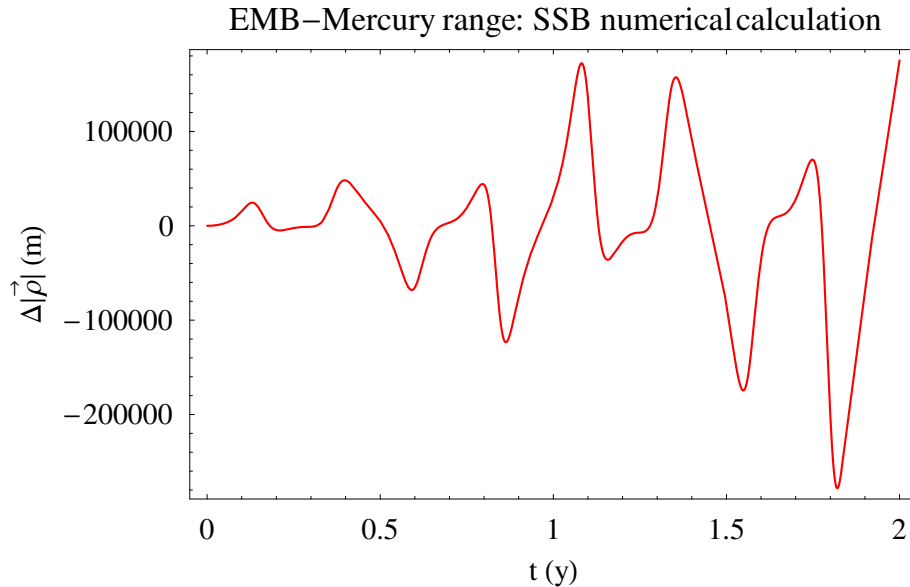


Figure 1: Difference $\Delta|\vec{\rho}| \doteq |\vec{\rho}_P| - |\vec{\rho}_R|$ in the numerically integrated EMB-Mercury ranges with and without the perturbation due to the Sun’s Schwarzschild field over $\Delta t = 2$ yr. The same initial conditions (J2000) have been used for both the integrations. The state vectors at the reference epoch have been retrieved from the NASA JPL Horizons system. The integrations have been performed in the ICRF/J2000.0 reference frame, with the ecliptic and mean equinox of the reference epoch, centered at the Solar System Barycenter (SSB).

measure of the solar J_2 accurate to 10^{-2} is one of the goals of BepiColombo [10]; knowing precisely J_2 would yield important insights on the internal rotation of the Sun. At present, it is known with an uncertainty of about 10% [26]. The solar quadrupole mass moment may play the role of source of systematic bias with respect to, e.g., some non-Newtonian dynamical effects. Concerning the gravitoelectric signal previously analyzed, the mismodeled J_2 signature would impact it a 7.5×10^{-5} level. It is important to note that the patterns of the two signals are rather different. Conversely, as we will see, the determination of J_2 at the desired level of accuracy may be affected by other unmodeled/mismodeled dynamical effects acting as systematic sources of aliasing on it.

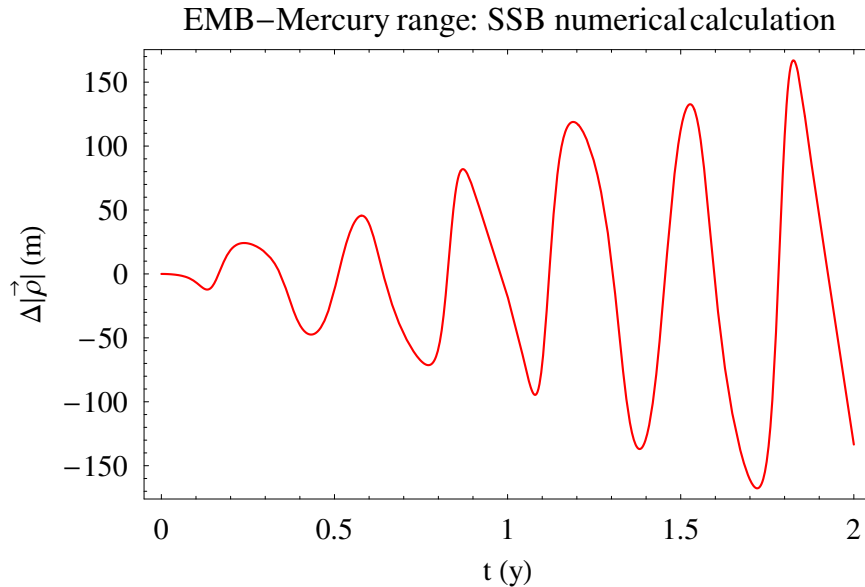


Figure 2: Difference $\Delta|\vec{\rho}| \doteq |\vec{\rho}_P| - |\vec{\rho}_R|$ in the numerically integrated EMB–Mercury ranges with and without the nominal perturbation due to the Sun’s quadrupole mass moment $J_2 = 2.0 \times 10^{-7}$ over $\Delta t = 2$ yr. The same initial conditions (J2000) have been used for both the integrations. The state vectors at the reference epoch have been retrieved from the NASA JPL Horizons system. The integrations have been performed in the ICRF/J2000.0 reference frame, with the mean equinox of the reference epoch and the reference $\{xy\}$ plane rotated from the mean ecliptic of the epoch to the Sun’s equator, centered at the Solar System Barycenter (SSB).

3.3 The Lense-Thirring effect of the Sun

Figure 3 depicts the range perturbation due to the Sun’s Lense-Thirring effect, neither considered so far in the dynamical force models of the planetary ephemerides nor in the BepiColombo analyses. It is a general relativistic feature of motion induced by the rotation of the Sun which acts upon a test particle moving with velocity \mathbf{v} with a non-central acceleration [21]

$$\mathbf{a}_{\text{LT}} = \frac{2G}{c^2 r^3} \left[\frac{3}{r^2} (\mathbf{r} \times \mathbf{v}) (\mathbf{r} \cdot \mathbf{S}) + (\mathbf{v} \times \mathbf{S}) \right], \quad (3)$$

where \mathbf{S} is the Sun’s proper angular momentum. According to helioseismology [24, 25], its magnitude is $S = (190.0 \pm 1.5) \times 10^{39} \text{ kg m}^2 \text{ s}^{-1}$. Note that

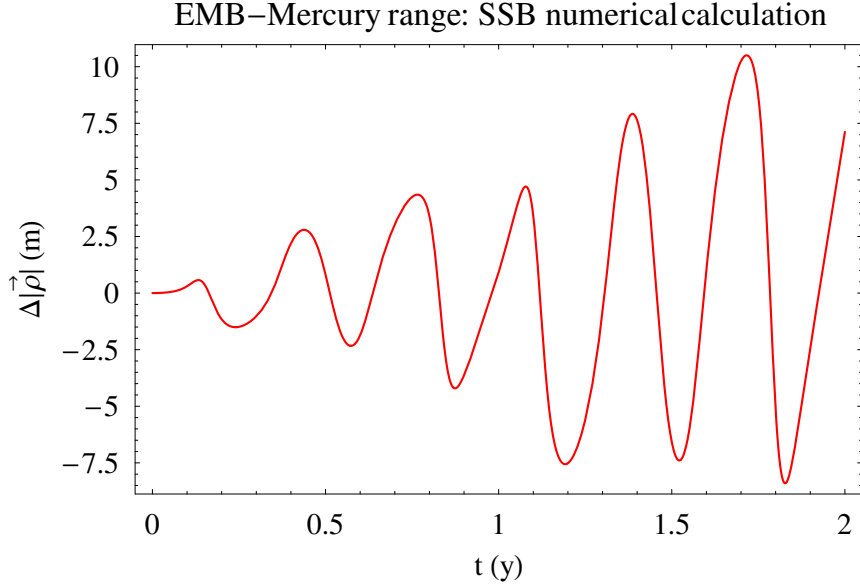


Figure 3: Difference $\Delta|\vec{\rho}| \doteq |\vec{\rho}_P| - |\vec{\rho}_R|$ in the numerically integrated EMB–Mercury ranges with and without the perturbation due to the Sun’s Lense–Thirring field over $\Delta t = 2$ yr. The same initial conditions (J2000) have been used for both the integrations. The state vectors at the reference epoch have been retrieved from the NASA JPL Horizons system. The integrations have been performed in the ICRF/J2000.0 reference frame, with the mean equinox of the reference epoch and the reference $\{xy\}$ plane rotated from the mean ecliptic of the epoch to the Sun’s equator, centered at the Solar System Barycenter (SSB).

such a value does not come from planetary orbital dynamics, so that there is no risk of a-priori “imprinting” of general relativity itself on range tests of the solar Lense–Thirring effect which could, thus, be regarded as genuine and unbiased. Also in this case we rotated the reference frame to the mean ecliptic at the epoch to the Sun’s equator by the Carrington angle because eq. (3) holds in a frame with its z axis aligned with \mathcal{S} . The peak-to-peak amplitude of the Lense–Thirring signal is up to 17.5 m over 2 yr, which, if on the one hand is unmeasurable from currently available radar-ranging to Mercury, on the other hand corresponds to a potential relative accuracy in measuring it with BepiColombo of $2 - 5 \times 10^{-3}$; this clearly shows that the solar gravitomagnetic field should be taken into account in future analyses and data processing. Otherwise, it would alias the recovery of other effects.

For example, it may affect the determination of J_2 at 12% level. On the other hand, in order to allow for a determination of the Lense-Thirring effect, the Sun's quadrupole mass moment should be known with an accuracy better than the present-day one by at least one order of magnitude; this is just one of the goals of BepiColombo. Moreover, since the Lense-Thirring effect depends on⁴ γ , neglecting it may alias the determination of γ through the larger gravitoelectric signal at 4×10^{-5} level.

3.4 The ring of the minor asteroids and Ceres, Pallas and Vesta

In Figure 4 we depict one potential source of systematic bias, i.e. the action of the ring of minor asteroids [26]. We modeled it as follows. For those planets for which $r > R_{\text{ring}}$, by posing $\alpha \doteq R_{\text{ring}}/r$, we obtained

$$\mathbf{a}_{\text{inner ring}} \simeq -\frac{Gm_{\text{ring}}}{2r^3} \left(2 + \frac{3}{2}\alpha^2 + \frac{45}{32}\alpha^4 \right) \mathbf{r}, \quad (4)$$

from

$$\mathbf{a}_{\text{inner ring}} = \frac{Gm_{\text{ring}}}{2r^3} \left[\alpha b_{\frac{3}{2}}^{(1)}(\alpha) - b_{\frac{3}{2}}^{(0)}(\alpha) \right] \mathbf{r}. \quad (5)$$

For $r < R_{\text{ring}}$, by posing $\alpha \doteq r/R_{\text{ring}}$, we obtained

$$\mathbf{a}_{\text{outer ring}} \simeq \frac{Gm_{\text{ring}}}{2rR_{\text{ring}}^2} \left(\alpha + \frac{9}{8}\alpha^3 + \frac{75}{64}\alpha^5 \right) \mathbf{r}, \quad (6)$$

from

$$\mathbf{a}_{\text{outer ring}} = \frac{Gm_{\text{ring}}}{2rR_{\text{ring}}^2} \left[b_{\frac{3}{2}}^{(1)}(\alpha) - \alpha b_{\frac{3}{2}}^{(0)}(\alpha) \right] \mathbf{r}. \quad (7)$$

Recall that the Laplace coefficients are defined as

$$b_s^{(j)}(\alpha) \doteq \frac{1}{\pi} \int_0^{2\pi} \frac{\cos j\psi d\psi}{(1 - 2\alpha \cos \psi + \alpha^2)^s}, \quad (8)$$

where s is a half-integer; a useful approximate expression in terms of a series is [27]

$$b_s^{(j)} \simeq \frac{s(s+1)\dots(s+j-1)}{1 \cdot 3 \cdots j} \alpha^j \left[1 + \frac{s(s+j)}{(1+j)} \alpha^2 + \frac{s(s+1)(s+j)(s+j+1)}{1 \cdot 2(j+1)(j+2)} \alpha^4 \right]. \quad (9)$$

By assuming for the ring of the minor asteroids a nominal mass of $m_{\text{ring}} =$

⁴The multiplicative factor 2 in front of eq. (3) comes from $1 + \gamma$ [21].

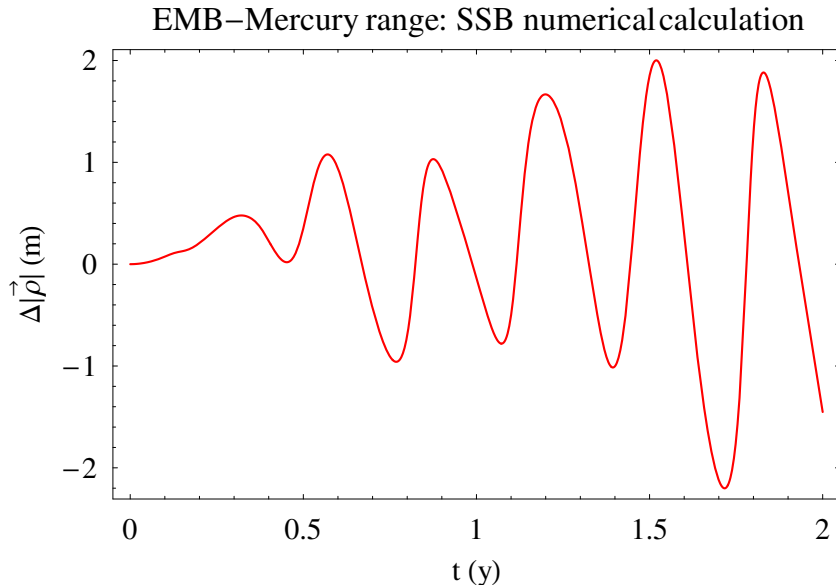


Figure 4: Difference $\Delta|\vec{\rho}| \doteq |\vec{\rho}_P| - |\vec{\rho}_R|$ in the numerically integrated EMB–Mercury ranges with and without the nominal perturbation due to the ring of minor asteroids with $m_{\text{ring}} = 1 \times 10^{-10}M_{\odot}$ [26] and $R_{\text{ring}} = 3.14$ au [26] over $\Delta t = 2$ yr. The same initial conditions (J2000) have been used for both the integrations. The state vectors at the reference epoch have been retrieved from the NASA JPL Horizons system. The integrations have been performed in the ICRF/J2000.0 reference frame, with the ecliptic and mean equinox of the reference epoch, centered at the Solar System Barycenter (SSB).

$1 \times 10^{-10}M_{\odot}$ [26] and a radius $R_{\text{ring}} = 3.14$ au [26], it would impact the Mercury range at 4 m level (peak-to-peak amplitude), which is, in fact, measurable. Its nominal bias on the Schwarzschild, J_2 and Lense-Thirring signals would be 1×10^{-5} , 1.3×10^{-2} , 2.3×10^{-1} , respectively. Anyway, the present-day level of uncertainty in the mass of the ring is $\delta m_{\text{ring}} = 0.3 \times 10^{-10}M_{\odot}$ [26]. Thus, the impact of such a mismodeling would be, 3×10^{-6} , 4×10^{-3} , 7×10^{-2} , respectively; it cannot be considered negligible.

The effect of Ceres, Pallas and Vesta on the determination of some Newtonian and non-Newtonian parameters with BepiColombo has been preliminarily investigated in [12]. Here we compute the nominal perturbation on the Earth–Mercury range due to the combined actions of Ceres, Pallas and Vesta; the values for their masses have been retrieved from [28]. Its peak-to-

peak amplitude amounts to 80 m; thus, their signature would be measurable at a $0.6 - 1 \times 10^{-3}$ level. Anyway, the mismodeled solar quadrupole mass moment would bias their signal at 4×10^{-1} level. The Lense-Thirring effect, if unmodeled, would have an impact at 2.2×10^{-1} level. The present-day relative uncertainties in their masses are 6×10^{-3} , 3×10^{-2} , 2×10^{-2} respectively [28]. This implies a mismodeled signal with a peak-to-peak amplitude of 50 cm. It would impact the Schwarzschild, J_2 and Lense-Thirring range perturbations at 1×10^{-6} , 2×10^{-3} , 3×10^{-2} level, respectively.

3.5 The Trans-Neptunian Objects

The situation is different for another potential source of systematic uncertainty, i.e. the Trans-Neptunian Objects (TNOs). Figure 5, obtained by modeling them as a ring with $m_{\text{ring}} = 5.26 \times 10^{-8} M_{\odot}$ [19] and $R_{\text{ring}} = 43$ au [19], shows that their maximum effect would amount to 80 cm. We used the same formulas as for the asteroid ring. Such an effect, not taken into account so far, would be better measurable than that by the minor asteroids. This implies a bias of 2×10^{-6} on the Schwarzschild signal, 3×10^{-3} for J_2 and 4.5×10^{-2} for the Lense-Thirring effect. A major concern is that the mass of the TNOs is far from being accurately known, so that an uncertainty as large as 100% should be applied.

3.6 Violation of the Strong Equivalence Principle

Let us, now, focus our attention to other non-standard effects like a SEP violation, a variation of the Newtonian gravitational constant, the Pioneer anomaly and a putative planet X.

Concerning the SEP violation, we modeled it in the acceleration \mathbf{a}_i of a body i as

$$\mathbf{a}_i^{(\text{SEP})} = \left[\frac{m_i^{(G)}}{m_i^{(I)}} \right]_{\text{SEP}} \left(\sum_{j, i \neq j} \frac{Gm_j}{r_{ij}^3} \mathbf{r}_{ij} \right), i = 1, 2, \dots, N. \quad (10)$$

In it $m_i^{(G)}$ and $m_i^{(I)}$ are the gravitational and inertial masses, respectively, of the body i . Their ratio is

$$\left[\frac{m_i^{(G)}}{m_i^{(I)}} \right]_{\text{SEP}} = 1 + \eta \Omega_i \quad (11)$$

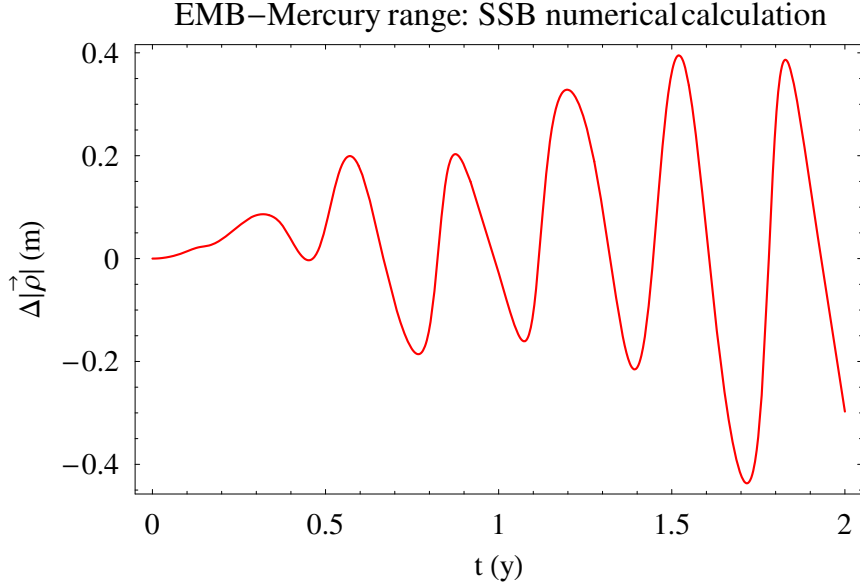


Figure 5: Difference $\Delta|\vec{\rho}| \doteq |\vec{\rho}_P| - |\vec{\rho}_R|$ in the numerically integrated EMB–Mercury ranges with and without the nominal perturbation due to the ring of Trans-Neptunian Objects with $m_{\text{ring}} = 5.26 \times 10^{-8} M_{\odot}$ [19] and $R_{\text{ring}} = 43$ au [19] over $\Delta t = 2$ yr. The same initial conditions (J2000) have been used for both the integrations. The state vectors at the reference epoch have been retrieved from the NASA JPL Horizons system. The integrations have been performed in the ICRF/J2000.0 reference frame, with the ecliptic and mean equinox of the reference epoch, centered at the Solar System Barycenter (SSB).

in which η is the Nordtvedt dimensionless constant [29, 30] accounting for SEP violation⁵, and

$$\Omega_i \doteq \frac{E_i}{m_i c^2}, \quad (12)$$

where E_i is the (negative) gravitational self-energy of the i -th body, and $m_i c^2$ is its total mass-energy. For a spherical body of radius R_i [32],

$$\Omega_i = -\frac{3}{5} \frac{G m_i}{R_i c^2}. \quad (13)$$

Figure 6 shows its effect on the Mercury range for $\eta = 10^{-5}$; at present,

⁵In terms of the PPN parameters β and γ it is $\eta = 4\beta - \gamma - 3$, so that $\eta = 0$ in general relativity.

the most accurate constraints on η come from Lunar Laser Ranging (LLR) amounting to $\eta = (4.0 \pm 4.3) \times 10^{-4}$ [31]. The peak-to-peak amplitude of

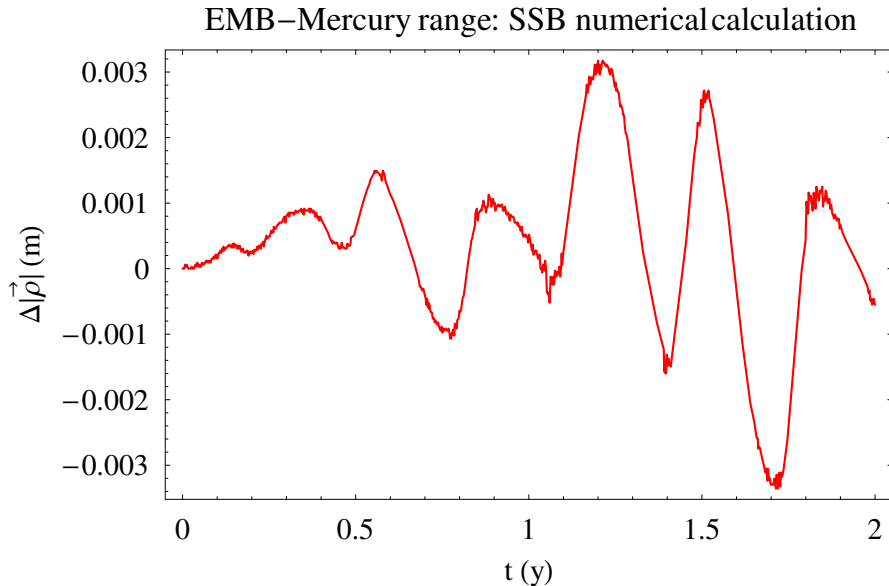


Figure 6: Difference $\Delta|\vec{\rho}| \doteq |\vec{\rho}_P| - |\vec{\rho}_R|$ in the numerically integrated EMB-Mercury ranges with and without the perturbation due to a violation of the Strong Equivalence Principle for $\eta = 10^{-5}$ over $\Delta t = 2$ yr. The same initial conditions (J2000) have been used for both the integrations. The state vectors at the reference epoch have been retrieved from the NASA JPL Horizons system. The integrations have been performed in the ICRF/J2000.0 reference frame, with the ecliptic and mean equinox of the reference epoch, centered at the Solar System Barycenter (SSB).

the signature of Figure 6 is 6 mm, which is practically impossible to detect. Moreover, the SEP signal would be totally swamped by other dynamical effects like the ones by the minor asteroid ring, even if modeled at the present-day level of accuracy, and the TNOs. Also the Lense-Thirring effect, modeled or not, would be of concern.

3.7 Secular variation of the Newtonian constant of gravitation

The case of a possible variation of the Newtonian gravitational constant is interesting because recently E.V. Pitjeva [19] preliminarily reported a secular

variation for it $\dot{G}/G = (-5.9 \pm 4.4) \times 10^{-14} \text{ yr}^{-1}$, statistically significant at $3 - \sigma$ level. Other researchers get results statistically compatible with 0. Folkner in [33] gets an upper bound of $2 \times 10^{-13} \text{ yr}^{-1}$ from planetary ephemerides as well. Williams et al. in [31] obtain $\dot{G}/G = (4 \pm 9) \times 10^{-13} \text{ yr}^{-1}$ from LLR. We modeled a secular variation of G in the equations of motion according to

$$\mathbf{a}_i^{(\dot{G})} = \sum_{j, i \neq j} \frac{G \left[1 + \frac{\dot{G}}{G}(t - t_0) \right] m_j}{r_{ij}^3} \mathbf{r}_{ij}, i = 1, 2, \dots, N. \quad (14)$$

Figure 7 depicts its impact on the Mercury range. Its maximum effect

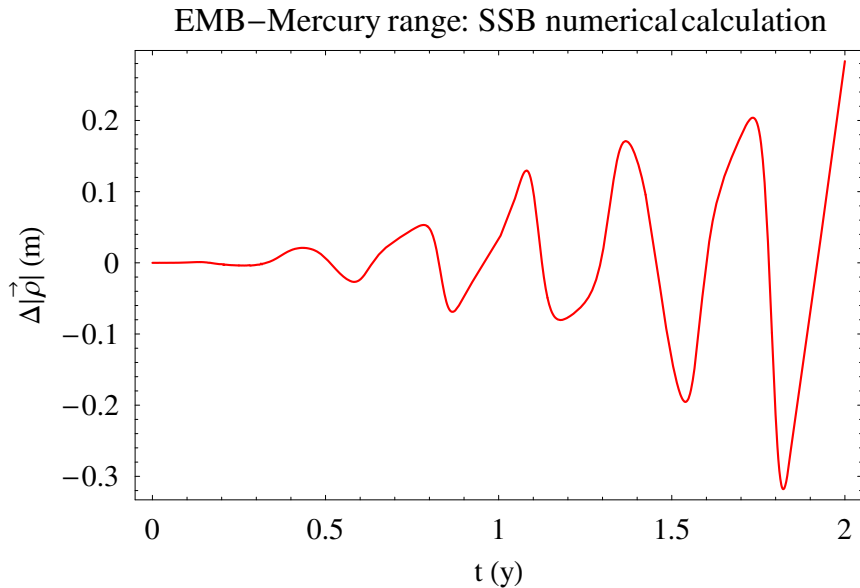


Figure 7: Difference $\Delta|\vec{\rho}| \doteq |\vec{\rho}_P| - |\vec{\rho}_R|$ in the numerically integrated EMB-Mercury ranges with and without the nominal perturbation due to a secular variation of G as large as $\dot{G}/G = -5.9 \times 10^{-14} \text{ yr}^{-1}$ [19] over $\Delta t = 2 \text{ yr}$. The same initial conditions (J2000) have been used for both the integrations. The state vectors at the reference epoch have been retrieved from the NASA JPL Horizons system. The integrations have been performed in the ICRF/J2000.0 reference frame, with the ecliptic and mean equinox of the reference epoch, centered at the Solar System Barycenter (SSB).

would be about 60 cm, which, in principle, should be measurable with Bepi-Colombo at a $0.7 - 2 \times 10^{-1}$ level of relative accuracy. If a secular decrease

of G will be confirmed as a genuine physical effect by further analyses of planetary data by independent teams of astronomers, it should be modeled in the BepiColombo data analysis because, otherwise, it would affect the Schwarzschild, J_2 and Lense-Thirring signatures at 1×10^{-6} , 2×10^{-3} , 3×10^{-2} level, respectively. Anyway, the action of the Lense-Thirring effect, of Ceres, Pallas, Vesta and of TNOs, modeled or not, would likely bias the recovery of the putative \dot{G} signal in a severe way; it must be recalled that the mis-modeled signature due to the three large asteroids is 50 cm.

3.8 The Pioneer Anomaly

The Pioneer anomaly [34], which is a constant anomalous extra-acceleration approximately directed towards the Sun of magnitude $A_{\text{Pio}} = 8.74 \times 10^{-10}$ m s⁻² detected in the telemetry of the Pioneer 10/11 spacecraft after they passed 20 au, may, in principle, impact the Earth-Mercury range as well in an indirect way through the altered action on them of the bodies directly affected by such a putative exotic force, i.e. Uranus, Neptune, Pluto and Eris. This would be another way of testing the hypothesis of a gravitational nature of the Pioneer anomaly in addition to directly looking at the outer planets [35] which has given negative results [36, 37]. In Figure 8 we plot its signature. It would amount to 4 mm, which is too small to be realistically detected. Moreover, also the aliasing bias of the other effects previously considered would be crucial.

3.9 Planet X

Finally, let us consider the potential ability of BepiColombo of detecting the signature of a putative remote planet X. In Figure 9 we depict the X's range signal for the maximum value of its tidal parameter $\mathcal{K}_X \doteq GM_X/r_X^3$ according to the anomalous perihelion precession of Saturn analyzed in [38]. Let us recall that recently Pitjeva [39] and Fienga et al. [37] independently determined statistically significant extra-precessions of the perihelion of Saturn from preliminary analysis of some years of radio-tracking data of the Cassini spacecraft. Their values are⁶ $\Delta\dot{\omega}_{\text{Sat}} = -6 \pm 2$ mas cty⁻¹, cited in [37], and $\Delta\dot{\omega}_{\text{Sat}} = -10 \pm 8$ mas cty⁻¹ [37]. Further data analyses of longer Cassini data records are required to confirm or disproof the existence of such an anomaly as a genuine physical effect⁷. The maximum effect of X on the

⁶E.V. Pitjeva, private communication, December 2008.

⁷Pitjeva in [19] reports a new value which, instead, is statistically compatible with 0, i.e. $\Delta\dot{\omega}_{\text{Sat}} = -10 \pm 15$ mas cty⁻¹

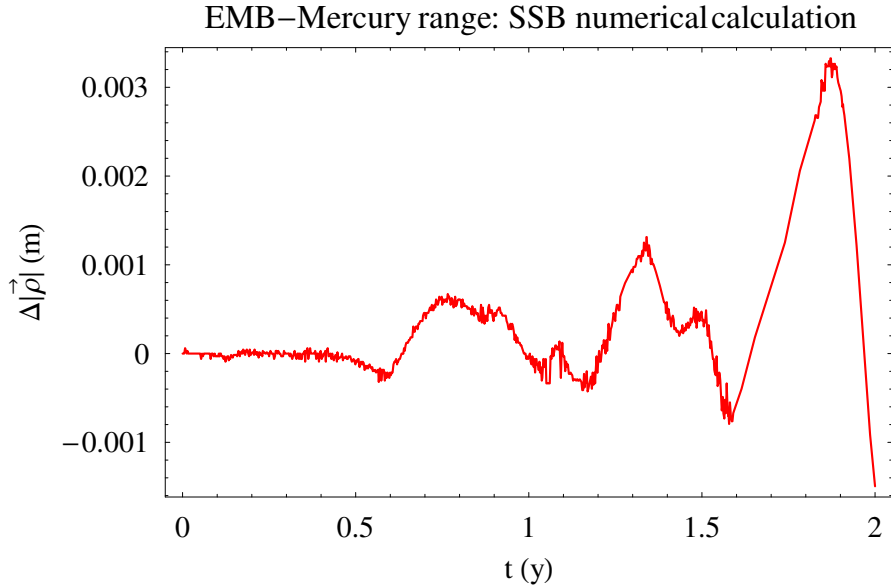


Figure 8: Difference $\Delta|\vec{\rho}| \doteq |\vec{\rho}_P| - |\vec{\rho}_R|$ in the numerically integrated EMB–Mercury ranges with and without the nominal perturbation due to a Pioneer-like constant and uniform radial acceleration of $A_{\text{Pio}} = 8.74 \times 10^{-10} \text{ m s}^{-2}$ acting upon Uranus, Neptune, Pluto, Eris over $\Delta t = 2 \text{ yr}$. The same initial conditions (J2000) have been used for both the integrations. The state vectors at the reference epoch have been retrieved from the NASA JPL Horizons system. The integrations have been performed in the ICRF/J2000.0 reference frame, with the ecliptic and mean equinox of the reference epoch, centered at the Solar System Barycenter (SSB).

Mercury range would be as large as 1.5 – 3 m, falling within the measurability domain of BepiColombo. It must be noted that a large part of such a signal may be largely confused with the action of the TNOs. The Lense-Thirring effect, if not modeled, would be another source of serious systematic error as well.

4 Earth-Venus range

Although, at present, no tests of interplanetary ranging to Venus have been practically performed, contrary to Mercury and Mars, we prefer to treat also its case not only for completeness but also because simulations of interplan-

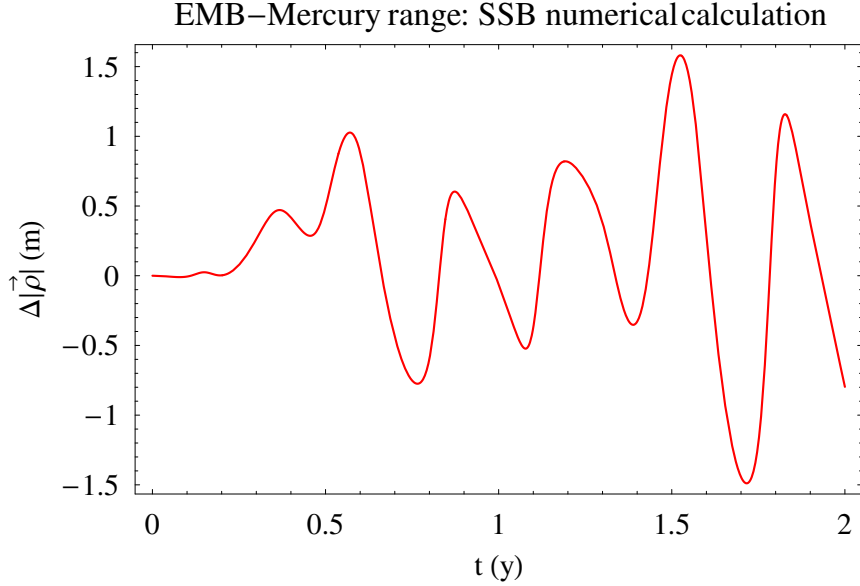


Figure 9: Difference $\Delta|\vec{\rho}| \doteq |\vec{\rho}_P| - |\vec{\rho}_R|$ in the numerically integrated EMB–Mercury ranges with and without the perturbation due to hypothetical remote planet X lying almost in the ecliptic with maximum tidal parameter $\mathcal{K}_X = 2.7 \times 10^{-26} \text{ s}^{-2}$ [38] over $\Delta t = 2 \text{ yr}$. The same initial conditions (J2000) have been used for both the integrations. The state vectors at the reference epoch have been retrieved from the NASA JPL Horizons system. The integrations have been performed in the ICRF/J2000.0 reference frame, with the ecliptic and mean equinox of the reference epoch, centered at the Solar System Barycenter (SSB).

etary transponder and laser communications experiments via dual station ranging to SLR satellites covering also Venus have been implemented [4, 7]. Currently available radar-ranging normal points to Venus cover about 33 yr, from 1962 to 1995. The range residuals are depicted in Figure B-6 of [18]; after having been as large as 15 km in the first 10 yr, they drop below 5 km in the remaining. Figure B-4 shows the range residuals to Venus Express at Venus from 2006 to 2008; they are below the 10 m level.

4.1 The Schwarzschild field of the Sun

According to Figure 10, the peak-to-peak amplitude of the general relativistic Schwarzschild effect is $1.2 \times 10^5 \text{ m}$ over $\Delta t = 2 \text{ m}$. A hypothetical, future

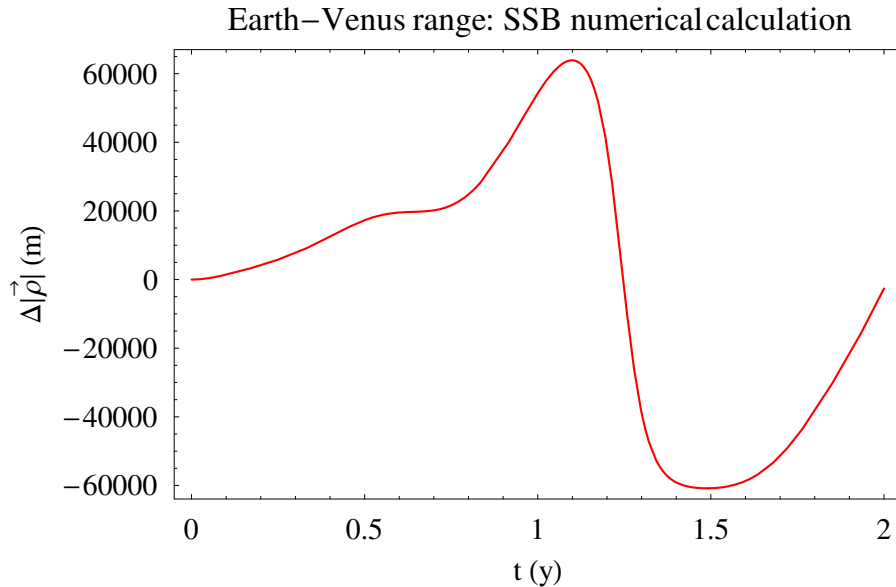


Figure 10: Difference $\Delta|\vec{\rho}| \doteq |\vec{\rho}_P| - |\vec{\rho}_R|$ in the numerically integrated EMB-Venus ranges with and without the perturbation due to the Sun’s Schwarzschild field over $\Delta t = 2$ yr. The same initial conditions (J2000) have been used for both the integrations. The state vectors at the reference epoch have been retrieved from the NASA JPL Horizons system. The integrations have been performed in the ICRF/J2000.0 reference frame, with the ecliptic and mean equinox of the reference epoch, centered at the Solar System Barycenter (SSB).

laser ranging to, say, a suitably equipped target orbiting Venus accurate to 10 cm would allow to measure such a general relativistic signal with a relative accuracy of 8×10^{-7} . In the following we will discuss the corrupting impact of some potential sources of systematic errors.

4.2 The oblateness of the Sun

The range perturbation due to the Sun’s oblateness is depicted in Figure 11 for the nominal value $J_2 = 2 \times 10^{-7}$. Also in this case a barycentric frame rotated to the Sun’s equator has been adopted. The nominal maximum shift is 40 m, so that a measure accurate to 2.5×10^{-3} would be possible with a future 10 cm-level ranging technique. Viewed as a source of systematic uncertainty, the solar quadrupole mass moment would affect the Schwarzschild

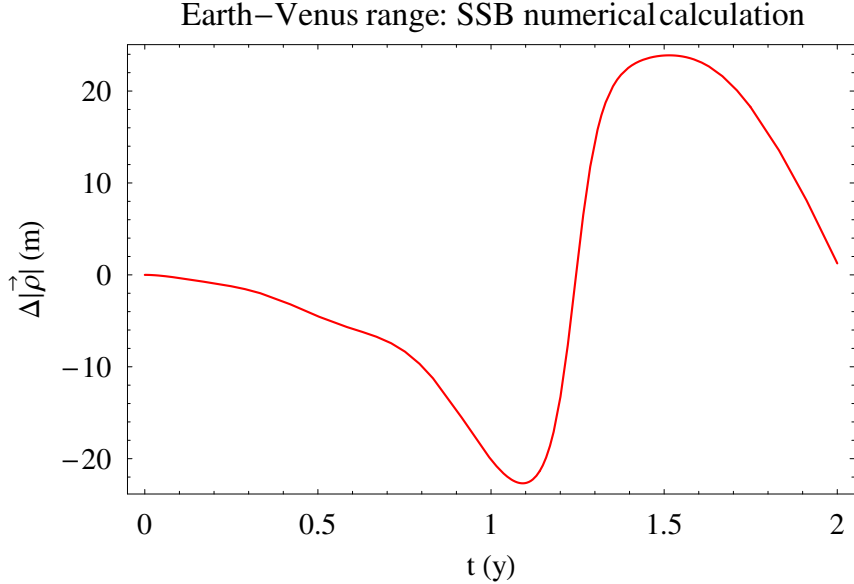


Figure 11: Difference $\Delta|\vec{\rho}| \doteq |\vec{\rho}_P| - |\vec{\rho}_R|$ in the numerically integrated EMB–Venus ranges with and without the nominal perturbation due to the Sun’s quadrupole mass moment $J_2 = 2.0 \times 10^{-7}$ over $\Delta t = 2$ yr. The same initial conditions (J2000) have been used for both the integrations. The state vectors at the reference epoch have been retrieved from the NASA JPL Horizons system. The integrations have been performed in the ICRF/J2000.0 reference frame, with the mean equinox of the reference epoch and the reference $\{xy\}$ plane rotated from the mean ecliptic of the epoch to the Sun’s equator, centered at the Solar System Barycenter (SSB).

signal at 3×10^{-6} level by assuming the present-day uncertainty in it, i.e. 10%. The temporal patterns of the two signals are quite different. Note that the dynamical action of J_2 was modeled in producing the Venus Express residuals; thus, a mismodeled signal as large as just 4 m should have been left, in agreement with the range residuals.

4.3 The Lense-Thirring effect of the Sun

Figure 12 shows the Lense-Thirring perturbation of the Venus range, integrated in a frame aligned with the Sun’s equator. The peak-to-peak amplitude is 2 m, which would be measurable with a future accurate cm-level ranging device with a relative accuracy of $2 - 5 \times 10^{-2}$. The Lense-Thirring

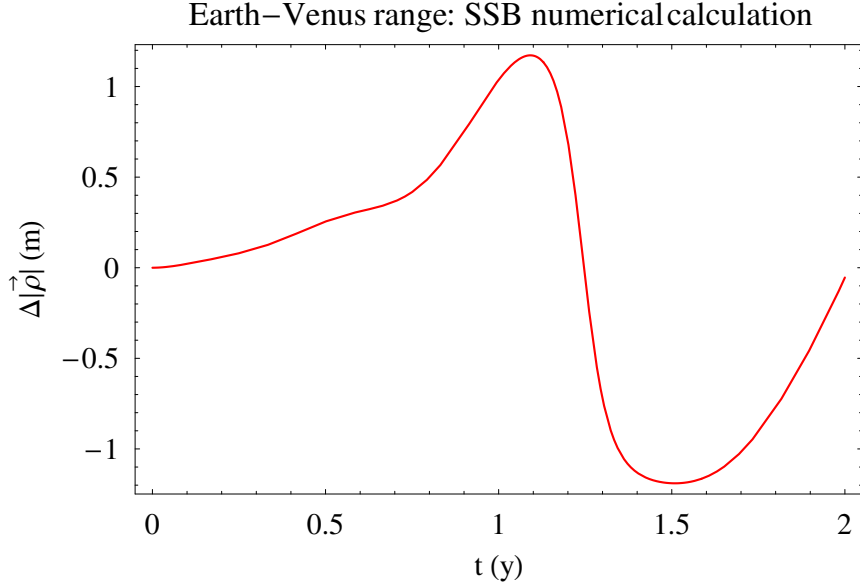


Figure 12: Difference $\Delta|\vec{\rho}| \doteq |\vec{\rho}_P| - |\vec{\rho}_R|$ in the numerically integrated EMB-Venus ranges with and without the perturbation due to the Sun’s Lense-Thirring field over $\Delta t = 2$ yr. The same initial conditions (J2000) have been used for both the integrations. The state vectors at the reference epoch have been retrieved from the NASA JPL Horizons system. The integrations have been performed in the ICRF/J2000.0 reference frame, with the mean equinox of the reference epoch and the reference $\{xy\}$ plane rotated from the mean ecliptic of the epoch to the Sun’s equator, centered at the Solar System Barycenter (SSB).

signature is still too small to be detected nowadays with the current spacecraft ranging. If not modeled, the Sun’s gravitomagnetic field would impact a determination of J_2 at a 5% level, while the Schwarzschild signal would be biased by the Lense-Thirring one at a 3×10^{-5} level. It must be noted that the two relativistic signals exhibit very similar patterns. The present-day 10% uncertainty in the Sun’s oblateness would yield a mismodeled signal two times larger than the gravitomagnetic one. Anyway, their temporal signatures are different, so that it would be possible, in principle, to separate them.

4.4 The ring of the minor asteroids and Ceres, Pallas and Vesta

The impact of the ring of the minor asteroids on the Venus range is depicted in Figure 13. With its nominal maximum span of 3 m (peak-to-peak am-

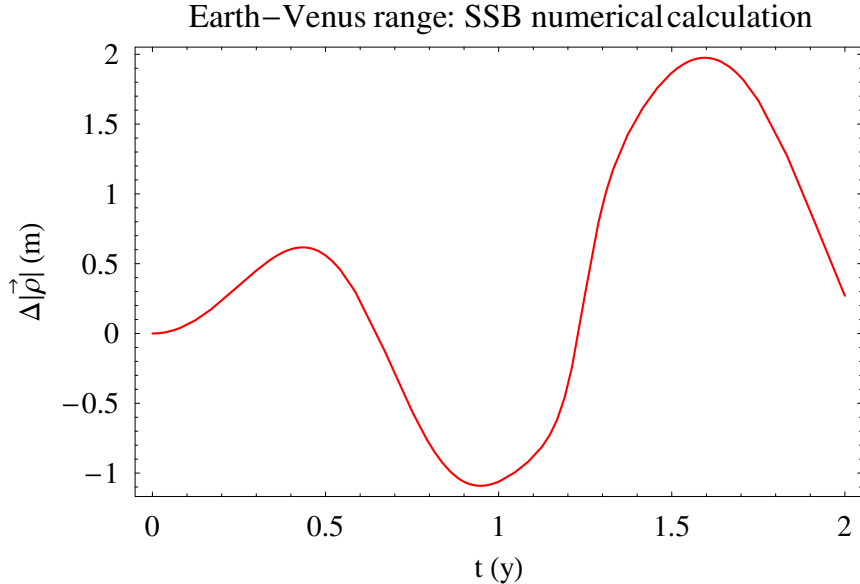


Figure 13: Difference $\Delta|\vec{\rho}| \doteq |\vec{\rho}_P| - |\vec{\rho}_R|$ in the numerically integrated EMB-Venus ranges with and without the nominal perturbation due to the ring of minor asteroids with $m_{\text{ring}} = 1 \times 10^{-10} M_{\odot}$ [26] and $R_{\text{ring}} = 3.14$ au [26] over $\Delta t = 2$ yr. The same initial conditions (J2000) have been used for both the integrations. The state vectors at the reference epoch have been retrieved from the NASA JPL Horizons system. The integrations have been performed in the ICRF/J2000.0 reference frame, with the ecliptic and mean equinox of the reference epoch, centered at the Solar System Barycenter (SSB).

plitude), also in this case such a perturbation would be detectable with a cm-level ranging, and may pose some problems to the other signals of interest previously examined. Indeed, its mismodeled signature would impact the Lense-Thirring one at 4.5×10^{-1} level, while the bias on J_2 and the Schwarzschild effect is 2.3×10^{-2} and 7.5×10^{-6} , respectively. Anyway, the time signatures are different. It can be shown that the nominal perturbation on the Venus range by Ceres, Pallas, Vesta is 175 m, measurable at a

6×10^{-4} level with a ranging device accurate to 10-cm. The aliasing effect of the current mismodeling in J_2 and in the unmodeled Lense-Thirring effect is of the order of $2 \times 10^{-2}, 1 \times 10^{-2}$, respectively. Conversely, it turns out that the peak-to-peak amplitude of the mismodeled signature of Ceres, Pallas, Vesta is 1 m. It would largely alias the Lense-Thirring effect, while the systematic relative uncertainty induced on the gravitoelectric and J_2 range perturbations would be $8 \times 10^{-6}, 2 \times 10^{-2}$, respectively.

4.5 The Trans-Neptunian Objects

Figure 14 shows the effect of the TNOs on the Venus range. Its peak-to-peak amplitude is about 50 cm: it may be detectable. Its bias on the

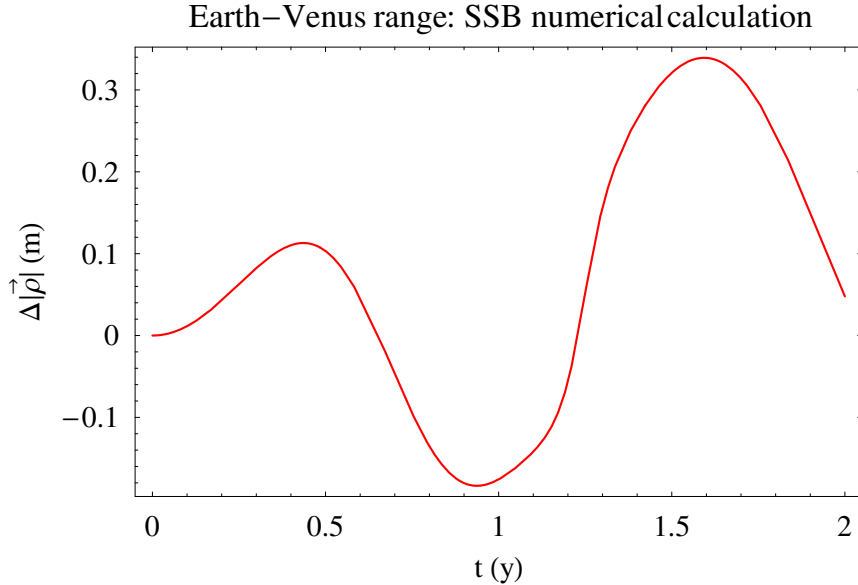


Figure 14: Difference $\Delta|\vec{\rho}| \doteq |\vec{\rho}_P| - |\vec{\rho}_R|$ in the numerically integrated EMB-Venus ranges with and without the nominal perturbation due to the ring of Trans-Neptunian Objects with $m_{\text{ring}} = 5.26 \times 10^{-8} M_{\odot}$ [19] and $R_{\text{ring}} = 43$ au [19] over $\Delta t = 2$ yr. The same initial conditions (J2000) have been used for both the integrations. The state vectors at the reference epoch have been retrieved from the NASA JPL Horizons system. The integrations have been performed in the ICRF/J2000.0 reference frame, with the ecliptic and mean equinox of the reference epoch, centered at the Solar System Barycenter (SSB).

Schwarzschild, J_2 and Lense-Thirring signals is 4×10^{-6} , 1.2×10^{-2} , 2.5×10^{-1} , respectively. Concerning the aliasing effect on the gravitomagnetic effect, it must be noted that the temporal evolution of the two signals is different. This would help in decorrelating them.

4.6 Violation of the Strong Equivalence Principle

Figure 15 illustrates the nominal perturbation of the venusian range due to a SEP violation with $\eta = 10^{-5}$. Such a signal is completely negligible

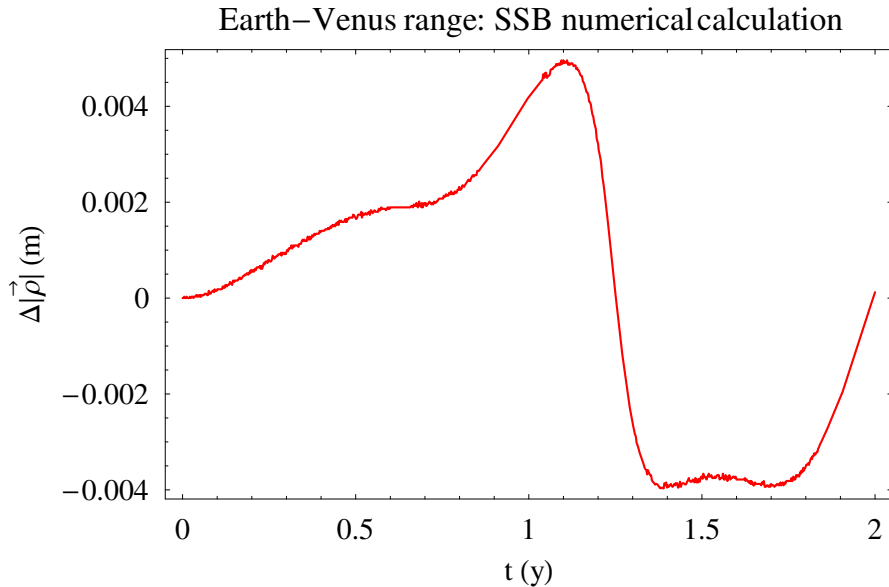


Figure 15: Difference $\Delta|\vec{\rho}| \doteq |\vec{\rho}_P| - |\vec{\rho}_R|$ in the numerically integrated EMB-Venus ranges with and without the nominal perturbation due to a violation of the Strong Equivalence Principle for $\eta = 10^{-5}$ over $\Delta t = 2$ yr. The same initial conditions (J2000) have been used for both the integrations. The state vectors at the reference epoch have been retrieved from the NASA JPL Horizons system. The integrations have been performed in the ICRF/J2000.0 reference frame, with the ecliptic and mean equinox of the reference epoch, centered at the Solar System Barycenter (SSB).

because its peak-to-peak amplitude is of just 8 mm. Apart from the fact that it would be undetectable, it would be overwhelmed by all the other signatures, modeled or not, previously considered.

4.7 Secular variation of the Newtonian constant of gravitation

The effect of a secular variation of G as large as $\dot{G}/G = -5.9 \times 10^{-14} \text{ yr}^{-1}$ is depicted in Figure 16. Its peak-to-peak amplitude is about 7 cm, which

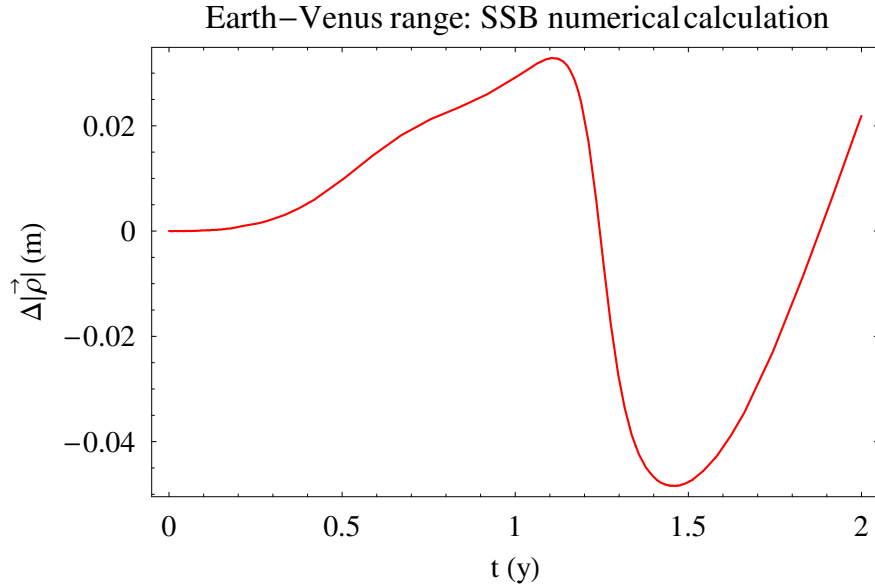


Figure 16: Difference $\Delta|\vec{\rho}| \doteq |\vec{\rho}_P| - |\vec{\rho}_R|$ in the numerically integrated EMB-Venus ranges with and without the nominal perturbation due to a secular variation of G as large as $\dot{G}/G = -5.9 \times 10^{-14} \text{ yr}^{-1}$ [19] over $\Delta t = 2 \text{ yr}$. The same initial conditions (J2000) have been used for both the integrations. The state vectors at the reference epoch have been retrieved from the NASA JPL Horizons system. The integrations have been performed in the ICRF/J2000.0 reference frame, with the ecliptic and mean equinox of the reference epoch, centered at the Solar System Barycenter (SSB).

is hardly detectable even with a cm-level ranging system. Moreover, such a signature would be easily biased by the other dynamical effects considered; for example, recall that the mismodeled effect of Ceres, Pallas, Vesta is as large as 1 m.

4.8 The Pioneer Anomaly

Figure 17 illustrates the Venus range perturbation induced by the indirect effect of the Pioneer anomaly assumed acting only on the outer planets

of the solar system. Their motions would be altered with respect to the standard case, thus reflecting also on the Earth-Venus distance. Its peak-to-

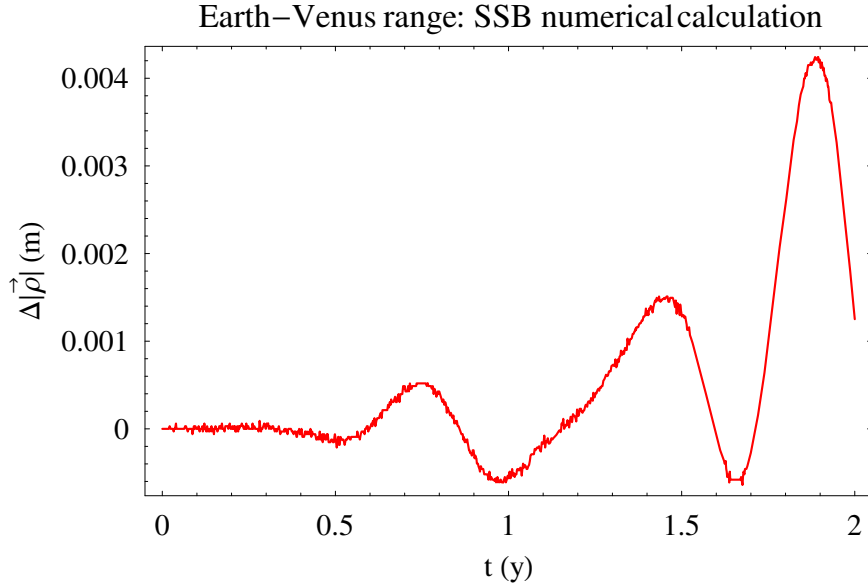


Figure 17: Difference $\Delta|\vec{\rho}| \doteq |\vec{\rho}_P| - |\vec{\rho}_R|$ in the numerically integrated EMB-Venus ranges with and without the nominal perturbation due to a Pioneer-like constant and uniform radial acceleration of $A_{\text{Pio}} = 8.74 \times 10^{-10} \text{ m s}^{-2}$ acting upon Uranus, Neptune, Pluto, Eris over $\Delta t = 2 \text{ yr}$. The same initial conditions (J2000) have been used for both the integrations. The state vectors at the reference epoch have been retrieved from the NASA JPL Horizons system. The integrations have been performed in the ICRF/J2000.0 reference frame, with the ecliptic and mean equinox of the reference epoch, centered at the Solar System Barycenter (SSB).

peak amplitude amounts to 5 mm, about equal to the corresponding effect for Mercury (4 mm). It is negligible because it would be undetectable, given the expected cm-level accuracy of future interplanetary ranging devices. Moreover, the much larger aliasing effects of the other competing dynamical signatures would completely overwhelm it.

4.9 Planet X

More interesting is the situation for a putative planet X. Indeed, the peak-to-peak amplitude of its signal, illustrated in Figure 18-Figure 19, is 3 – 5

m. It would be detectable in future if a cm-level accuracy in ranging will

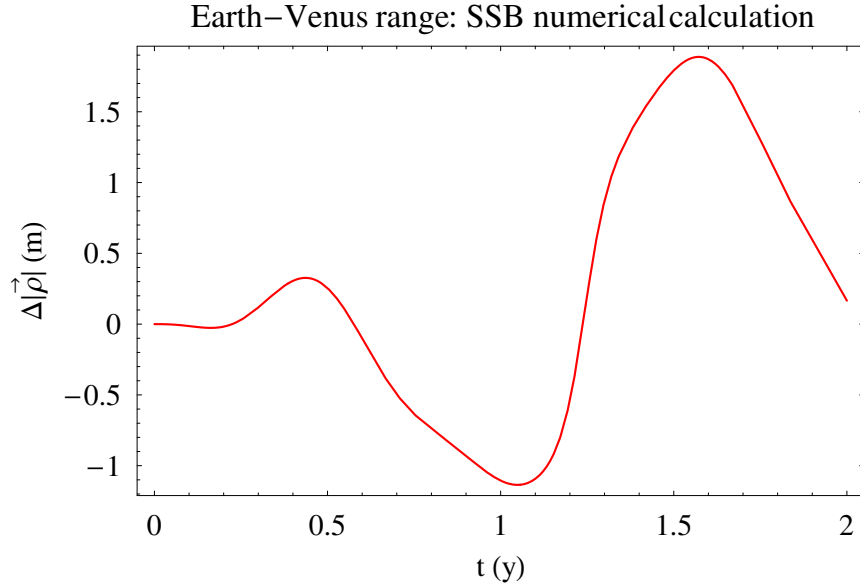


Figure 18: Difference $\Delta|\vec{\rho}| \doteq |\vec{\rho}_P| - |\vec{\rho}_R|$ in the numerically integrated EMB-Venus ranges with and without the perturbation due to hypothetical remote planet X lying almost in the ecliptic with minimum tidal parameter $\mathcal{K}_X = 1.6 \times 10^{-26} \text{ s}^{-2}$ [38] over $\Delta t = 2 \text{ yr}$. The same initial conditions (J2000) have been used for both the integrations. The state vectors at the reference epoch have been retrieved from the NASA JPL Horizons system. The integrations have been performed in the ICRF/J2000.0 reference frame, with the ecliptic and mean equinox of the reference epoch, centered at the Solar System Barycenter (SSB).

be achieved. For the moment, the X’s signature is compatible with the currently available range-residuals. Note that its pattern would be similar to that due to the TNOs ring, but its magnitude would be up to 10 times larger. On the contrary, the Lense-Thirring effect has a comparable, m-level size, but a different time signature.

5 Earth-Mars range

For Mars we have at our disposal long time series of range residuals accurate to about 1–10 m-level thanks to several spacecraft (Viking, Mars Pathfinder,

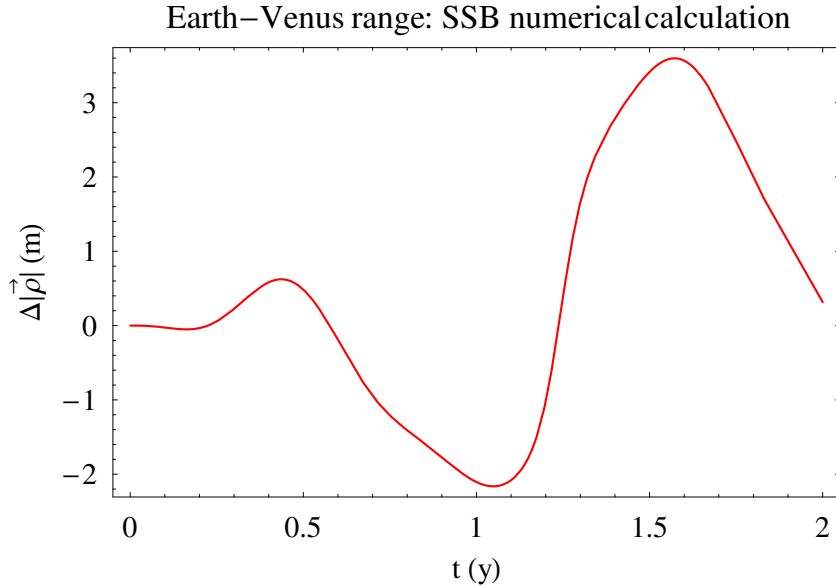


Figure 19: Difference $\Delta|\vec{\rho}| \doteq |\vec{\rho}_P| - |\vec{\rho}_R|$ in the numerically integrated EMB-Venus ranges with and without the perturbation due to hypothetical remote planet X lying almost in the ecliptic with maximum tidal parameter $\mathcal{K}_X = 2.7 \times 10^{-26} \text{ s}^{-2}$ [38] over $\Delta t = 2 \text{ yr}$. The same initial conditions (J2000) have been used for both the integrations. The state vectors at the reference epoch have been retrieved from the NASA JPL Horizons system. The integrations have been performed in the ICRF/J2000.0 reference frame, with the ecliptic and mean equinox of the reference epoch, centered at the Solar System Barycenter (SSB).

Mars Global Surveyor, Mars Odyssey, Mars Reconnaissance Orbiter, Mars Express) which have orbited or are still orbiting the red planet. Figure B-10 of [18] depicts the 1-way range residuals of the Viking Lander at Mars spanning from 1976 to 1982; they are at approximately 20 m level. Figure B-11 of [18] shows the 1-way range residuals of several post-Viking spacecraft; they generally cover a few years and are accurate to 5 – 10 m.

5.1 The Schwarzschild field of the Sun

The general relativistic Schwarzschild perturbation of the Mars range is shown in Figure 20. Its peak-to-peak amplitude is $1 \times 10^5 \text{ m}$. Thus, a 5 – 10 cm-level ranging device operating continuously over a couple of years would

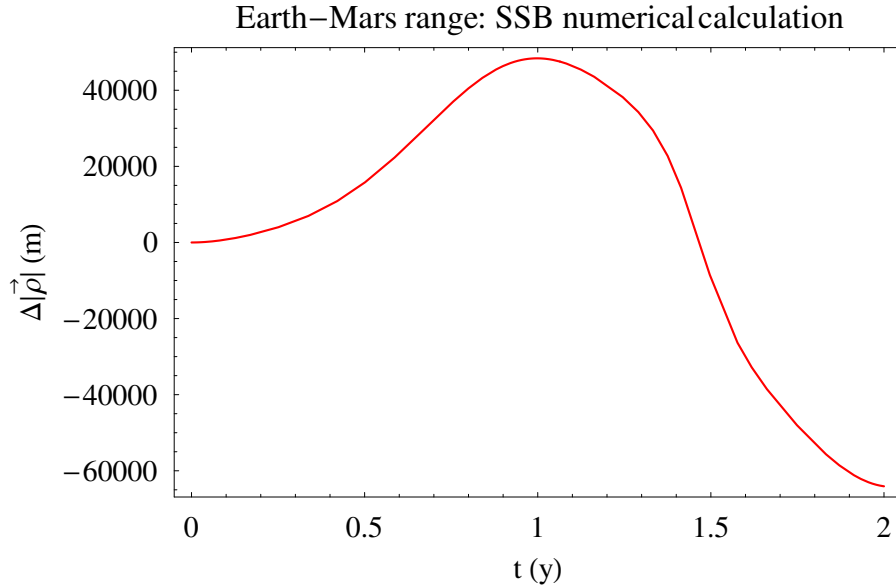


Figure 20: Difference $\Delta|\vec{\rho}| \doteq |\vec{\rho}_P| - |\vec{\rho}_R|$ in the numerically integrated EMB-Mars ranges with and without the perturbation due to the Sun’s Schwarzschild field over $\Delta t = 2$ yr. The same initial conditions (J2000) have been used for both the integrations. The state vectors at the reference epoch have been retrieved from the NASA JPL Horizons system. The integrations have been performed in the ICRF/J2000.0 reference frame, with the ecliptic and mean equinox of the reference epoch, centered at the Solar System Barycenter (SSB).

allow a relative accuracy in measuring it of $5 \times 10^{-7} - 1 \times 10^{-6}$. Also in this case, several potential sources of systematic errors are to be carefully considered.

5.2 The oblateness of the Sun

Figure 21 illustrates the nominal signal due to the Sun’s quadrupole mass moment for $J_2 = 2 \times 10^{-7}$ computed in a frame aligned with the Sun’s equator. Its peak-to-peak amplitude amounts to 25 m; thus, its effect would be well measurable at a $2 - 4 \times 10^{-3}$ level by means of a new ranging facility with an accuracy of the order of cm. Concerning its actual presence in the present-day range residuals, it must be noted that the dynamical action of the solar J_2 has always been modeled in producing them. Since

J_2 is nowadays accurate to 10^{-1} , the corresponding mismodeled signature would be as large as about 2.5 m, i.e. well compatible with the range residuals available. Its impact as a source of systematic uncertainty on the

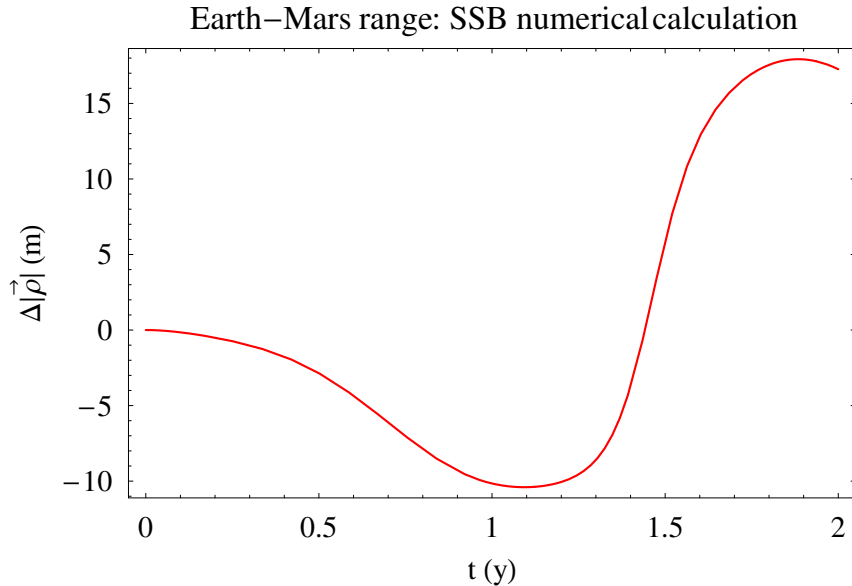


Figure 21: Difference $\Delta|\vec{\rho}| \doteq |\vec{\rho}_P| - |\vec{\rho}_R|$ in the numerically integrated EMB-Mars ranges with and without the nominal perturbation due to the Sun’s quadrupole mass moment $J_2 = 2.0 \times 10^{-7}$ over $\Delta t = 2$ yr. The same initial conditions (J2000) have been used for both the integrations. The state vectors at the reference epoch have been retrieved from the NASA JPL Horizons system. The integrations have been performed in the ICRF/J2000.0 reference frame, with the mean equinox of the reference epoch and the reference $\{xy\}$ plane rotated from the mean ecliptic of the epoch to the Sun’s equator, centered at the Solar System Barycenter (SSB).

Schwarzschild signal amounts to 2.5×10^{-5} ; note, however, the different time signatures of Figure 20 and Figure 21.

5.3 The Lense-Thirring effect of the Sun

The Lense-Thirring range perturbation, computed in a frame aligned with the Sun’s equator, is shown in Figure 22. Its peak-to-peak amplitude is about 1.5 m, not too far from the present-day range accuracy; thus, its existence as predicted by general relativity is not in contrast with the range

residuals currently available. It could be measured with a future cm-level ranging system at a 3 – 6% level. If not properly modeled, the gravitomag-

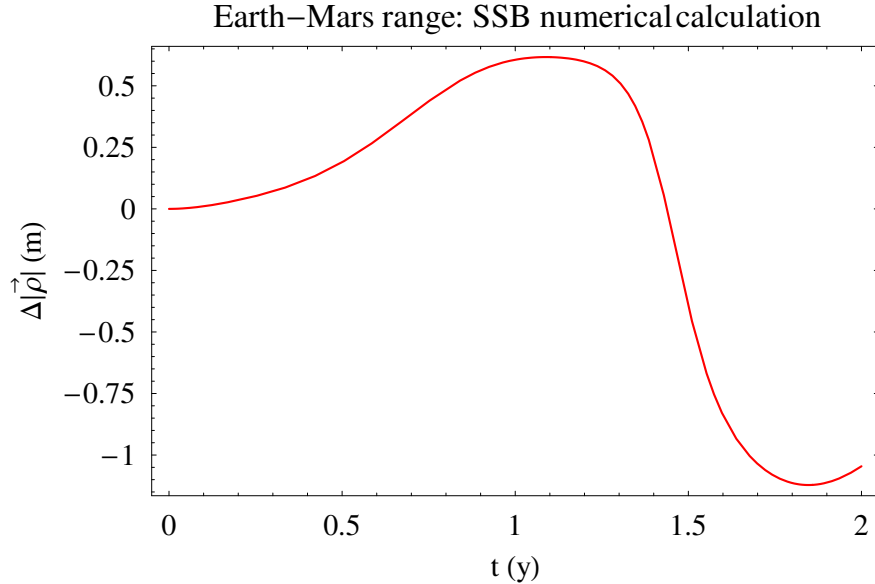


Figure 22: Difference $\Delta|\vec{\rho}| \doteq |\vec{\rho}_P| - |\vec{\rho}_R|$ in the numerically integrated EMB–Mars ranges with and without the perturbation due to the Sun’s Lense–Thirring field over $\Delta t = 2$ yr. The same initial conditions (J2000) have been used for both the integrations. The state vectors at the reference epoch have been retrieved from the NASA JPL Horizons system. The integrations have been performed in the ICRF/J2000.0 reference frame, with the mean equinox of the reference epoch and the reference $\{xy\}$ plane rotated from the mean ecliptic of the epoch to the Sun’s equator, centered at the Solar System Barycenter (SSB).

netic signature would impact the Schwarzschild one at a 1.5×10^{-5} level; moreover, note the similar time evolution of the two signals. Concerning J_2 , the Lense–Thirring effect would bias its signal at a 6% level. Conversely, if one looks at J_2 as a potential source of systematic bias for the recovery of the gravitomagnetic effect, the mismodeled signature of the Sun’s quadrupolar mass moment would be 1.6 times larger than it. An improvement in its knowledge by one order of magnitude, as expected from, e.g., BepiColombo, would push its bias on the Lense–Thirring signal at 16%. Anyway, it must be noted that their temporal evolutions are different.

5.4 The ring of the minor asteroids and Ceres, Pallas and Vesta

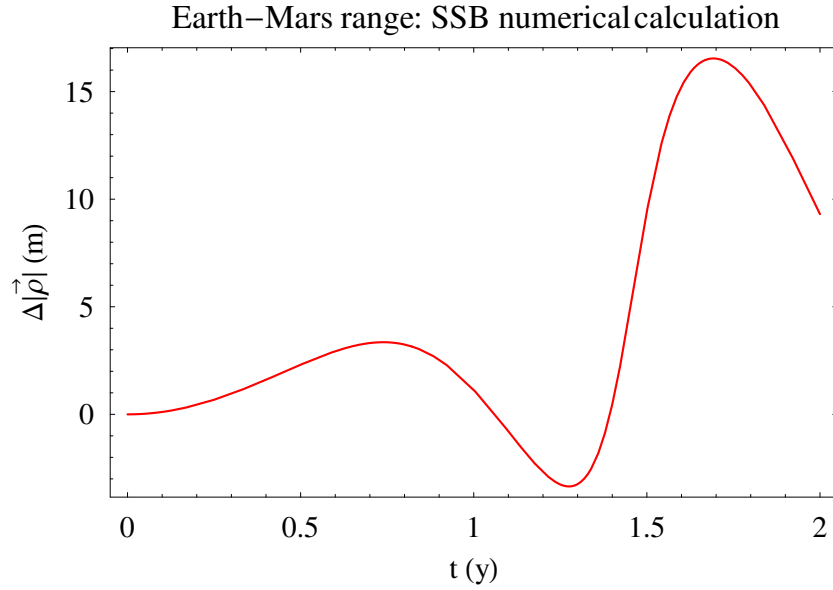


Figure 23: Difference $\Delta|\vec{\rho}| \doteq |\vec{\rho}_P| - |\vec{\rho}_R|$ in the numerically integrated EMB-Mars ranges with and without the nominal perturbation due to the ring of minor asteroids with $m_{\text{ring}} = 1 \times 10^{-10} M_{\odot}$ [26] and $R_{\text{ring}} = 3.14$ au [26] over $\Delta t = 2$ yr. The same initial conditions (J2000) have been used for both the integrations. The state vectors at the reference epoch have been retrieved from the NASA JPL Horizons system. The integrations have been performed in the ICRF/J2000.0 reference frame, with the ecliptic and mean equinox of the reference epoch, centered at the Solar System Barycenter (SSB).

The range perturbation of the ring of the minor asteroids is reproduced in Figure 24. Its nominal peak-to-peak amplitude is 20 m; by considering a 30% uncertainty in the mass of such a ring, the related mismodeled signal would be as large as 6 m. It would impact the recovery of the Schwarzschild and J_2 signals at 6×10^{-5} , 2.4×10^{-1} level, respectively, while the Lense-Thirring signature would be swamped. Note that the time signature of the minor asteroids is different from the relativistic ones and more similar to that due to J_2 .

The nominal perturbation on the range of Mars by Ceres, Pallas, Vesta is

computed. The peak-to-peak amplitude is as large as 600 m, measurable at a 2×10^{-4} level by assuming an accuracy of 10-cm in the ranging device. The aliasing effect of the present-day mismodeling in J_2 and in the unmodeled Lense-Thirring effect is of the order of 4×10^{-3} , 2.5×10^{-3} , respectively. On the other hand, it can be shown that the peak-to-peak amplitude of the mismodeled signature of the main asteroids considered here is 2 m. It would overwhelm the Lense-Thirring effect, while the systematic relative uncertainty on the Schwarzschild and J_2 range perturbations would be 2×10^{-5} , 8×10^{-2} , respectively.

5.5 The Trans-Neptunian Objects

More serious is the effect on the Mars range of the ring of the TNOs: it is shown in Figure 24. Its peak-to-peak amplitude is about 2.5 m, compatible with the present-day range residuals available. Thus, the TNOs, whose mass should be conservatively considered as uncertain at a 100% level, would impact the Schwarzschild signal at 2.5×10^{-5} level: the signatures are different. The J_2 effect would be biased at a 10% level, while the Lense-Thirring one would be overwhelmed by the TNOs, although their patterns are not equal.

5.6 Violation of the Strong Equivalence Principle

Moving to exotic effects, a violation of SEP driven by $\eta = 10^{-5}$ is shown in Figure 25. Its peak-to-peak amplitude is about 2 cm. Also in this case, it would be undetectable, and it would be totally swamped by the other dynamical effects considered, modeled or not.

5.7 Secular variation of the Newtonian constant of gravitation

The effect on the Mars range of a variation of G as large as that determined by Pitjeva [19] is reproduced in Figure 26. It is as large as 12 cm, i.e. it would be barely detectable because it would likely be removed from the signal when fitting the initial conditions. Moreover, it would be overwhelmed by the aliasing effects of all the other competing dynamical forces considered so far. Suffices it to say that the TNOs signal is 20 times larger; the present-day uncertainties in the masses of Ceres, Pallas and Vesta yield a signal of 2 m.

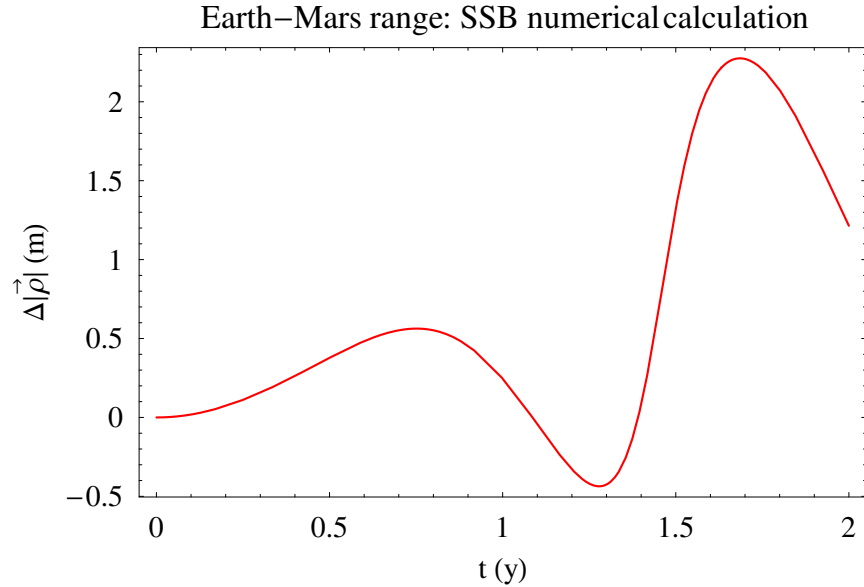


Figure 24: Difference $\Delta|\vec{\rho}| \doteq |\vec{\rho}_P| - |\vec{\rho}_R|$ in the numerically integrated EMB-Mars ranges with and without the nominal perturbation due to the ring of Trans-Neptunian Objects with $m_{\text{ring}} = 5.26 \times 10^{-8} M_{\odot}$ [19] and $R_{\text{ring}} = 43$ au [19] over $\Delta t = 2$ yr. The same initial conditions (J2000) have been used for both the integrations. The state vectors at the reference epoch have been retrieved from the NASA JPL Horizons system. The integrations have been performed in the ICRF/J2000.0 reference frame, with the ecliptic and mean equinox of the reference epoch, centered at the Solar System Barycenter (SSB).

5.8 The Pioneer Anomaly

Figure 27 depicts the indirect effect of the Pioneer anomaly on the Mars range. Its peak-to-peak amplitude is 1.2 cm. Also in this case, such a potential exotic effect would likely be too small to be realistically detected even with a future, advanced, cm-level ranging system. The systematic bias due to the other standard Newtonian and relativistic effects would be largely overwhelming.

5.9 Planet X

Finally, we consider the action of planet X in Figure 28-Figure 29. Its peak-to-peak amplitude is 4 – 8 m; it is not in contrast with the present-day

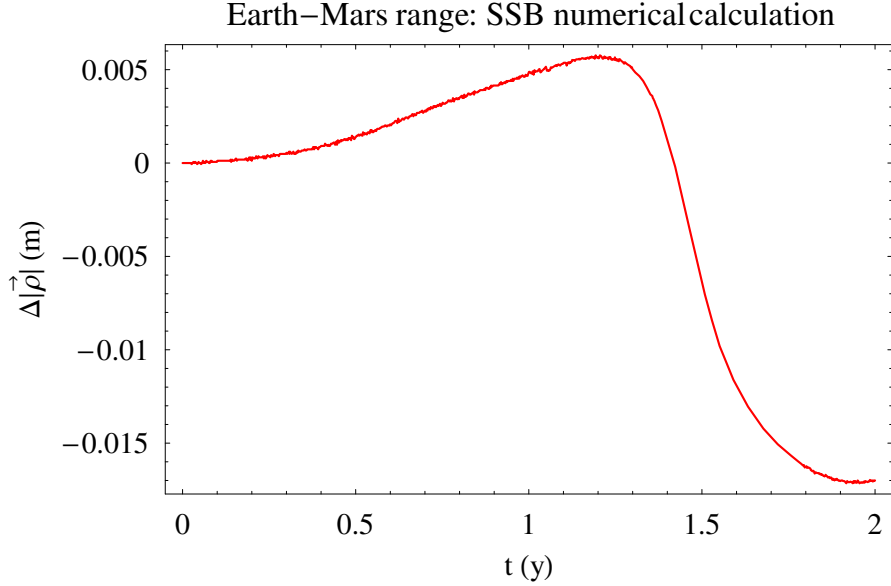


Figure 25: Difference $\Delta|\vec{\rho}| \doteq |\vec{\rho}_P| - |\vec{\rho}_R|$ in the numerically integrated EMB-Mars ranges with and without the nominal perturbation due a violation of SEP for $\eta = 10^{-5}$ over $\Delta t = 2$ yr. The same initial conditions (J2000) have been used for both the integrations. The state vectors at the reference epoch have been retrieved from the NASA JPL Horizons system. The integrations have been performed in the ICRF/J2000.0 reference frame, with the ecliptic and mean equinox of the reference epoch, centered at the Solar System Barycenter (SSB).

range residuals from the Martian spacecraft, also because X has not been explicitly modeled in producing them, and part of its signature could have been removed from the signal in fitting the initial conditions. Such a range perturbation could be measured with a future cm-level ranging system. The bias due to the TNOs would be 2 – 3 times smaller, and their signature would be different from that of X. Concerning the Lense-Thirring effect, if not modeled it would not mimic the action of X, and its magnitude would be 3 – 5 times smaller than that of X. The mismodeled signal due to the Sun’s J_2 would be about 2 – 3 times smaller, but the S/N ratio would become more favorable after the expected improvements by one order of magnitude in our knowledge of J_2 .

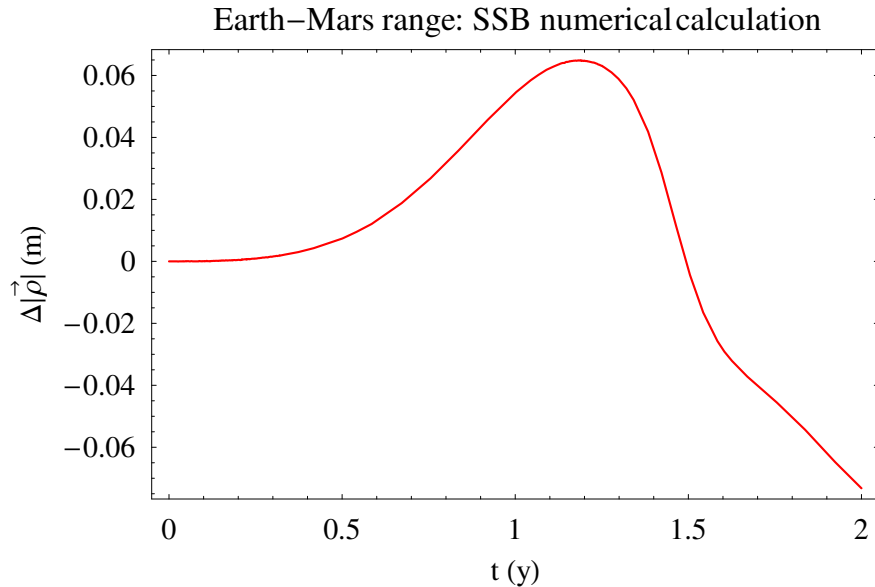


Figure 26: Difference $\Delta|\vec{\rho}| \doteq |\vec{\rho}_P| - |\vec{\rho}_R|$ in the numerically integrated EMB-Mars ranges with and without the nominal perturbation due to a secular variation of G as large as $\dot{G}/G = -5.9 \times 10^{-14} \text{ yr}^{-1}$ [19] over $\Delta t = 2 \text{ yr}$. The same initial conditions (J2000) have been used for both the integrations. The state vectors at the reference epoch have been retrieved from the NASA JPL Horizons system. The integrations have been performed in the ICRF/J2000.0 reference frame, with the ecliptic and mean equinox of the reference epoch, centered at the Solar System Barycenter (SSB).

6 Earth-Saturn range

After the Cassini spacecraft started its “grand tour” of the Saturnian system, it has been possible to drastically increase the accuracy of the orbit determination of the ringed planet through direct ranging to Cassini itself. Figure B-20 of [18] shows the range residuals of Saturn from 2004 to 2006 constructed with the DE421 ephemerides from Cassini normal points; processing of extended data records of Cassini is currently ongoing. The range residuals of Figure B-20 [18] are accurate at 10 m level. Also a pair of range residuals from close encounters with Voyager 1 (1980) and Voyager 2 (1982) are shown: they are almost one order of magnitude less accurate.

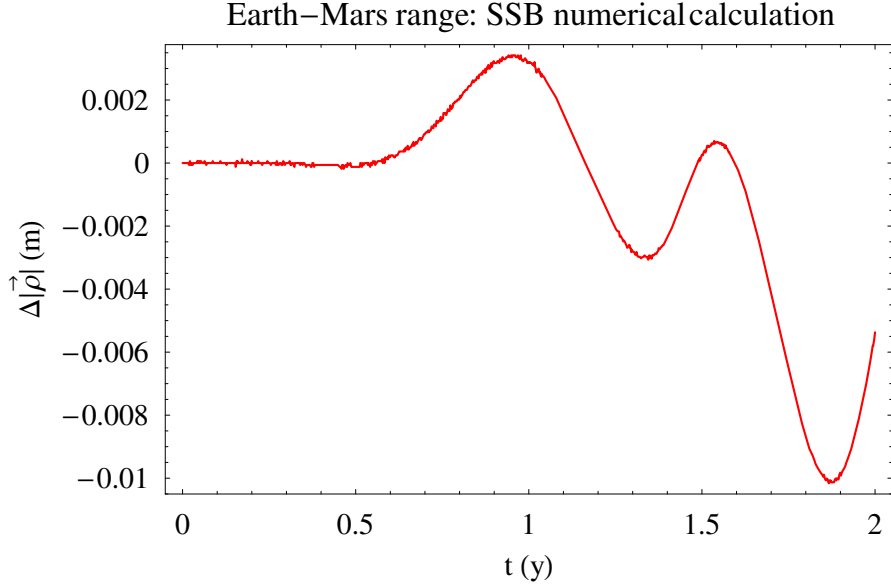


Figure 27: Difference $\Delta|\vec{\rho}| \doteq |\vec{\rho}_P| - |\vec{\rho}_R|$ in the numerically integrated EMB–Mars ranges with and without the nominal perturbation due to a Pioneer-like constant and uniform radial acceleration of $A_{\text{Pio}} = 8.74 \times 10^{-10} \text{ m s}^{-2}$ acting upon Uranus, Neptune, Pluto, Eris over $\Delta t = 2 \text{ yr}$. The same initial conditions (J2000) have been used for both the integrations. The state vectors at the reference epoch have been retrieved from the NASA JPL Horizons system. The integrations have been performed in the ICRF/J2000.0 reference frame, with the ecliptic and mean equinox of the reference epoch, centered at the Solar System Barycenter (SSB).

6.1 The Schwarzschild field of the Sun

Figure 30 shows the Schwarzschild perturbation of the range of Saturn over $\Delta t = 2 \text{ yr}$. Its peak-to-peak amplitude amounts to $1.5 \times 10^5 \text{ m}$. This implies a measurement accuracy of 7×10^{-5} , given the present-day level of uncertainty in the Cassini ranging residuals.

6.2 The oblateness of the Sun

The Sun’s oblateness effect on the Saturn range, computed in a solar equatorial frame, is depicted in Figure 31. Its nominal peak-to-peak amplitude is about 30 m. Thus, the relative accuracy in measuring it is modest, amounting to just 3×10^{-1} . A 10% uncertainty in the solar J_2 implies a mismodeled

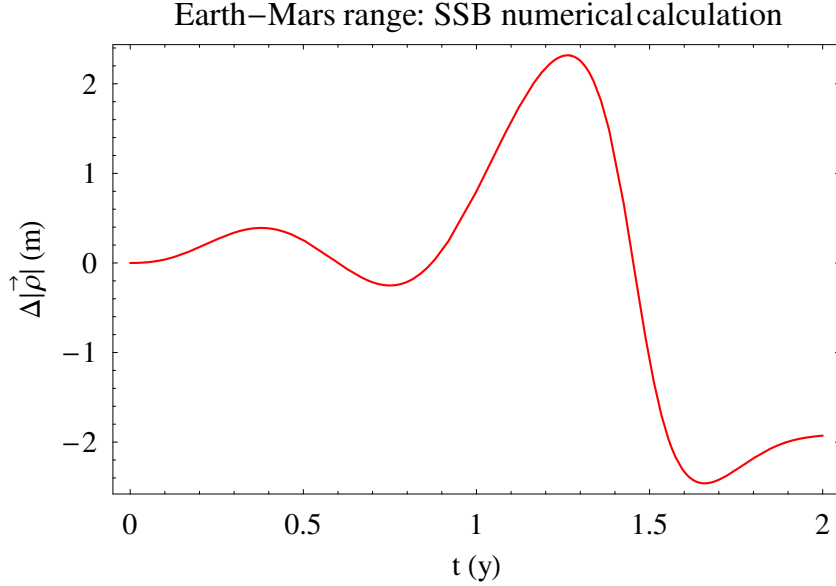


Figure 28: Difference $\Delta|\vec{\rho}| \doteq |\vec{\rho}_P| - |\vec{\rho}_R|$ in the numerically integrated EMB–Mars ranges with and without the perturbation due to hypothetical remote planet X lying almost in the ecliptic with minimum tidal parameter $\mathcal{K}_X = 1.6 \times 10^{-26} \text{ s}^{-2}$ [38] over $\Delta t = 2 \text{ yr}$. The same initial conditions (J2000) have been used for both the integrations. The state vectors at the reference epoch have been retrieved from the NASA JPL Horizons system. The integrations have been performed in the ICRF/J2000.0 reference frame, with the ecliptic and mean equinox of the reference epoch, centered at the Solar System Barycenter (SSB).

signal of 3 m. It represents a bias of 2×10^{-5} on the Schwarzschild signature, which, however, has a different pattern.

6.3 The Lense-Thirring effect of the Sun

The Lense-Thirring range perturbation for Saturn, computed in a frame with the z axis aligned with the Sun’s spin axis, is illustrated in Figure 32. Its peak-to-peak amplitude is approximately 2 m, too small to be detected with the present-day ranging accuracy to Cassini. It would affect the Schwarzschild perturbation at 1×10^{-5} level, while the J_2 effect would be biased at 7×10^{-2} level. The time signature of the gravitomagnetic shift is similar to the larger relativistic effect, but it is different from that due to

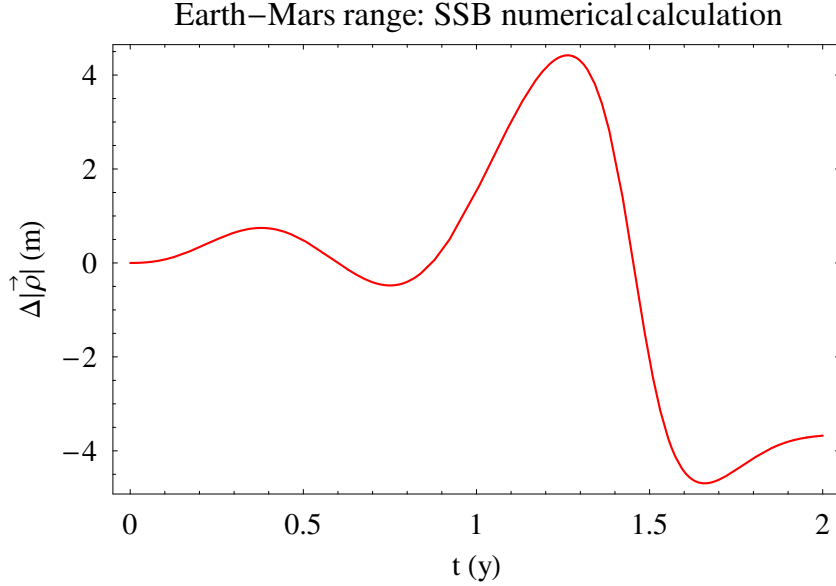


Figure 29: Difference $\Delta|\vec{\rho}| \doteq |\vec{\rho}_P| - |\vec{\rho}_R|$ in the numerically integrated EMB–Mars ranges with and without the perturbation due to hypothetical remote planet X lying almost in the ecliptic with maximum tidal parameter $\mathcal{K}_X = 2.7 \times 10^{-26} \text{ s}^{-2}$ [38] over $\Delta t = 2 \text{ yr}$. The same initial conditions (J2000) have been used for both the integrations. The state vectors at the reference epoch have been retrieved from the NASA JPL Horizons system. The integrations have been performed in the ICRF/J2000.0 reference frame, with the ecliptic and mean equinox of the reference epoch, centered at the Solar System Barycenter (SSB).

the Sun’s oblateness.

6.4 The ring of the minor asteroids and Ceres, Pallas and Vesta

The nominal effect of the ring of the minor asteroids on the Saturnian range is in Figure 33. Its peak-to-peak amplitude is as large as 15 m, barely detectable with the current Cassini ranging . The corresponding mismodeled signal would amount to 4.5 m, compatible with the Cassini range residuals. Such a source of systematic alias impacts the Schwarzschild perturbation at a 3×10^{-5} level, while the J_2 signal is biased by it at a 1.5×10^{-1} level. The Lense-Thirring signal is overwhelmed by the alias due to the minor

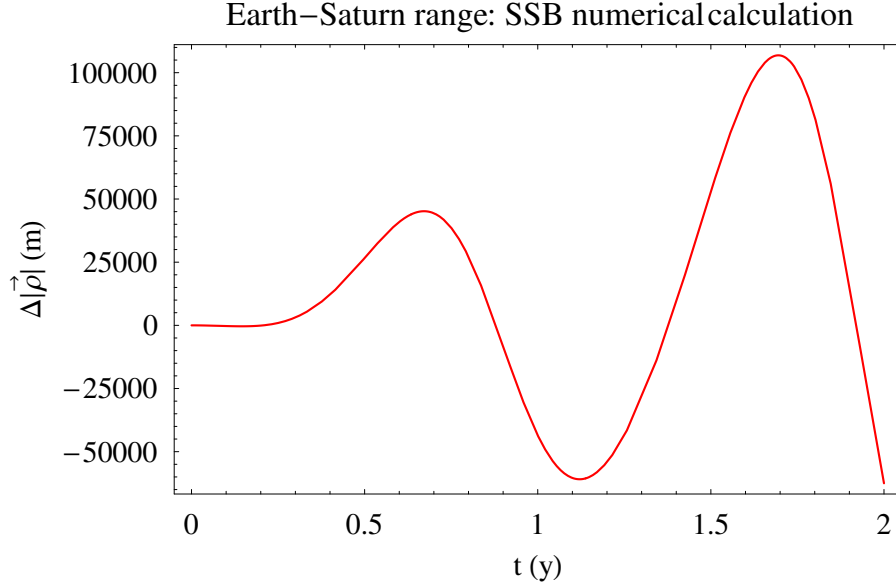


Figure 30: Difference $\Delta|\vec{\rho}| \doteq |\vec{\rho}_P| - |\vec{\rho}_R|$ in the numerically integrated EMB-Saturn ranges with and without the perturbation due to the Sun’s Schwarzschild field over $\Delta t = 2$ yr. The same initial conditions (J2000) have been used for both the integrations. The state vectors at the reference epoch have been retrieved from the NASA JPL Horizons system. The integrations have been performed in the ICRF/J2000.0 reference frame, with the ecliptic and mean equinox of the reference epoch, centered at the Solar System Barycenter (SSB).

asteroids.

The nominal perturbation on the Saturn range by the combined action of Ceres, Pallas, Vesta is computed. The peak-to-peak amplitude amounts to 600 m, measurable at about 2.5×10^{-2} according to the current level of accuracy of the ranging to Cassini. On the other hand, the peak-to-peak amplitude of the mismodeled signature of the three asteroids, whose dynamical action is included in the dynamical models of all the modern ephemerides, is just 6 m. It would overwhelm the Lense-Thirring effect, while the relative bias on the Schwarzschild and J_2 range perturbations would be 4×10^{-5} , 2×10^{-1} , respectively.

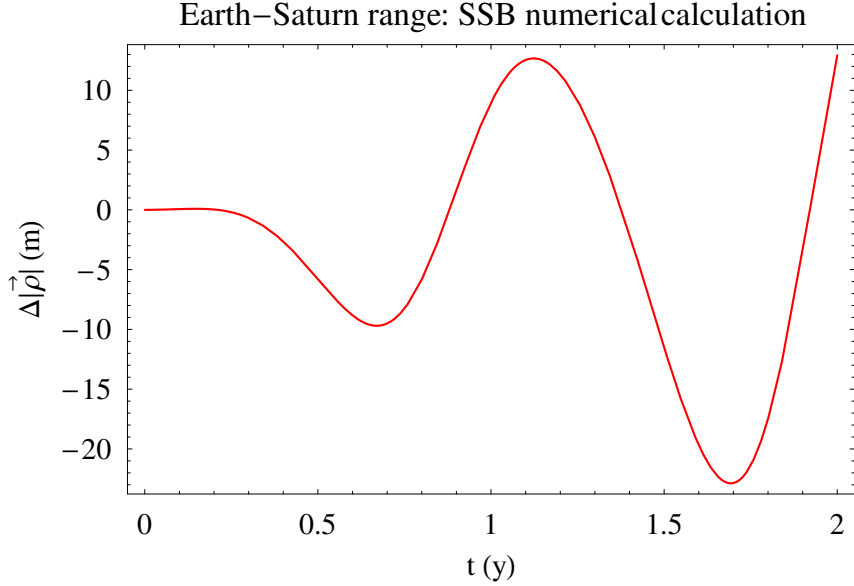


Figure 31: Difference $\Delta|\vec{\rho}| \doteq |\vec{\rho}_P| - |\vec{\rho}_R|$ in the numerically integrated EMB-Saturn ranges with and without the nominal perturbation due to the Sun’s quadrupole mass moment $J_2 = 2.0 \times 10^{-7}$ over $\Delta t = 2$ yr. The same initial conditions (J2000) have been used for both the integrations. The state vectors at the reference epoch have been retrieved from the NASA JPL Horizons system. The integrations have been performed in the ICRF/J2000.0 reference frame, with the mean equinox of the reference epoch and the reference $\{xy\}$ plane rotated from the mean ecliptic of the epoch to the Sun’s equator, centered at the Solar System Barycenter (SSB).

6.5 The Trans-Neptunian Objects

The action of the TNOs on the Saturn range is more effective. Figure 34 shows that it amounts to 35 m. In principle, it would be measurable by the Cassini ranging. The absence of a signal with such an amplitude in the range residuals may be due to the fact that the dynamical action of the TNOs was not modeled in the DE421 ephemerides used to produce them, so that it is likely that part of the TNOs signature has been removed due to the fitting of the initial conditions. The Schwarzschild effect is aliased by them at a 2×10^{-4} level, while the J_2 and the Lense-Thirring signals would be swamped by the TNOs. It is interesting to note that their temporal evolution is different from that of the minor asteroids.

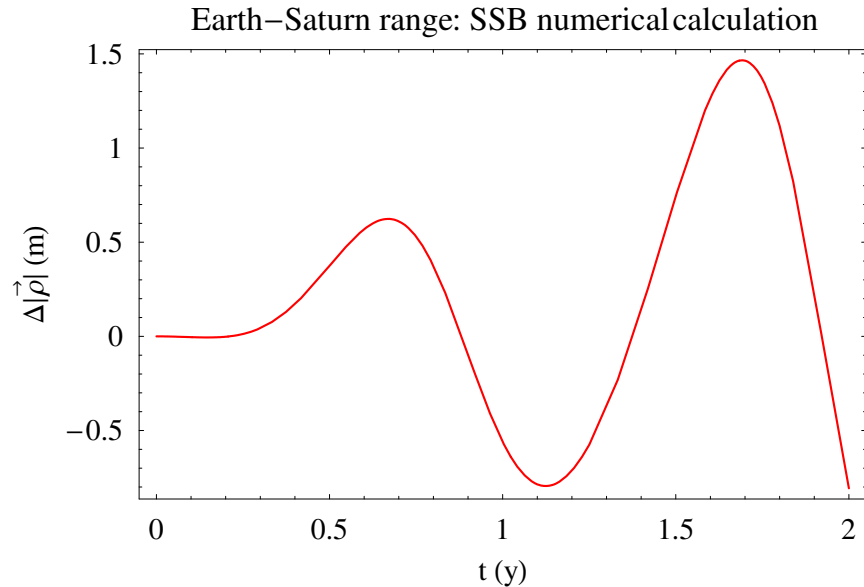


Figure 32: Difference $\Delta|\vec{\rho}| \doteq |\vec{\rho}_P| - |\vec{\rho}_R|$ in the numerically integrated EMB-Saturn ranges with and without the perturbation due to the Sun’s Lense-Thirring field over $\Delta t = 2$ yr. The same initial conditions (J2000) have been used for both the integrations. The state vectors at the reference epoch have been retrieved from the NASA JPL Horizons system. The integrations have been performed in the ICRF/J2000.0 reference frame, with the mean equinox of the reference epoch and the reference $\{xy\}$ plane rotated from the mean ecliptic of the epoch to the Sun’s equator, centered at the Solar System Barycenter (SSB).

6.6 Violation of the Strong Equivalence Principle

Figure 35 shows the effect of a violation of SEP for $\eta = 10^{-5}$ on the Saturn range. Also in this case it is quite negligible because it is as large as 2.5 cm, almost two orders of magnitude smaller than the present-day level of accuracy in the Cassini ranging. Moreover, also the other dynamical effects considered would completely swamp such a signal.

6.7 Secular variation of the Newtonian constant of gravitation

A secular variation of the Newtonian constant of gravitation as large as that reported by Pitjeva in [19] would produce a signal as in Figure 36. Its peak-

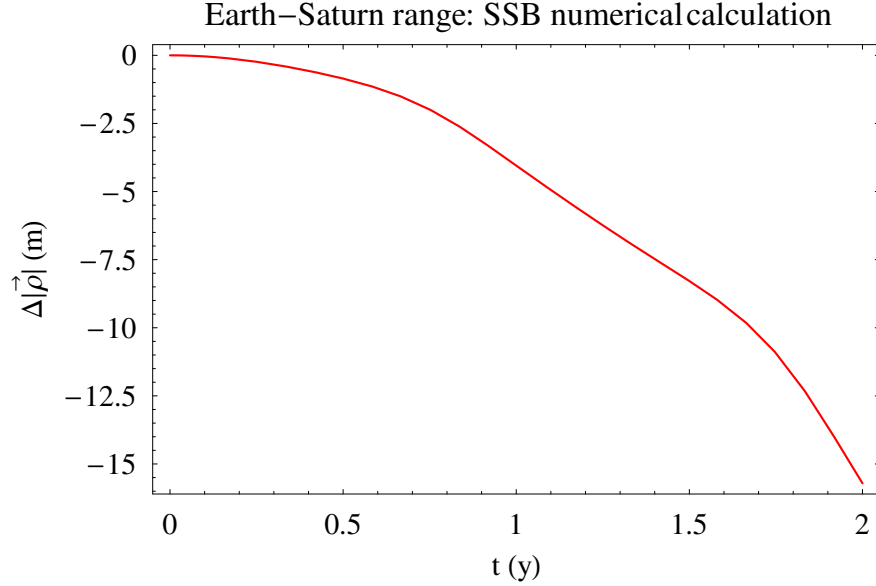


Figure 33: Difference $\Delta|\vec{\rho}| \doteq |\vec{\rho}_P| - |\vec{\rho}_R|$ in the numerically integrated EMB-Saturn ranges with and without the nominal perturbation due to the ring of minor asteroids with $m_{\text{ring}} = 1 \times 10^{-10} M_{\odot}$ [26] and $R_{\text{ring}} = 3.14$ au [26] over $\Delta t = 2$ yr. The same initial conditions (J2000) have been used for both the integrations. The state vectors at the reference epoch have been retrieved from the NASA JPL Horizons system. The integrations have been performed in the ICRF/J2000.0 reference frame, with the ecliptic and mean equinox of the reference epoch, centered at the Solar System Barycenter (SSB).

to-peak amplitude is 25 cm, too small to be detected with the present-day ranging to Cassini. Also all the other standard Newtonian and relativistic effects, modeled or not, would be orders of magnitude larger; for example, it must be recalled that the mismodeled action of Ceres, Pallas, Vesta is as large as 6 m.

6.8 The Pioneer Anomaly

The indirect effect of the Pioneer anomaly on the range of Saturn is depicted in Figure 37. It would be undetectable because it would be as large as 5 cm over $\Delta t = 2$ yr. Moreover, such a signal would be totally overwhelmed by the other dynamical effects considered so far, both of Newtonian and

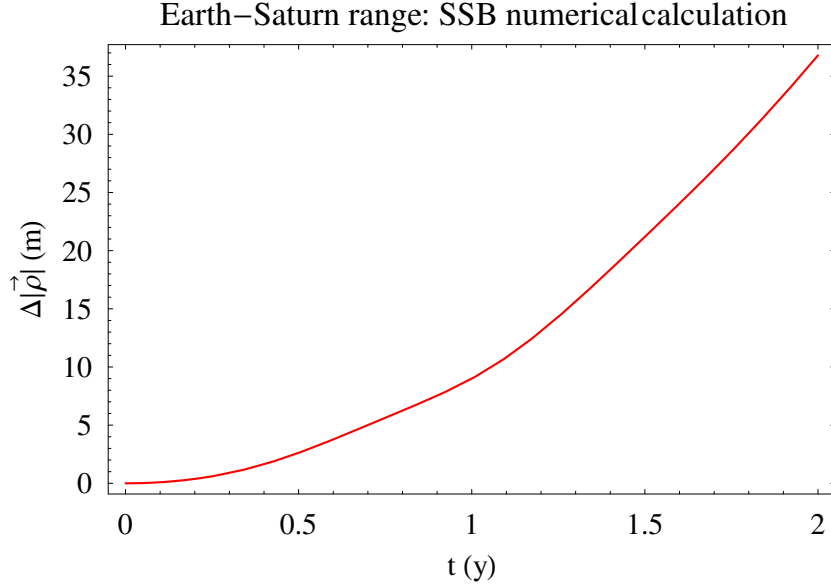


Figure 34: Difference $\Delta|\vec{\rho}| \doteq |\vec{\rho}_P| - |\vec{\rho}_R|$ in the numerically integrated EMB-Saturn ranges with and without the nominal perturbation due to the ring of Trans-Neptunian Objects with $m_{\text{ring}} = 5.26 \times 10^{-8} M_{\odot}$ [19] and $R_{\text{ring}} = 43$ au [19] over $\Delta t = 2$ yr. The same initial conditions (J2000) have been used for both the integrations. The state vectors at the reference epoch have been retrieved from the NASA JPL Horizons system. The integrations have been performed in the ICRF/J2000.0 reference frame, with the ecliptic and mean equinox of the reference epoch, centered at the Solar System Barycenter (SSB).

relativistic origin.

6.9 Planet X

In Figure 38-Figure 39 the impact of a putative, distant planet X on the range of Saturn is depicted. Let us recall that they refer to the minimum and maximum values of the tidal parameter \mathcal{K}_X of X as derived from the anomalous perihelion precession of Saturn of -6 ± 2 mas cty^{-1} obtained from the Cassini data themselves analyzed with the EPM ephemerides. The peak-to-peak amplitudes of the signals of X amount to 12 – 25 m, practically coinciding with the present-day accuracy of the Cassini ranging. It is interesting to note that they are not in contrast with the Cassini range

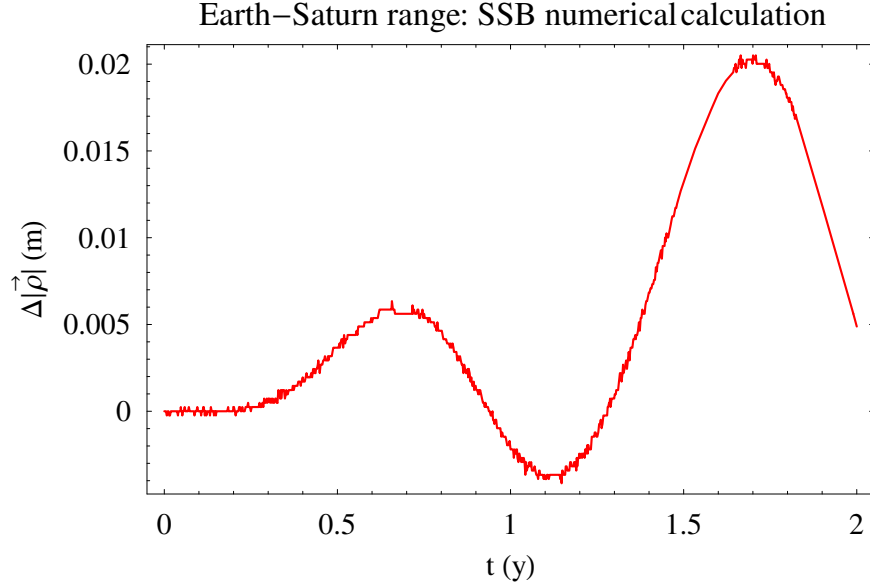


Figure 35: Difference $\Delta|\vec{\rho}| \doteq |\vec{\rho}_P| - |\vec{\rho}_R|$ in the numerically integrated EMB-Saturn ranges with and without the nominal perturbation due to a violation of SEP according to $\eta = 10^5$ over $\Delta t = 2$ yr. The same initial conditions (J2000) have been used for both the integrations. The state vectors at the reference epoch have been retrieved from the NASA JPL Horizons system. The integrations have been performed in the ICRF/J2000.0 reference frame, with the ecliptic and mean equinox of the reference epoch, centered at the Solar System Barycenter (SSB).

residuals obtained with the DE421 ephemerides of Figure B-20 of [18]. The dynamical action of X was not included in the force models of the DE421 ephemerides; as explained before, fitting the initial conditions may partially or totally remove an unmodeled signature. The action of the TNOs would be a competitor of X, at least on such a timescales. Anyway, the patterns of the two signals are different. Instead, J_2 , given the present-day level of uncertainty in it, would not alias the X signature. The Lense-Thirring effect is one order of magnitude smaller.

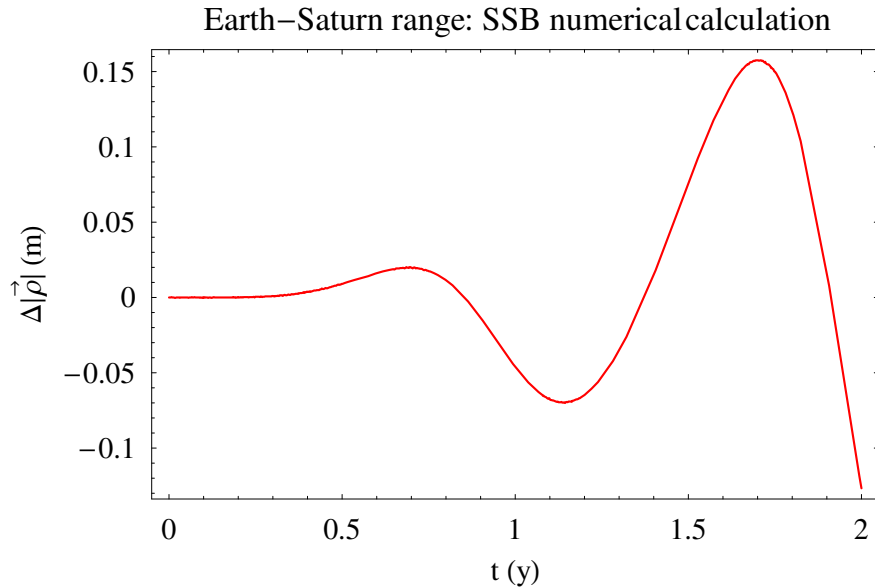


Figure 36: Difference $\Delta|\vec{\rho}| \doteq |\vec{\rho}_P| - |\vec{\rho}_R|$ in the numerically integrated EMB-Saturn ranges with and without the nominal perturbation due to a secular variation of G as large as $\dot{G}/G = -5.9 \times 10^{-14} \text{ yr}^{-1}$ [19] over $\Delta t = 2 \text{ yr}$. The same initial conditions (J2000) have been used for both the integrations. The state vectors at the reference epoch have been retrieved from the NASA JPL Horizons system. The integrations have been performed in the ICRF/J2000.0 reference frame, with the ecliptic and mean equinox of the reference epoch, centered at the Solar System Barycenter (SSB).

7 Summary and conclusions

In view of a possible future implementation of some interplanetary laser ranging facilities accurate to cm-level, we have numerically investigated how the ranges between the Earth and all the inner planets plus Saturn are affected by certain Newtonian and non-Newtonian dynamical effects by simultaneously integrating the equations of motion of all the major bodies of the solar system plus some minor bodies of it (Ceres, Pallas, Vesta, Pluto, Eris) in the SSB reference frame over a time span two years long. One of the major goals of the forthcoming or planned interplanetary ranging missions like, e.g., BepiColombo is the accurate (of the order of, or better than 10^{-6}) determination of the PPN parameters γ and β discriminating various metric theories of gravity. To this aim, it must be recalled that the

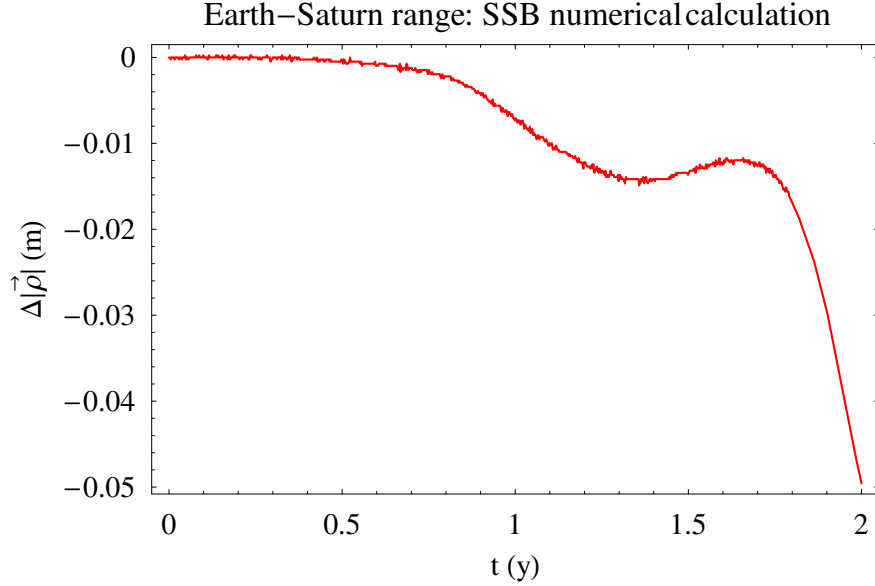


Figure 37: Difference $\Delta|\vec{\rho}| \doteq |\vec{\rho}_P| - |\vec{\rho}_R|$ in the numerically integrated EMB-Saturn ranges with and without the nominal perturbation due to a Pioneer-like constant and uniform radial acceleration of $A_{\text{Pio}} = 8.74 \times 10^{-10} \text{ m s}^{-2}$ acting upon Uranus, Neptune, Pluto, Eris over $\Delta t = 2 \text{ yr}$. The same initial conditions (J2000) have been used for both the integrations. The state vectors at the reference epoch have been retrieved from the NASA JPL Horizons system. The integrations have been performed in the ICRF/J2000.0 reference frame, with the ecliptic and mean equinox of the reference epoch, centered at the Solar System Barycenter (SSB).

observable used in actual interplanetary ranging tests of post-Newtonian gravity consists of two parts: the one, purely relativistic, connected with the Shapiro delay of the propagation of the electromagnetic waves induced by the Schwarzschild field of the Sun, and the other one due to the reciprocal Earth-planet/spacecraft orbital dynamics; reaching exquisite accuracies in only measuring the Shapiro delay is useless if the orbital component is known less accurately. That is why we paid attention to several Newtonian perturbations on the planetary ranges which may be viewed as sources of systematic uncertainty in the main general relativistic Schwarzschild signals of interest. The same hold for other Newtonian and non-Newtonian target effects as well.

It turns out that the general relativistic gravitomagnetic Lense-Thirring

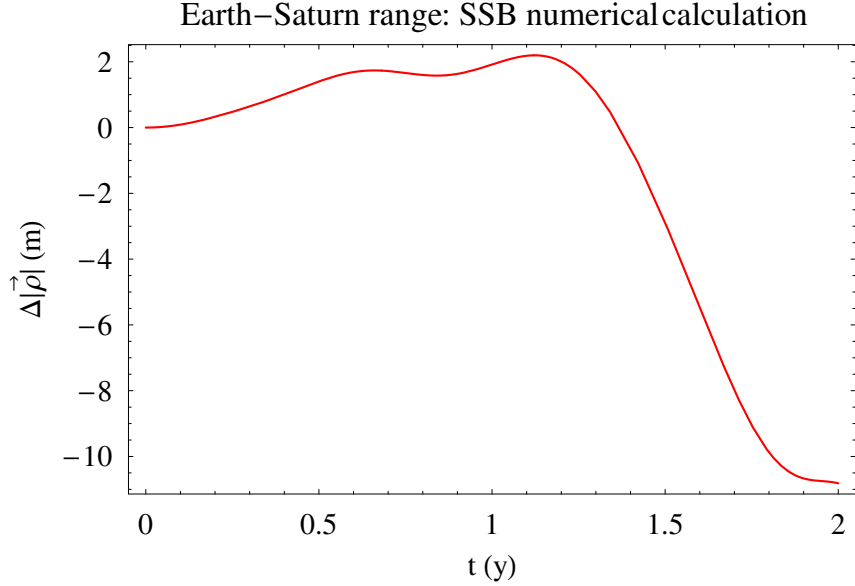


Figure 38: Difference $\Delta|\vec{\rho}| \doteq |\vec{\rho}_P| - |\vec{\rho}_R|$ in the numerically integrated EMB-Saturn ranges with and without the perturbation due to hypothetical remote planet X lying almost in the ecliptic with minimum tidal parameter $\mathcal{K}_X = 1.5 \times 10^{-26} \text{ s}^{-2}$ [38] over $\Delta t = 2 \text{ yr}$. The same initial conditions (J2000) have been used for both the integrations. The state vectors at the reference epoch have been retrieved from the NASA JPL Horizons system. The integrations have been performed in the ICRF/J2000.0 reference frame, with the ecliptic and mean equinox of the reference epoch, centered at the Solar System Barycenter (SSB).

effect of the Sun, not modeled so far either in the planetary ephemerides or in the analyses of some spacecraft-based future missions like, e.g., Bepi-Colombo, does actually fall within the measurability domain of future cm-level ranging devices. The more favorable situation occurs for Mercury because the relative measurement accuracy is of the order of $2 - 5 \times 10^{-3}$ by assuming a $4.5 - 10 \text{ cm}$ uncertainty in the Earth-Mercury ranging, as expected for BepiColombo over some years of operations. It is $2 - 5 \times 10^{-2}$ for Venus and $3 - 6 \times 10^{-2}$ for Mars by assuming the same level of uncertainty in the corresponding planetary ranging. In the case of Saturn, the peak-to-peak amplitude of the gravitomagnetic range signal is 2 m, too small by about a factor 5 with respect to the present-day level of accuracy in the ranging to Cassini. If not properly modeled and solved-for, the Lense-Thirring effect

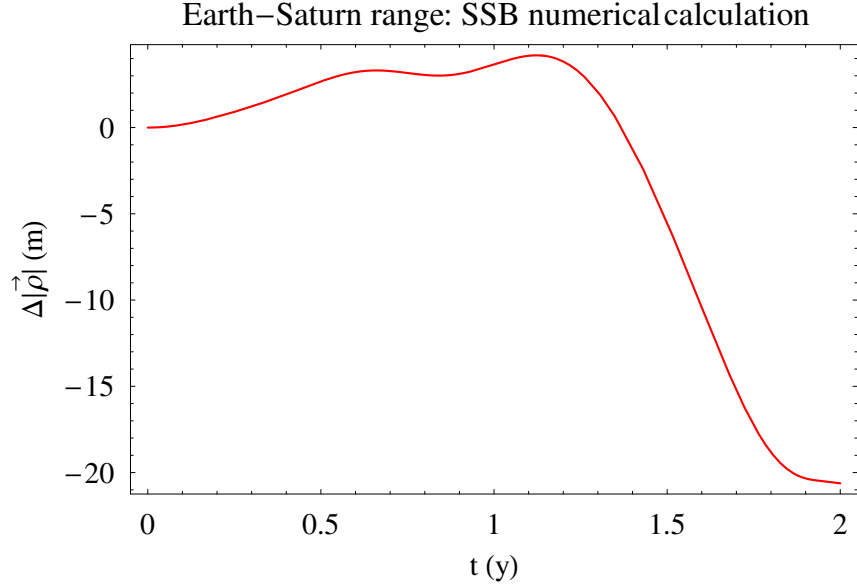


Figure 39: Difference $\Delta|\vec{\rho}| \doteq |\vec{\rho}_P| - |\vec{\rho}_R|$ in the numerically integrated EMB-Saturn ranges with and without the perturbation due to hypothetical remote planet X lying almost in the ecliptic with maximum tidal parameter $\mathcal{K}_X = 2.7 \times 10^{-26} \text{ s}^{-2}$ [38] over $\Delta t = 2 \text{ yr}$. The same initial conditions (J2000) have been used for both the integrations. The state vectors at the reference epoch have been retrieved from the NASA JPL Horizons system. The integrations have been performed in the ICRF/J2000.0 reference frame, with the ecliptic and mean equinox of the reference epoch, centered at the Solar System Barycenter (SSB).

may also impact the determination of other Newtonian and post-Newtonian parameters at a non-negligible level, given the high accuracy with which their measurement is pursued. For example, in the case of BepiColombo the expected accuracy in determining γ and β from the range perturbation due to the Schwarzschild field of the Sun is of the order of 10^{-6} ; the Lense-Thirring range perturbation would impact the Schwarzschild one at 4×10^{-5} level. Another goal of the BepiColombo mission is a measurement of the Sun’s quadrupole mass moment J_2 accurate to 10^{-2} ; the unmodeled Lense-Thirring effect would bias it at 10^{-1} level. From the point of view of a measurement of the Sun’s gravitomagnetic field itself, it results that a major concern would be the solar oblateness; it should be known at a 10^{-2} level of accuracy—which is just the goal of BepiColombo—to allow for a reduction of

its aliasing impact on the Lense-Thirring signal down to just 17%. The ring of the minor asteroids should be taken into account as well because its mismodeling would impact the gravitomagnetic signal at about 7×10^{-2} . The lingering uncertainty in the masses of Ceres, Pallas, Vesta translates into a potential bias of about 3×10^{-2} . The TNOs, not modeled so far apart from the EPM ephemerides, would nominally affect it at a 4.5×10^{-2} level; it must be considered that there is currently a high uncertainty in their mass. However, it must be noted that the patterns of such sources of systematic bias are different with respect to the gravitomagnetic one. About Venus and Mars, the measurement of their Lense-Thirring range perturbations would be made difficult by the mismodeled signals due to J_2 , the ring of the minor asteroids, Ceres, Pallas, Vesta and the TNOs because their magnitudes are often as large as, or even larger than, the gravitomagnetic ones, although their temporal signatures would be different.

A Newtonian dynamical effect that has been investigated as a potential source of systematic uncertainty in the planetary range signals of interest is the action of the ring of the minor asteroids. Its nominal signatures would be detectable because they are of the order of 4 m (Mercury), 3 m (Venus), 20 m (Mars), 15 m (Saturn). However, the ring of asteroids is currently modeled in the present-day ephemerides, and the uncertainty in its mass is of the order of 30%. Thus, the peak-to-peak amplitudes of the mismodeled effects are 1.2 m (Mercury), 90 cm (Venus), 6 m (Mars), and 4.5 m (Saturn). Concerning BepiColombo, the impact of such aliasing signals on the Schwarzschild, J_2 and Lense-Thirring range perturbations is 3×10^{-6} , 4×10^{-3} , 7×10^{-2} , respectively; it is not negligible with respect to the expected levels of accuracy. Moreover, it must be recalled that in some proposed spacecraft-based tests of post-Newtonian gravity the target accuracies in measuring γ and β may be as high as $10^{-8} - 10^{-9}$. In the case of Venus, the uncertainties in the masses of Ceres, Pallas, Vesta translate into a relative bias on the Schwarzschild, J_2 and Lense-Thirring range perturbations of 4×10^{-7} , 1×10^{-3} , 3×10^{-2} , respectively. The situation for Mars, other possible candidate for implementing accurate interplanetary ranging, is less favorable because the relative uncertainties in the three signals of interest are 3×10^{-6} , 1×10^{-2} , 2×10^{-1} , respectively. The case of Saturn should be considered as well in view of possible Cassini ranging tests of post-Newtonian gravity. The impact of the mismodeling in the ring of the minor asteroids is 3×10^{-5} for the Schwarzschild range perturbation. The dynamical action of the three major asteroids, i.e. Ceres, Pallas, Vesta, is currently modeled in all the modern planetary ephemerides, but the present-day $10^{-3} - 10^{-2}$ level of uncertainty in their masses would induce mismodeled signatures which

cannot be neglected with respect to the goal of accurate measurements of the Newtonian post-Newtonian parameters of interest. Indeed, in the case of Mercury the systematic uncertainties in the Schwarzschild, J_2 and Lense-Thirring range perturbations are 1×10^{-6} , 2×10^{-3} , 3×10^{-2} , respectively. For Venus their impact on the first two effects is 8×10^{-6} , 2×10^{-2} , respectively, while the gravitomagnetic signature would be overwhelmed. The same occurs with Mars, for which the alias in the Schwarzschild and J_2 range perturbations due to the mismodeling in the three large asteroids is 2×10^{-5} , 8×10^{-2} , respectively. The gravitoelectric signal in the range of Saturn would be affected at a 4×10^{-5} level by them.

A classical dynamical effect not considered so far in some ephemerides and mission analyses is the action of the TNOs, which we modeled as a massive ring. It turns out that it may impact some high-precision tests of Newtonian and post-Newtonian gravity just at the level of desired accuracy. In the case of BepiColombo, the bias of the TNOs on the Schwarzschild and J_2 range signals amounts to 2×10^{-6} and 3×10^{-3} , respectively. The TNOs' impact on the gravitoelectric and J_2 range of Venus is as large as 4×10^{-6} , 1.2×10^{-2} , respectively. More effective is their action on the Mars range. Indeed, in this case their bias on the Schwarzschild and J_2 ranges is 2.5×10^{-5} and 1×10^{-1} , respectively. It maybe interesting to note that the TNOs impact the Schwarzschild range signal of Saturn at 2×10^{-4} level; it should be taken into account in possible, future Cassini ranging-based tests of post-Newtonian gravity at the ringed planet.

We also examined other non-Newtonian dynamical effects like a SEP violation through the η parameter, a secular variation of the Newtonian constant of gravitation and the indirect effect of the Pioneer anomaly on the inner planets through the altered action of the giant planets, putatively acted upon by it, on them. Concerning the SEP violation, since η is currently known at 10^{-4} level from LLR, we looked at the case $\eta = 10^{-5}$. It turns out that the largest effect occurs for Mars and Saturn amounting to 2 – 2.5 cm; for Mercury and Venus the corresponding SEP signals are as large as 6 mm and 8 mm, respectively. They are realistically too small to be detectable; moreover, they would be completely overwhelmed by all the other unmodeled/mismodeled standard Newtonian and relativistic effects. Recently, a statistically significant secular decrease of G of the order of 10^{-14} yr^{-1} has been preliminarily reported by E.V. Pitjeva; thus, we looked at interplanetary range signals due to such an effect as well. It turns out that BepiColombo would, perhaps, be able to detect the corresponding range perturbation for Mercury of 60 cm (peak-to-peak maximum amplitude) with a relative accuracy of $1 - 2 \times 10^{-1}$; it would impact the Schwarzschild, J_2

and Lense-Thirring signals at 1×10^{-6} , 2×10^{-3} , 3×10^{-2} , respectively. Conversely, the Lense-Thirring and TNOs signals, if not modeled, would severely affect the putative \dot{G}/G signature; the same also holds for the mismodeled signature of Ceres, Pallas, Vesta. For Venus and Mars the range signals would be as large as 7 – 12 cm, likely too small to be detectable, also because of the huge biasing action of the other competing standard Newtonian and relativistic effects. The \dot{G}/G range signal for Saturn is 25 cm, which is beyond the current capabilities of the ranging to Cassini. The indirect effects of the Pioneer anomaly on the interplanetary ranges examined are far too small amounting to a few mm in almost all cases (for Mars it is up to 1 cm).

Finally, we looked at the perturbations on the interplanetary range signals that a distant, planetary-sized body X may induce. We considered for its tidal parameter the minimum and maximum values obtained by analyzing a putative anomalous precession of the perihelion of Saturn recently determined by Pitjeva and Fienga et al. from preliminary analyses of some years of Cassini normal points with the latest versions of the EPM and INPOP ephemerides. Future analyses of extended data sets of Cassini should shed more light on the genuine existence of such a phenomenon. Our investigations show that the range signals induced by X would be well measurable with future cm-level ranging devices. Indeed, the peak-to-peak amplitudes of its signatures for Mercury, Venus and Mars are 1.5 – 3 m, 3 – 5 m and 4 – 8 m respectively. For Saturn the peak-to-peak amplitude of the X range perturbation is 12 – 25 m, just at the edge of the present-day level of accuracy in the ranging to Cassini. It must be noted that such signals are not in contrast with the currently available range residuals produced by processing data from existing or past orbiting spacecraft with the DE421 ephemerides, especially if it is considered that the action of X has not been modeled and, thus, could have been partially or totally removed from the range residual signals after the fitting of the initial conditions.

Our analysis can also be extended to other putative, non-conventional gravitational accelerations induced by modified models of gravity. Moreover, it may be helpful in analyzing also other scenarios involving ranging to spacecraft not necessarily orbiting a given planet or satellite. Indeed, the ASTROD project involves the use of three spacecraft ranging coherently with one another using lasers: one should be located near the Earth at one of the Lagrange points L1/L2, while the other two should move along separate solar orbits. The ASTROD I concept relies upon laser ranging from laser stations on the Earth to one spacecraft in solar orbit. LATOR is based on the use of a laser transceiver terminal on the International Space

Station (ISS) and two spacecraft placed in ~ 1 au heliocentric orbits. For such missions the expected level of accuracy in determining β and γ is of the order of $10^{-8} - 10^{-9}$ after some years of operations.

References

- [1] D. E. Smith, M. T. Zuber, X. Sun, G. A. Neumann, J. F. Cavanaugh, J. F. McGarry, and T. W. Zagwodzki, Two-Way Laser Link over Interplanetary Distance, *Science* 311(5757), 53 2006.
- [2] J. F. Chandler, M. R. Pearlman, R. D. Reasenberg, and J. J. Degnan, Solar-System Dynamics and Tests of General Relativity with Planetary Laser Ranging In Proc. 14-th International Workshop on Laser Ranging, San Fernando, Spain, edited by R. Noomen, J. M. Davila, J. Garate, C. Noll, and M. Pearlman 2005, http://cddis.nasa.gov/lw14/docs/papers/_sci7b_jcm.pdf.
- [3] G. Neumann, J. Cavanaugh, B. Coyle, J. McGarry, D. Smith, X. Sun, T. Zagwodzki, and M. Zuber, Laser Ranging at Interplanetary Distances In Proc. 15-th International Workshop on Laser Ranging, Canberra, Australia, (2006), http://cddis.gsfc.nasa.gov/lw15/docs/papers/Laser_Ranging_at_Interplanetary_Distances.pdf
- [4] J.J. Degnan, Simulating Interplanetary Transponder and Laser Communications Experiments Via Dual Station Ranging To SLR Satellites In Proc. 15-th International Workshop on Laser Ranging, Canberra, Australia, (2006), [http://cddis.gsfc.nasa.gov/lw15/docs/papers/Simulating Interplanetary Transponder and Laser Communications Experiments via Dual Station Ranging to SLR Satellites.pdf](http://cddis.gsfc.nasa.gov/lw15/docs/papers/Simulating_Interplanetary_Transponder_and_Laser_Communications_Experiments_via_Dual_Station_Ranging_to_SLR_Satellites.pdf)
- [5] S. G. Turyshev and J. G. Williams, Space-Based Tests of Gravity with Laser Ranging, *Int. J. Mod. Phys. D* 16(12A), 2165-2179 (2007)
- [6] S. M. Merkowitz, P. W. Dabney, J. C. Livas, J. F. McGarry, G. A. Neumann, and T. W. Zagwodzki, Laser Ranging for Gravitational, Lunar and Planetary Science, *Int. J. Mod. Phys. D* 16(12A), 2151-2164 (2007)
- [7] J.J. Degnan, Laser Transponders for High-Accuracy Interplanetary Laser Ranging and Time Transfer, in *Lasers, Clocks and Drag-Free*

- Control Exploration of Relativistic Gravity in Space, edited by H. Dittus, C. Lämmerzahl and S. G. Turyshev, Springer, Berlin, 2008, pp. 231-242.
- [8] M. Zuber, and D. Smith, One-Way Ranging to the Planets, In Proc. 16th International Workshop on Laser Ranging, Pozna, Poland, (2008), http://cddis.gsfc.nasa.gov/lw16/docs/presentations/llr_9_Zuber.pdf
- [9] J. B. Abshire, X. Sun, G. Neumann, J. McGarry, T. Zagwodzki, P. Jester, H. Riris, M. Zuber, D. E. Smith, Laser Pulses from Earth Detected at Mars, Conference on Lasers and Electro-Optics (CLEO-06), Long Beach, California, May 2006.
- [10] A. Milani, D. Vokrouhlický, C. Bonanno, A. Rossi, Testing general relativity with the bepicolombo radio science experiment, *Phys. Rev. D*, 66(8), 082001 2002.
- [11] A. Milani, G. Tommei, D. Vokrouhlický, E. Latorre, and S. Cicalò, Relativistic models for the BepiColombo radioscience experiment, *Relativity in Fundamental Astronomy: Dynamics, Reference Frames, and Data Analysis*, Proceedings of the International Astronomical Union, IAU Symposium, Volume 261, edited by S. A. Klioner, P. K. Seidelmann, and M. H. Soffel, Cambridge University Press, Cambridge, 2008. pp. 356-365.
- [12] N. Ashby, P. Bender, and J. M. Wahr, Future gravitational physics tests from ranging to the BepiColombo Mercury planetary orbiter, *Phys. Rev. D*, 75(2), 022001 (2007).
- [13] T. Appourchaux, R. Burstson, Y. Chen, M. Cruise, H. Dittus, B. Foulon, P. Gill, L. Gizon, H. Klein, S. Klioner, S. Kopeikin, H. Krüger, C. Lämmerzahl, A. Lobo, X. Luo, H. Margolis, W.-T. Ni, A. Pulido Patón, Q. Peng, A. Peters, E. Rasel, A. Rüdiger, É. Samain, H. Selig, D. Shaul, T. Sumner, S. Thei, P. Touboul, S. G. Turyshev, H. Wang, L. Wang, L. Wen, A. Wicht, J. Wu, X. Zhang, and C. Zhao, *Astrodynamical Space Test of Relativity Using Optical Devices I (ASTROD I)* A class-M fundamental physics mission proposal for Cosmic Vision 2015-2025, *Experimental Astronomy*, 23(2), 491-527 2009.
- [14] W.-T. Ni, *ASTROD and ASTROD I-Overview and Progress*, *Int. J. Mod. Phys. D*, 17(7), 921-940 2008.

- [15] S.G. Turyshev, M. Shao, K.L. Nordtvedt, H. Dittus, C. Lämmerzahl, S. Theil, C. Salomon, S. Reynaud, T. Damour, U. Johann, P. Bouyer, P. Touboul, B. Foulon, O. Bertolami, J. Páramos, *Experimental Astronomy*, 27(1-2), 27-60 2009.
- [16] S.G. Turyshev, *Experimental Tests of General Relativity*, *Annu. Rev. Nucl. Part. Sci.*, 58, 207-248 2008.
- [17] S.G. Turyshev, *Experimental tests of general relativity: recent progress and future directions*, *Phys.Usp.*, 52(1), 1-27, 2009.
- [18] W. M. Folkner, J. G. Williams, and D. H. Boggs, *The Planetary and Lunar Ephemeris DE 421*, Memorandum IOM 343R-08-003, Jet Propulsion Laboratory, California Institute of Technology, 31-March 2008.
- [19] E.V. Pitjeva, *EPM ephemerides and relativity*, *Relativity in Fundamental Astronomy: Dynamics, Reference Frames, and Data Analysis*, *Proceedings of the International Astronomical Union, IAU Symposium*, Volume 261, pp. 170-178, 2010.
- [20] Z.-Y. Su, A.-M. Wu, D. Lee, W.-T. Ni, S.-C. Lin, *Asteroid perturbations and the possible determination of asteroid masses through the ASTROD space mission*, *Planetary Space Science*, 47(3-4), 339-343 1999.
- [21] D.D. McCarthy, G. Petit, *IERS Conventions*. Verlag des Bundesamtes für Kartographie und Geodäsie, Frankfurt am Main, p. 106, 2004.
- [22] J. Vrbik, *Zonal-Harmonics Perturbations*, *Celestial Mechanics and Dynamical Astronomy*, 91(3-4), 217-237 2005.
- [23] J. G. Beck, P. Giles, *Helioseismic determination of the solar rotation axis*, *The Astrophysical Journal Letters*, 621(2), L153-L156, 2005.
- [24] F.P. Pijpers, *Helioseismic determination of the solar gravitational quadrupole moment*. *Mon. Not. R. Astron. Soc.* 297(3), L76-L80 1998.
- [25] F.P. Pijpers, *Asteroseismic determination of stellar angular momentum*. *Astron. Astrophys.* 402, 683-692 2003.
- [26] A. Fienga, J. Laskar, P. Kuchynka, C. Le Poncin-Lafitte, H. Manche, M. Gastineau, *Gravity tests with INPOP planetary ephemerides*, *Relativity in Fundamental Astronomy: Dynamics, Reference Frames, and Data Analysis*, *Proceedings of the International Astronomical Union, IAU Symposium*, Volume 261, pp. 159-169, 2010.

- [27] C.D. Murray, S.F. Dermott, *Solar System Dynamics*, Cambridge University Press, Cambridge, p. 237, 1999.
- [28] E.V. Pitjeva, E.M. Standish, Proposals for the masses of the three largest asteroids, the Moon-Earth mass ratio and the Astronomical Unit, *Celestial Mechanics and Dynamical Astronomy*, 103(4), 365-372 2009.
- [29] K. Nordtvedt, Equivalence Principle for Massive Bodies. I. Phenomenology, *Phys. Rev. D*, 169(5) 1014-1016 1968.
- [30] K. Nordtvedt, Equivalence Principle for Massive Bodies. II. Theory, *Phys. Rev. D*, 169(5) 1017-1025 1968.
- [31] J.G. Williams, S.G. Turyshev, D.H. Boggs, Progress in Lunar Laser Ranging Tests of Relativistic Gravity, *Phys. Rev. Lett.*, 93(26), 261101 2004.
- [32] S.G. Turyshev, Experimental Tests of General Relativity, *Annual Review of Nuclear and Particle Systems*, 58(1), 207-248 2008.
- [33] W.M. Folkner, Relativistic aspects of the JPL planetary ephemerides in *Fundamental Astronomy: Dynamics, Reference Frames, and Data Analysis*, Proceedings of the International Astronomical Union, IAU Symposium, Volume 261, pp. 155-158, 2010.
- [34] J. D. Anderson, P. A. Laing, E. L. Lau, A. S. Liu, M. M. Nieto, S. G. Turyshev, Indication, from Pioneer 10/11, Galileo, and Ulysses Data, of an Apparent Anomalous, Weak, Long-Range Acceleration, *Phys. Rev. Lett.*, 81(14), 28582861 1998.
- [35] L. Iorio, G. Giudice, What do the orbital motions of the outer planets of the Solar System tell us about the Pioneer anomaly?, *New Astronomy*, 11(8), 600-607, 2006.
- [36] E.M. Standish, Testing alternate gravitational theories, in *Fundamental Astronomy: Dynamics, Reference Frames, and Data Analysis*, Proceedings of the International Astronomical Union, IAU Symposium, Volume 261, pp. 179-182, 2010.
- [37] A. Fienga, J. Laskar, P. Kuchynka, C. Leponcin-Lafitte, H. Manche, M. Gastineau, Gravity tests with INPOP planetary ephemerides, in *Fundamental Astronomy: Dynamics, Reference Frames, and Data Analysis*,

Proceedings of the International Astronomical Union, IAU Symposium,
Volume 261, pp. 159-169, 2010.

- [38] L. Iorio, The perihelion Precession of Saturn, Planet X/Nemesis and MOND, The Open Astronomy Journal, at press, 2010.
- [39] E.V. Pitjeva, Ephemerides EPM2008: The Updated Model, Constants, Data, paper presented at the Journées 2008 Systèmes de référence spatio-temporels and X. Lohrmann-Kolloquium 22-24 September 2008 - Dresden, Germany.