

Rare decays $B \rightarrow M\nu\bar{\nu}$ in the $TC2$ model and the LHT model

Chong-Xing Yue, Jiao Zhang, Wei Liu

Department of Physics, Liaoning Normal University, Dalian 116029, China^{*}

Abstract

In the framework of the topcolor-assisted technicolor ($TC2$) model and the littlest Higgs model with T -parity (LHT model), we consider the rare B decays $B \rightarrow M\nu\bar{\nu}$ with $M = \pi, K, \rho$, or K^* . We find that the contributions of the $TC2$ model to the branching ratios of these decay processes are larger than those for the LHT model. The experimental upper limits for some branching ratios can give severe constraints on the free parameters of the $TC2$ model.

PACS number: 12.60.Cn, 12.60.Fr, 13.20.He

^{*}cxyue@lnnu.edu.cn

1. Introduction

B physics plays an important role in testing the standard model (SM) and B decays are sensitive to new physics beyond the SM [1]. A large number of B mesons is produced in B factories, such as *Belle* and *BaBar* experiments. Recently, there has been significant experimental improvement in measurements of the flavor changing neutral current ($FCNC$) processes related to B mesons at B factories and Tevatron. B physics is entering the era of precision measurement, which is not far from possibly revealing new physics. Rare B decays, which are mediated by $FCNCs$, are good places for new physics to enter through exchange of new particles at the loop level or through new interactions at the tree level. Thus, studying rare B decays in some specific new physics models is very interesting and needed.

The rare B decays $B \rightarrow M\nu\bar{\nu}$ with $M = \pi, K, \rho$, or K^* belong to the theoretically cleanest decays in the field of $FCNC$ processes, due to the absence of photonic penguin contributions and strong suppression of light quark contributions. Since they are significantly suppressed by the loop momentum and off-diagonal Cabibbo-Kobayashi-Maskawa (CKM) matrix-elements in the SM and their long-distance contributions are generally subleading, these rare decay processes are considered as excellent probes of new physics beyond the SM . This fact has lead to lot of works for studying the contributions of some popular new physics models to the rare decays $B \rightarrow M\nu\bar{\nu}$ in Refs. [2, 3, 4].

In spite of the above theoretical advantages, experimental search of the rare decays $B \rightarrow M\nu\bar{\nu}$ is a hard task. However, with the advent of Super-B facilities [5], the prospects of measuring the branching ratios of the rare decay processes $B \rightarrow M\nu\bar{\nu}$ in the next decade are possible and it seems appropriate to further study these decays in order to motivate more experimental efforts to measure their branching ratios and related observables. So, in this paper, we reconsider these rare decays processes in the context of the topcolor-assisted technicolor ($TC2$) model [6] and the littlest Higgs model [7, 8] with T parity (called LHT model) [9]. Our numerical results show that these two kinds of popular new physics models can indeed give significant contributions to these rare B decay processes and the current experimental limits for some of these processes can put severe constraints

on the free parameters of the $TC2$ model. Furthermore, in the context of the $TC2$ model, we consider that the contributions of the nonuniversal gauge boson Z' to the quark level transition processes $b \rightarrow sl^+l^-$ are correlated with those for the quark level transition processes $b \rightarrow s\nu\bar{\nu}$ and recalculate the contributions of Z' to the rare decay processes $B \rightarrow M\nu\bar{\nu}$. We also compare our numerical results with those obtained in Ref. [4].

In the rest of this paper, we will give our results in detail. After briefly summarizing the essential features of the $TC2$ model, we calculate the contributions of the new particles predicted by this model to the rare B decays $B \rightarrow M\nu\bar{\nu}$ with $M = \pi, K, \rho, K^*$ in section 2. To compare our results obtained in the context of the $TC2$ model with those of the LHT model, the branching ratios of these decay processes contributed by the LHT model are estimated in section 3 by using the results of Refs. [10, 11]. Our conclusions are given in section 4.

2. The $TC2$ model and the rare decays $B \rightarrow M\nu\bar{\nu}$

In the $TC2$ model [6], topcolor interactions, which are not flavor-universal and mainly couple to the third generation fermions, generally generate small contributions to electroweak symmetry breaking ($EWSB$) and give rise to the main part of the top quark mass. Thus, the nonuniversal gauge boson Z' has large Yukawa couplings to the third generation fermions. Such features can result in large tree level flavor changing (FC) couplings of the nonuniversal gauge boson Z' to ordinary fermions when one writes the interaction in the fermion mass eigen-basis.

The flavor diagonal (FD) couplings of the nonuniversal gauge boson Z' to ordinary fermions, which are related to our calculation, can be written as [6, 12, 13]:

$$\begin{aligned} \mathcal{L}_{Z'}^{FD} = & -\sqrt{4\pi K_1} \left\{ Z'_\mu \left[\frac{1}{6} \bar{t}_L \gamma^\mu t_L + \frac{1}{6} \bar{b}_L \gamma^\mu b_L + \frac{2}{3} \bar{t}_R \gamma^\mu t_R - \frac{1}{3} \bar{b}_R \gamma^\mu b_R - \frac{1}{2} \bar{\nu}_{\tau L} \gamma^\mu \nu_{\tau L} \right] \right. \\ & - \tan^2 \theta' Z'_\mu \left[\frac{1}{6} \bar{s}_L \gamma^\mu s_L - \frac{1}{3} \bar{s}_R \gamma^\mu s_R + \frac{1}{6} \bar{d}_L \gamma^\mu d_L - \frac{1}{3} \bar{d}_R \gamma^\mu d_R - \frac{1}{2} \bar{\nu}_{\mu L} \gamma^\mu \nu_{\mu L} \right. \\ & \left. \left. - \frac{1}{2} \bar{\nu}_{e L} \gamma^\mu \nu_{e L} \right] \right\}, \end{aligned} \quad (1)$$

where K_1 is the coupling constant, θ' is the mixing angle with $\tan \theta' = \frac{g_1}{\sqrt{4\pi K_1}}$, and g_1 is the ordinary hypercharge gauge coupling constant.

The FC couplings of the nonuniversal gauge boson Z' to down-type quarks, i.e. $Z'bd_j$ with $j = s$ or d , can be written as [13]:

$$\mathcal{L}_{Z'}^{FC} = -\frac{g_1}{2} \cot \theta' Z'^\mu \left\{ \frac{1}{3} D_L^{bb} D_L^{bd_j*} \bar{d}_{jL} \gamma_\mu b_L - \frac{2}{3} D_R^{bb} D_R^{bd_j*} \bar{d}_{jR} \gamma_\mu b_R + h.c. \right\}, \quad (2)$$

where D_L and D_R are matrices which rotate the down-type left- and right- handed quarks from the quark field to mass eigen-basis, respectively.

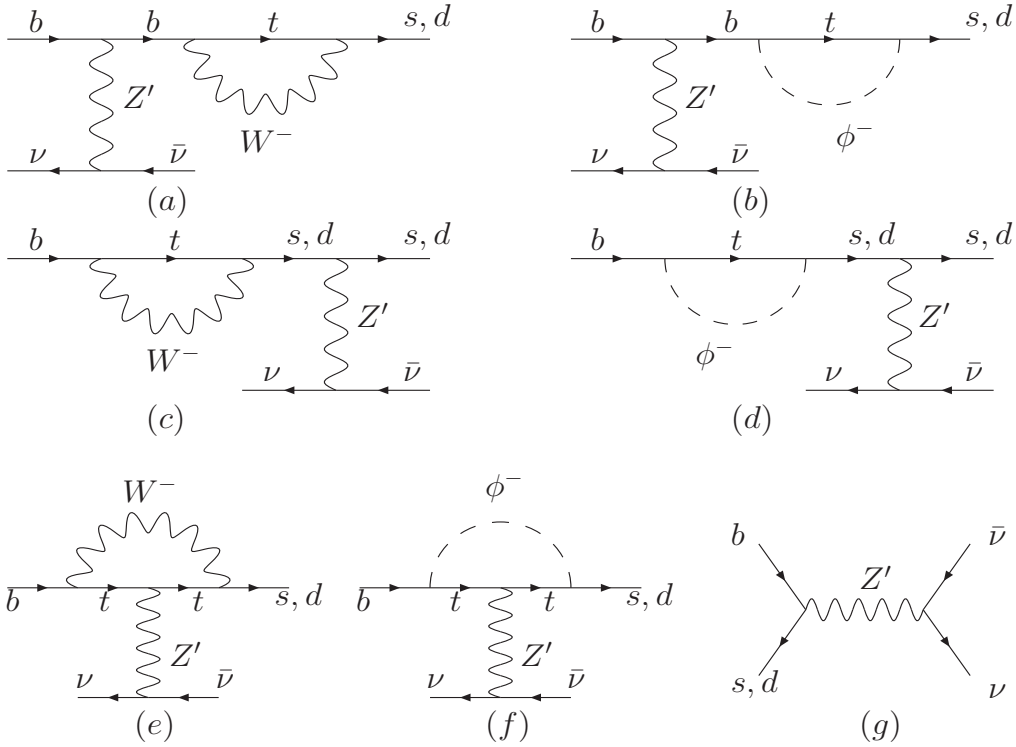


Figure 1: The penguin and tree level diagrams for Z' contributing to the rare decay processes $b \rightarrow (s, d)\nu\bar{\nu}$ in the $TC2$ model.

The quark level transition $b \rightarrow d_j \nu \bar{\nu}$ ($j = s$ or d) is responsible for the semi-leptonic decays $B \rightarrow M \nu \bar{\nu}$ ($M = \pi, K, \rho, K^*$). From the above discussions, we can see that the nonuniversal gauge boson Z' can contribute to the rare decay processes $b \rightarrow (s, d)\nu\bar{\nu}$ at the tree level and the one loop level. The relevant Feynman diagrams are shown in Fig.1. In these diagrams, the Goldstone boson ϕ is introduced by the 't Hooft-Feynman gauge, which can cancel the divergence in self-energy diagrams.

The effective Hamiltonian for the transition $b \rightarrow d_j \nu_i \bar{\nu}_i$ ($j = s, d$ and $i = e, \mu, \tau$) can be written as [14]:

$$\begin{aligned}\mathcal{H}_{eff}(b \rightarrow d_j \nu_i \bar{\nu}_i) &= C_L^\nu \bar{b} \gamma_\mu (1 - \gamma_5) d_j \bar{\nu}_i \gamma^\mu (1 - \gamma_5) \nu_i + C_R^\nu \bar{b} \gamma_\mu (1 + \gamma_5) d_j \bar{\nu}_i \gamma^\mu (1 - \gamma_5) \nu_i \\ &\equiv C_L^\nu \mathcal{O}_L + C_R^\nu \mathcal{O}_R\end{aligned}\quad (3)$$

$\mathcal{O}_{L(R)}$ and $C_{L(R)}^\nu$ represent the left- (right-) handed operators and the corresponding coefficients, respectively. By the way, these operators and coefficients are defined with opposite signs w.r.t. those in Ref. [4]. In the SM , the processes $b \rightarrow d_j \nu_i \bar{\nu}_i$ proceed via W box and Z penguin diagrams, therefore only purely left-handed currents $\bar{b} \gamma_\mu (1 - \gamma_5) d_j \bar{\nu}_i \gamma^\mu (1 - \gamma_5) \nu_i$ are present. The corresponding left-handed coefficient reads

$$C_{L,SM}^\nu = \frac{G_F \alpha_e}{2\pi \sqrt{2}} V_{td_j} V_{tb}^* \frac{X(x_t)}{\sin^2 \theta_w}, \quad (4)$$

where G_F is the Fermi constant, α_e is the fine structure constant, θ_w is the Weinberg angle, and V_{ij} is the CKM matrix element. The SM Inami-Lim function $X(x_t)$ [15] is dominated by the short distance dynamics associated with top quark exchange. \mathcal{O}_R is one new right-handed operator induced by new physics effects with C_R^ν only receiving contributions from new physics beyond the SM .

It is obvious that the nonuniversal gauge boson Z' predicted by the $TC2$ model can give corrections to the coefficient $C_{L,SM}^\nu$ via both the penguin and tree level diagrams, while it can give contributions to the coefficient C_R^ν only via the tree level diagram. From the Feynman diagrams given in Fig.1, we can obtain the corresponding coefficients in Eq.(3) contributed by Z' . For $\nu_i = \nu_e$ and ν_μ , their expression forms can be written as:

$$C_L^\nu = C_{L,SM}^\nu + \frac{\tan^2 \theta' g^2}{4M_{Z'}} \left[\frac{g_2^2 V_{tb}^* V_{td_j}}{8(4\pi^2)} X^{TC}(x_t) - \frac{1}{12} D_L^{bb*} D_L^{bd_j} \right], \quad (5)$$

$$C_R^\nu = \frac{\tan \theta' g^2}{24M_{Z'}} D_R^{bb*} D_R^{bd_j}, \quad (6)$$

$$X^{TC}(x_t) = C_a(x_t) + C_b(x_t) + C_c(x_t). \quad (7)$$

Here $x_t = \frac{m_t^2}{M_W^2}$ and $g = \sqrt{4\pi K_1}$. Using the method given in Ref. [15], we can calculate the functions $C_a(x_t)$, $C_b(x_t)$ and $C_c(x_t)$ in the framework of the $TC2$ model. $C_a(x_t)$ is

obtained from the penguin diagrams Fig.1 (a),(b),(c) and (d), $C_b(x_t)$ is obtained from the penguin diagram Fig.1 (e), $C_c(x_t)$ is obtained from the penguin diagram Fig.1 (f). The third term of the coefficient C_L^ν and the coefficient C_R^ν are contributed by Fig.1 (g). The detailed expression forms of these functions are listed in Appendix.

From Eq. (2) we can see that, for the processes $b \rightarrow d_j \nu_\tau \bar{\nu}_\tau$, the expression forms of the coefficients C_L^ν and C_R^ν are similar to those for the processes $b \rightarrow d_j \nu_e \bar{\nu}_e$. However, the factor $\tan^2 \theta'$ should be omitted.

The decay amplitudes of the exclusive semi-leptonic decay processes $B \rightarrow M \nu \bar{\nu}$ ($M = \pi, K, \rho, K^*$) can be obtained after evaluating matrix elements of the quark operators given in Eq. (3) between the initial $|B\rangle$ and final $|M\rangle$ states. The hadronic matrix elements for $B \rightarrow P$ decay (P is a pseudoscalar meson, π or K) can be parameterized in terms of the form factors $f_+^P(s_B)$ and $f_0^P(s_B)$ as [2, 3, 4, 16]:

$$c_P \langle P(p) | \bar{u} \gamma_\mu b | B(p_B) \rangle = f_+^P(s_B) (p + p_B)_\mu + [f_0^P(s_B) - f_+^P(s_B)] \frac{m_B^2 - m_P^2}{s_B} q_\mu, \quad (8)$$

where the factor c_P accounts for flavor content of particles ($c_P = \sqrt{2}$ for π^0 and $c_P = 1$ for π^\pm, K^\pm) and $s_B = q^2$ ($q = p_B - p = p_\nu + p_{\bar{\nu}}$). For $B \rightarrow V$ decay (V is a vector mesons K^* or ρ), its hadronic matrix elements can be written in terms of five form factors:

$$\begin{aligned} c_V \langle V(p, \varepsilon^*) | \bar{u} \gamma_\mu (1 - \gamma_5) b | B(p_B) \rangle &= \frac{2V(s_B)}{m_B + m_V} \epsilon_{\mu\nu\alpha\beta} \varepsilon^{*\nu} p_B^\alpha p^\beta \\ &- i \left[\varepsilon_\mu^* (m_B + m_V) A_1(s_B) - (p_B + p)_\mu (\varepsilon^* \cdot p_B) \frac{A_2(s_B)}{m_B + m_V} \right] \\ &+ i q_\mu (\varepsilon^* \cdot p_B) \frac{2m_V}{s_B} [A_3(s_B) - A_0(s_B)] \end{aligned} \quad (9)$$

with

$$V(s_B) = \frac{V(0)}{1 - s_B^2/M_p^2}, \quad M_p = 5 \text{ GeV}, \quad (10)$$

$$A_3(s_B) = \frac{m_B + m_V}{2m_V} A_1(s_B) - \frac{m_B - m_V}{2m_V} A_2(s_B), \quad (11)$$

where $c_V = \sqrt{2}$ for ρ^0 , $c_V = 1$ for ρ^\pm and K^{*-} .

The form factors $f_+^P(s_B)$ and $f_0^P(s_B)$ given in Ref. [17] are valid in the full physical range $0 \leq s_B \leq (1 - m_P)^2$. So we will use the form factors given in Ref. [17] to estimate

the branching ratio of the decay process $B \rightarrow P\nu\bar{\nu}$, which are same as those used in Ref. [4]. While for the form factors $V(s_B)$, $A_1(s_B)$, and $A_2(s_B)$, we will use those given by Ref. [18], which is same as the form factors (set C) used in Ref. [4]. It has been shown [4] that the differential branching ratio for the decay process $B \rightarrow K^*\nu\bar{\nu}$ is similar for sets A and B, there is a difference of about 25% relative to the results obtained from set C. Certainly, this conclusion also applies to our paper. The detailed expressions of the form factors f_i^P and A_i are listed in Appendix.

The di-neutrino invariant mass distributions for the decay processes $B \rightarrow P\nu\bar{\nu}$ and $B \rightarrow V\nu\bar{\nu}$ can be written as:

$$\frac{d\mathcal{B}(B \rightarrow P\nu_i\bar{\nu}_i)}{ds_B} = |C_L^\nu + C_R^\nu|^2 \frac{\tau_B m_B^3}{2^5 \pi^3 c_P^2} \lambda_P^{3/2}(s_B) [f_+^P(s_B)]^2, \quad (12)$$

$$\begin{aligned} \frac{d\mathcal{B}(B \rightarrow V\nu_i\bar{\nu}_i)}{ds_B} &= |C_L^\nu + C_R^\nu|^2 \frac{\tau_B m_B^3}{2^7 \pi^3 c_V^2} \lambda_V^{1/2}(s_B) \frac{8s_B \lambda_V(s_B) V^2(s_B)}{(1 + \sqrt{r_V})^2} \\ &+ |C_L^\nu - C_R^\nu|^2 \frac{\tau_B m_B^3}{2^7 \pi^3 c_V^2} \lambda_V^{1/2}(s_B) \frac{1}{r_V} \left[(1 + \sqrt{r_V})^2 (\lambda_V(s_B) + 12r_V s_B) A_1^2(s_B) \right. \\ &\left. + \frac{\lambda_V^2(s_B) A_2^2(s_B)}{(1 + \sqrt{r_V})^2} - 2\lambda_V(s_B)(1 - r_V - s_B) A_1(s_B) A_2(s_B) \right]. \end{aligned} \quad (13)$$

Here

$$\lambda_V(s_B) = \lambda(1, r_V, s_B/m_B^2) = 1 + r_V^2 + \frac{s^2}{m_B^4} - 2r_V - \frac{2s}{m_B^2} - \frac{2r_V s_V}{m_B^2}, \quad (14)$$

where $r_V = m_V^2/m_B^2$, and λ_P is similar to λ_V by changing V to P .

To obtain numerical results, we need to specify the relevant SM parameters. Most of these input parameters have been shown in Table 1. It is obvious that, except these SM input parameters, the branching ratio $Br(B \rightarrow M\nu\bar{\nu})$ is dependent on the model dependent parameters $M_{Z'}$ and K_1 . The lower limits on the mass parameter $M_{Z'}$ predicted by the topcolor scenario can be obtained via studying its effects on various observables, which have been precisely measured in the high energy collider experiments [12]. The most severe constraints come from the precision electroweak data, which demand that the Z' mass $M_{Z'}$ must be larger than $1TeV$ [20]. The vacuum tilting, the constraints from Z -pole physics, and $U(1)$ triviality require $K_1 \leq 1$ [21]. Thus, in our numerical

$G_F = 1.166 \times 10^{-5} \text{ GeV}^{-2}$	$m_{B_d} = 5.279 \text{ GeV}$
$\alpha = 7.297 \times 10^{-3}$	$m_{B_u} = 5.279 \text{ GeV}$
$\tau_{B_u} = (1.638) \times 10^{-12} s$	$V_{tb} = 1.0$
$\tau_{B_d} = 1.53 \times 10^{-12} s$	$V_{ts} = (40.6 \pm 2.7) \times 10^{-3}$
$M_W = 80.425(38) \text{ GeV}$	$V_{td} = (9.4 \pm 3.6) \times 10^{-3}$
$\sin^2 \theta_w = 0.23120(15)$	$m_t = 175 \pm 9 \text{ GeV}$

Table 1: Numerical inputs used in our analysis. Unless explicitly specified, they are taken from the Particle Data Group [19].

calculation, we will take them as free parameters and assume that they are in the ranges of $1 \text{ TeV} \leq M_{Z'} \leq 2 \text{ TeV}$ and $0 < K_1 \leq 1$.

The values (in units of 10^{-6}) of the branching ratios for the semi-leptonic decays $B \rightarrow M\nu\bar{\nu}$ ($M = \pi, K, \rho, K^*$), contributed by the nonuniversal gauge boson Z' , are displayed in Table 2 for the coupling parameter $K_1 = 0.4$ (the first line of every row) and 0.8 (the second line of every row). The second and third columns in Table 2 express the corresponding experimental upper limits and the SM prediction values, respectively. From this table, one can see that the nonuniversal gauge boson Z' predicted by the $TC2$ model can indeed generate significant contributions to these $FCNC$ decay processes. The values of their branching ratios are sensitive to the free parameters $M_{Z'}$ and K_1 . In most of the parameter space, the contributions of Z' to the $FCNC$ decay processes $B \rightarrow V\nu\bar{\nu}$ are larger than those for the $FCNC$ decay processes $B \rightarrow P\nu\bar{\nu}$, which is easily apprehended from Eqs. (12) and (13) and the relevant couplings of the nonuniversal gauge boson Z' with quarks given in Eqs. (1) and (2). In wide range of the parameter space, the new gauge boson Z' can make the values of the branching ratio $Br(B \rightarrow V\nu\bar{\nu})$ exceed the corresponding experimental upper limit.

Observable	Exp. Data	SM Predictions	$M_{Z'}(\text{GeV}) = 1100$	1400	1700	2000
$\mathcal{B}(B_d^0 \rightarrow K^0 \nu \bar{\nu})$	< 160	$[3.48, 6.55]$	6.41	5.55	5.26	5.15
			10.59	7.14	6.00	5.53
$\mathcal{B}(B_u^+ \rightarrow K^+ \nu \bar{\nu})$	< 14	$[3.75, 7.04]$	8.19	6.46	5.89	5.66
			16.56	9.65	7.36	6.42
$\mathcal{B}(B_d^0 \rightarrow \pi^0 \nu \bar{\nu})$	< 220	$[0.05, 0.12]$	0.61	0.29	0.18	0.14
			2.18	0.89	0.46	0.28
$\mathcal{B}(B_u^+ \rightarrow \pi^+ \nu \bar{\nu})$	< 100	$[0.11, 0.25]$	1.22	0.58	0.36	0.27
			4.37	1.78	0.91	0.56
$\mathcal{B}(B_d^0 \rightarrow K^{*0} \nu \bar{\nu})$	< 120	$[6.98, 15.19]$	163.09	69.02	37.73	25.00
			618.45	242.56	117.56	66.67
$\mathcal{B}(B_u^+ \rightarrow K^{*+} \nu \bar{\nu})$	< 80	$[7.55, 16.35]$	327.43	132.18	67.25	40.82
			1272.62	492.41	232.94	127.31
$\mathcal{B}(B_d^0 \rightarrow \rho^{*0} \nu \bar{\nu})$	< 440	$[0.10, 0.29]$	72.42	27.73	12.86	6.81
			287.9	109.85	50.63	26.52
$\mathcal{B}(B_u^+ \rightarrow \rho^{*+} \nu \bar{\nu})$	< 150	$[0.22, 0.62]$	144.84	55.47	25.74	13.64
			1377.35	525.19	241.79	126.42

Table 2: The values (in units of 10^{-6}) of the branching ratios for the semi-leptonic decays $B \rightarrow M \nu \bar{\nu}$ ($M = \pi, K, \rho, K^*$) for $K_1 = 0.4$ (the first line), $K_1 = 0.8$ (the second line), and different values of $M_{Z'}$.

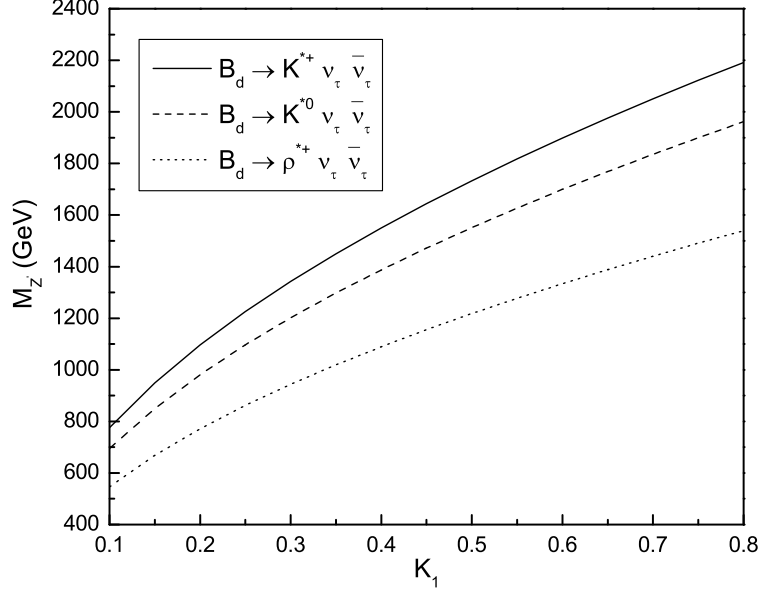


Figure 2: The mass parameter $M_{Z'}$ as a function of the coupling parameter K_1 for $Br^{TC2}(B \rightarrow V\nu\bar{\nu}) = Br^{exp}(B \rightarrow V\nu\bar{\nu})$.

To see whether the present experimental upper limit for the branching ratio $Br(B \rightarrow V\nu\bar{\nu})$ can give constraints on the free parameters of the $TC2$ model, we let that its value equals to the corresponding experimental upper limit, and plot the mass parameter $M_{Z'}$ as a function of the coupling parameter K_1 in Fig.2, in which the solid line, dotted line, and dashed line denote the $FCNC$ decay processes $B_u^+ \rightarrow K^{*+}\nu_\tau\bar{\nu}_\tau$, $B_d^+ \rightarrow \rho^{*+}\nu_\tau\bar{\nu}_\tau$, and $B_d^0 \rightarrow K^{*0}\nu_\tau\bar{\nu}_\tau$, respectively. From this figure, we can see that the present experimental upper limits of these $FCNC$ decay processes can indeed give severe constraints on the relevant free parameters. The constraints coming from the $FCNC$ decay process $B_u^+ \rightarrow K^{*+}\nu_\tau\bar{\nu}_\tau$ is the strongest, which demands that if we desire $M_{Z'} \leq 2$ TeV, there must be $K_1 \leq 0.65$.

The presence of the physical scalars, the top-pions $\pi_t^{0,\pm}$ and the top-Higgs boson h_t^0 , in the low energy spectrum is an inevitable feature of the topcolor scenario, regardless of the dynamics responsible for $EW\!SB$ and other quark masses [12]. These new particles treat the third generation fermions differently from those in the first and second generation

fermions and thus can lead to the tree level FC couplings to ordinary fermions. So they can also generate contributions to some $FCNC$ processes.

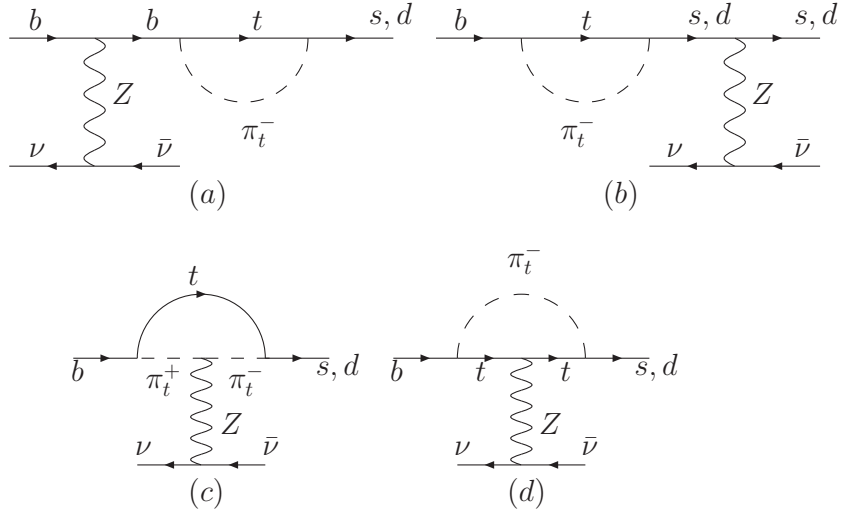


Figure 3: The penguin diagrams for π_t^\pm contributing to the rare decay processes $b \rightarrow (s, d)\nu\bar{\nu}$ in the $TC2$ model.

In the context of the $TC2$ model, the couplings of the charged top-pions π_t^\pm to ordinary fermions, which are related to our calculation, can be written as [6, 13, 22]:

$$\frac{m_t^*}{F_\pi} \frac{\sqrt{\nu_w^2 - F_\pi^2}}{\nu_w} [\bar{t}_R b_L \pi_t^+ + \bar{b}_L t_R \pi_t^- + K_{UR}^{tc*} K_{DL}^{ss} \bar{t}_R s_L \pi_t^+ + K_{UR}^{tc} K_{DL}^{ss*} \bar{s}_L t_R \pi_t^-], \quad (15)$$

where $m_t^* = m_t(1 - \varepsilon)$, $\nu_w = \nu/\sqrt{2} = 174$ GeV, $F_\pi \approx 50$ GeV is the top-pion decay constant. K_{UR} and K_{DL} are rotation matrices that diagonalize the up-quark and down-quark mass matrices M_U and M_D , i.e., $K_{UL}^+ M_U K_{UR} = M_U^{dia}$ and $K_{DL}^+ M_D K_{DR} = M_D^{dia}$, for which the CKM matrix is defined as $V = K_{UL}^+ K_{DL}$. To yield a realistic form of the CKM matrix V , it has been shown that the values of the coupling parameters can be

taken as [22]:

$$K_{DL}^{ss} \approx 1, \quad K_{UR}^{tc} \leq \sqrt{2\varepsilon - \varepsilon^2}. \quad (16)$$

In numerical estimation, we will take $K_{UR}^{tc} = \sqrt{2\varepsilon - \varepsilon^2}$ and assume that the value of the free parameter ε is in the range of $0.03 - 0.1$.

The charged top-pions π_t^\pm can contribute to the quark level transition $b \rightarrow d_j \nu \bar{\nu}$ ($j = s, d$) via the penguin diagrams, as shown in Fig.3. However, the FC coupling $\pi_t^\pm ts$ or $\pi_t^\pm td$ is suppressed by a factor K_{UR}^{tc} with ε in the range of $0.03 - 0.1$. Thus, the contributions of the top-pions π_t^\pm to the rare decay processes $b \rightarrow (s, d) \nu \bar{\nu}$ are much smaller than those of the nonuniversal gauge boson Z' . Our numerical results show that it indeed is this case. The value of the branching ratio $Br(B \rightarrow M \nu \bar{\nu})$ contributed by the scalars π_t^\pm is smaller than that of Z' at least by two orders of magnitude, which is consistent with the conclusion obtained in Ref. [23].

In Ref. [23], we consider the contributions of the $TC2$ model to the branching ratios and asymmetry observables related to the quark level transition $b \rightarrow sl^+l^-$. We find that the contributions of the scalar predicted by the $TC2$ model to the decay process $B \rightarrow K\tau^+\tau^-$ are smaller than those of the nonuniversal gauge boson Z' by two orders of magnitude and therefore can be neglected. When the Z' mass is in the range of $1000 \text{ GeV} - 2000 \text{ GeV}$, the value of $Br(B \rightarrow K\tau^+\tau^-)$ is in the range of $7.0 \times 10^{-6} - 1.7 \times 10^{-6}$, which is larger than those for the decay process $B \rightarrow Ke^+e^-$ or $B \rightarrow K\mu^+\mu^-$. This is because of the large coupling of Z' to the third generation fermions. If we assume that the experimental constraint for the branching ratio of the rare decay process $B \rightarrow Kl^+l^-$ provided by BaBar and Belle experiments is $Br(B \rightarrow Kl^+l^-) = (1.6 \pm 0.5) \times 10^{-6}$ [24], then we can easily obtain the constraints on the free parameters K_1 and $M_{Z'}$. For example, for $K_1 = 0.4$, there must be $1290 \text{ GeV} \leq M_{Z'} \leq 1787 \text{ GeV}$. In the case of considering these constraints on the relevant free parameters, the contributions of the nonuniversal gauge boson Z' to the rare decays $B \rightarrow M \nu \bar{\nu}$ would be reduced. For instance, for $K_1 = 0.4$ and $1290 \text{ GeV} \leq M_{Z'} \leq 1787 \text{ GeV}$, there are $2.14 \times 10^{-5} \leq Br(B_d^+ \rightarrow \rho^+ \nu_\tau \bar{\nu}_\tau) \leq 7.64 \times 10^{-5}$, $5.70 \times 10^{-5} \leq Br(B_u^+ \rightarrow K^{*+} \nu_\tau \bar{\nu}_\tau) \leq 1.82 \times 10^{-4}$, and $3.31 \times 10^{-5} \leq Br(B_d^0 \rightarrow K^{*0} \nu_\tau \bar{\nu}_\tau) \leq$

9.11×10^{-5} . It is also possible that the value of the branching ratio $B \rightarrow M\nu\bar{\nu}$ is larger than the corresponding value predicted by the SM . Thus, the contributions of the nonuniversal gauge boson Z' to the quark level transition processes $b \rightarrow sl^+l^-$ are correlated with those for the quark level transition processes $b \rightarrow s\nu\bar{\nu}$. However, even if the experimental measurement value of the branching ratio $Br(B \rightarrow X_sl^+l^-)$ gives severe constraints on the relevant free parameters, it is still possible to largely enhance the branching ratios related to the quark level transition processes $b \rightarrow s\nu\bar{\nu}$ in the $TC2$ model. These conclusions are consistent with those given in Ref. [4] for a general Z' model.

3. The LHT model and the rare decays $B \rightarrow M\nu\bar{\nu}$

Little Higgs theory [8] was proposed as an alternative solution to the hierarchy problem of the SM , which provides a possible kind of the $EWSB$ mechanism accomplished by a naturally light Higgs boson. In matter content, the littlest Higgs (LH) model [7] is the most economical little Higgs model discussed in the literature, which has almost all of the essential feature of the little Higgs models. In order to make this model consistent with electroweak precision tests and simultaneously having the new particles of this model in the reach of the LHC , a discrete symmetry, T-parity, has been introduced, which forms the LHT model [9]. This new physics model is one of the attractive little Higgs models. In which, all the SM particles are even and among the new particles only a heavy $2/3$ charged T quark belongs to the even sector.

A consistent implementation of T-parity also requires the introduction of mirror fermions – one for each quark and lepton species [9, 25]. The masses of the T-odd fermions can be written in a unified manner:

$$M_{F_i} = \sqrt{2}k_if, \quad (17)$$

where k_i are the eigenvalues of the mass matrix k and their values are generally dependent on the fermion species i . These new fermions (T-odd quarks and T-odd leptons) have new flavor violating interactions with the SM fermions mediated by the new gauge bosons (A_H , W_H^\pm , or Z_H) and at higher order by the triplet scalar Φ . These interactions are governed by

the new mixing matrices V_{Hd} and V_{Hl} for down-quarks and charged leptons, respectively. The corresponding matrices in the up quark (V_{Hu}) and neutrino ($V_{H\nu}$) sectors are obtained by means of the relations [9, 26]:

$$V_{Hu}^+ V_{Hd} = V_{CKM}, \quad V_{H\nu}^+ V_{Hl} = V_{PMNS}, \quad (18)$$

where the CKM matrix V_{CKM} is defined through flavor mixing in the down-type quark sector, while the $PMNS$ matrix V_{PMNS} is defined through neutrino mixing.

The details of the LHT model as well as the particle spectrum, Feynman rules, and its effects on some $FCNC$ processes have been studied in Ref. [10]. An $O(v^2/f^2)$ contribution to the relevant Z -penguin diagrams and the corrected Feynman rules of Ref. [10] are given in Ref. [11].

From the above discussions, we can see that, although the LHT model does not introduce new operators in addition to the SM ones, it is not minimal flavor violation (MFV) because of the mirror fermions mixing. The mirror fermions introduce a new mechanism for $FCNC$ processes. Thus, the LHT model might generate significant contributions to the $FCNC$ processes $B \rightarrow P(V)\nu\bar{\nu}$ via correcting the coefficient $C_{L,SM}^\nu$ given by Eq. (4).

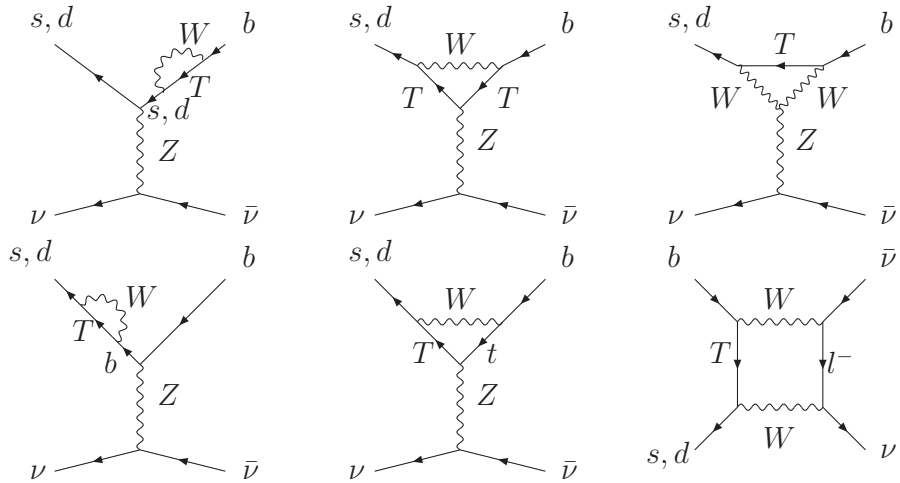


Figure 4: The Feynman diagrams of T -even heavy top quark T contributing to the rare decay processes $b \rightarrow (s, d)\nu\bar{\nu}$ in the LHT model.

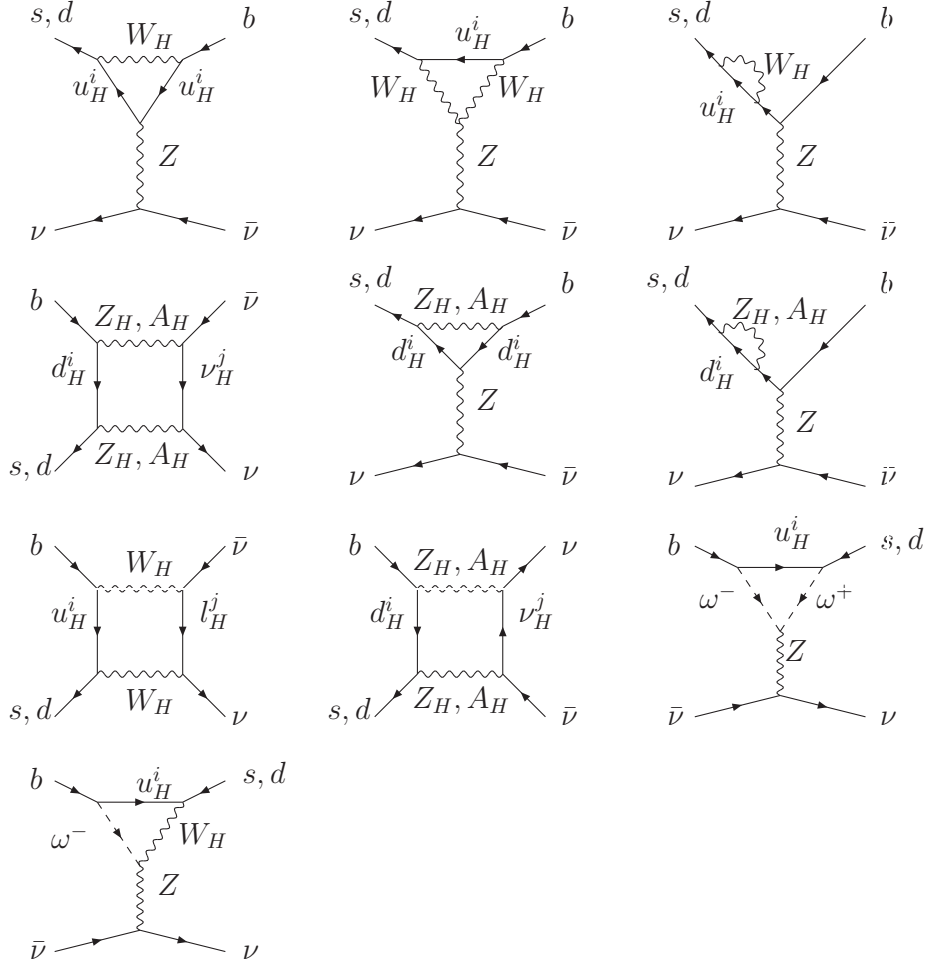


Figure 5: The Feynman diagrams of T-odd fermions contributing to the rare decay processes $b \rightarrow (s, d)\nu\bar{\nu}$ in the LHT model.

The contributions of the LHT model to the quark level transition processes $b \rightarrow d_j\nu\bar{\nu}$ ($j = s, d$) come from two new sources: T -even heavy top quark T and the T -odd fermions, which can generate contributions to the coefficient $C_{L,SM}^\nu$. The relevant Feynman diagrams are shown in Fig.4 and Fig.5. From the discussions given in section 2, we can see that the LHT model contributes to the rare decay processes $B \rightarrow M\nu\bar{\nu}$ ($M = \pi, K, \rho, K^*$) through the modification of the function X_{SM} which is related to the coefficient $C_{L,SM}^\nu$.

It is obvious that the branching ratios $Br(B \rightarrow M\nu\bar{\nu})$ ($M = \pi, K, \rho, K^*$) contributed

by the *LHT* model are dependent on the free parameters f , x_L , the T -odd fermion masses $M_{Q_H^i}$, and the flavor mixing matrix elements $(V_{H_d})_{ij}$. The mixing matrix elements $(V_{H_u})_{ij}$ can be determined via $V_{H_u} = V_{H_d} V_{CKM}^\dagger$. The matrix V_{H_d} can be parameterized in terms of three mixing angles and three phases, which can be probed by the *FCNC* processes in K and B meson systems, as discussed in detail in Refs. [26, 10]. To avoid any additional parameters introduced and to simplify our calculations, we take $V_{H_d} = V_{CKM}$ and $V_{H_u}^\dagger = I$, and assume the T -odd fermion masses $M_{Q_H^i}$ in two scenarios:

Case I: $M_{Q_H^1} = M_{Q_H^2} = M_{Q_H^3}$.

Case II: The T -odd fermion masses $M_{Q_H^i}$ are not degenerate.

Case I is the *MFV* limit of the *LHT* model. In this case, the contributions of the T -odd fermions to the rare decay processes $B \rightarrow M\nu\bar{\nu}$ ($M = \pi, K, \rho, K^*$) equal to zero from the unitarity of the matrix V_{H_d} . The contributions of the *LHT* model to these *FCNC* processes are only coming from the T -even heavy top quark T , which are dependent on two parameters x_L and f . The relative functions are given by [10, 11]

$$X_{SM}(x_t) = \frac{x_t}{8} \left[\frac{x_t + 2}{x_t - 1} + \frac{3x_t - 6}{(x_t - 1)^2} \log x_t \right], \quad (19)$$

$$\bar{X}_{even} = x_L^2 \frac{v^2}{f^2} \left[U_3(x_t, x_T) + \frac{x_L}{1 - x_L} \frac{x_t}{8} \right], \quad (20)$$

$$U_3(x_t, x_T) = \frac{-3 + 2x_t - 2x_t^2}{8(-1 + x_t)} - \frac{x_t(-4 - x_t + 2x_t^2) \log x_t}{8(-1 + x_t)^2} + \frac{(3 + 2x_t) \log x_T}{8}, \quad (21)$$

where the parameters x_i are defined as

$$x_t = \frac{m_t^2}{M_W^2}, \quad x_T = \frac{m_T^2}{M_W^2}. \quad (22)$$

For case II, the contributions of the *LHT* model to the rare decay processes $B \rightarrow M\nu\bar{\nu}$ come from T -even and T -odd sectors. The expression forms of the functions X_i , which are related to our calculation, can be written as:

$$X_{s,d} = X_{SM} + \bar{X}_{even} + \frac{1}{\lambda_{s,d}} \bar{X}_{s,d}^{odd}, \quad (23)$$

where the functions X_{SM} and \bar{X}_{even} have been given in Eq. (19) and Eq. (20), respectively, the function $\bar{X}_{s,d}^{odd}$ is [10, 11]

$$\bar{X}_{s,d}^{odd} = \left[\xi_2^{s,d} (J^{\nu\bar{\nu}}(z_2, y) - J^{\nu\bar{\nu}}(z_1, y)) + \xi_3^{s,d} (J^{\nu\bar{\nu}}(z_3, y) - J^{\nu\bar{\nu}}(z_1, y)) \right] \quad (24)$$

with

$$J^{\nu\bar{\nu}}(z_i, y) = \frac{1}{64} \frac{v^2}{f^2} [z_i S_{odd} + F^{\nu\bar{\nu}}(z_i, y; W_H) + 4(G(z_i, y; Z_H) + G_1(z'_i, y'; A_H) + G_2(z_i, y; \eta))], \quad (25)$$

$$S_{odd} = \frac{z_i^2 - 2z_i + 4}{(1 - z_i)^2} \log z_i + \frac{7 - z_i}{2(1 - z_i)}, \quad (26)$$

$$\xi_2^{s,d} = \lambda_c^{s,d}, \quad \xi_3^{s,d} = \lambda_t^{s,d}, \quad (27)$$

$$\lambda_c^s = V_{cb}^* V_{cs}, \quad \lambda_c^d = V_{cb}^* V_{cd}, \quad \lambda_t^s = V_{tb}^* V_{ts}, \quad \lambda_t^d = V_{tb}^* V_{td}. \quad (28)$$

Here the functions $F^{\nu\bar{\nu}}$, G , G_1 and G_2 given in Appendix and the various variables defined as follows

$$z_i = \frac{M_{Q_H}^2}{M_{W_H}^2} = \frac{M_{Q_H}^2}{M_{Z_H}^2}, \quad z'_i = az_i, \quad a = \frac{5}{\tan^2 \theta_w}, \quad (29)$$

$$y = \frac{M_{L_H}^2}{M_{W_H}^2} = \frac{M_{L_H}^2}{M_{Z_H}^2}, \quad y' = ay, \quad \eta = \frac{1}{a}. \quad (30)$$

The mass of the T-odd heavy gauge boson W_H can be written as $M_{W_H} = fg(1 - \frac{v^2}{8f^2})$ and there is $M_{W_H} \simeq M_{Z_H}$.

In the context of the *LHT* model, the branching ratios of the rare decays $B \rightarrow X_{s,d}\nu\bar{\nu}$ can be written as:

$$\mathcal{B}(B \rightarrow X_s\nu\bar{\nu}) = \left| \frac{X_s}{X_{SM}} \right|^2 \mathcal{B}(B \rightarrow X_s\nu\bar{\nu})_{SM}, \quad (31)$$

$$\mathcal{B}(B \rightarrow X_d\nu\bar{\nu}) = \left| \frac{X_d}{X_{SM}} \right|^2 \mathcal{B}(B \rightarrow X_d\nu\bar{\nu})_{SM}. \quad (32)$$

To see the contributions of the *LHT* model to the rare decays $B \rightarrow X_{s,d}\nu\bar{\nu}$, we define the relative correction parameters R_s and R_d as

$$R_s = \frac{\mathcal{B}(B \rightarrow X_s\nu\bar{\nu}) - \mathcal{B}(B \rightarrow X_s\nu\bar{\nu})_{SM}}{\mathcal{B}(B \rightarrow X_s\nu\bar{\nu})_{SM}} = \frac{X_s^2 - X_{SM}^2}{X_{SM}^2}, \quad (33)$$

$$R_d = \frac{\mathcal{B}(B \rightarrow X_d\nu\bar{\nu}) - \mathcal{B}(B \rightarrow X_d\nu\bar{\nu})_{SM}}{\mathcal{B}(B \rightarrow X_d\nu\bar{\nu})_{SM}} = \frac{X_d^2 - X_{SM}^2}{X_{SM}^2}. \quad (34)$$

For case I, because the contributions of *T*-odd particles disappear and the contributions of the *LHT* model to the rare decay processes $B \rightarrow M\nu\bar{\nu}$ only come from the *T*-even

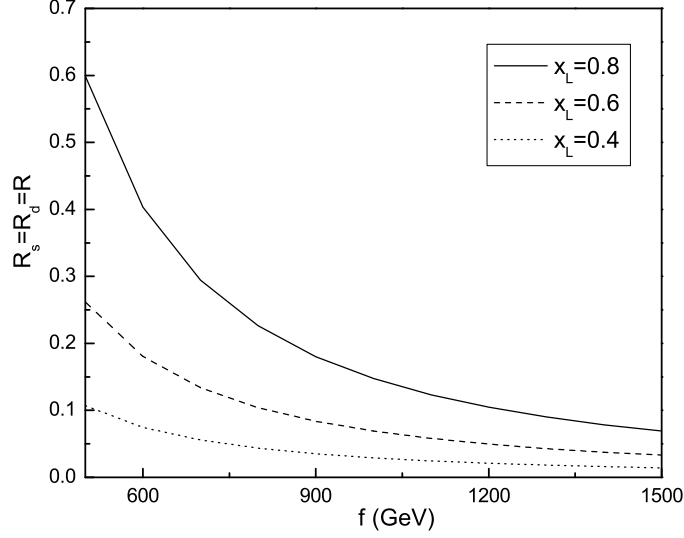


Figure 6: The relative correction parameter R as a function of the scale parameter f for three value of the mixing parameter x_L in case I.

heavy top quark T which are dependent on the free parameters x_L and f . If we see these processes at the quark level, we can obtain $X_s = X_d$ and thus there is $R_s = R_d$. For case II, both T -even and T -odd particles can contribute to these $FCNC$ decay processes. From Eqs. (24)–(28), we can see that the functions X_s and X_d are different from each other due to $\frac{1}{\lambda_t^{s,d}} \bar{X}_{s,d}^{odd}$. Thus, in case II, the T -odd fermion masses not being degenerate, there is $R_s \neq R_d$.

Our numerical results are summarized in Fig.6 and Fig.7 for case I and case II, respectively. In Fig.6, we have assumed $R_s = R_d = R$, in Fig.7 we have taken $M_{Q_H^1} = 700$ GeV, $M_{Q_H^2} = 1000$ GeV, $M_{Q_H^3} = 1500$ GeV and $M_{L_H} = 500$ GeV. One can see from Fig.6 and Fig.7 that the contributions of the LHT model to the rare B decays $B \rightarrow M\nu\bar{\nu}$ ($M = \pi, K, \rho, K^*$) are smaller than those of the $TC2$ model. For the scale parameter $f \geq 1TeV$ and the mixing parameter $x_L \leq 0.8$, the value of the correction parameter $R_s = R_d = R$ contributed by the T -even heavy top quark T is smaller than 14.7%, which is consistent with the numerical result given by Fig.5 of Ref. [10]. In case II, the T -odd particles have contributions to the rare decay processes $B \rightarrow M\nu\bar{\nu}$. However, their contributions are

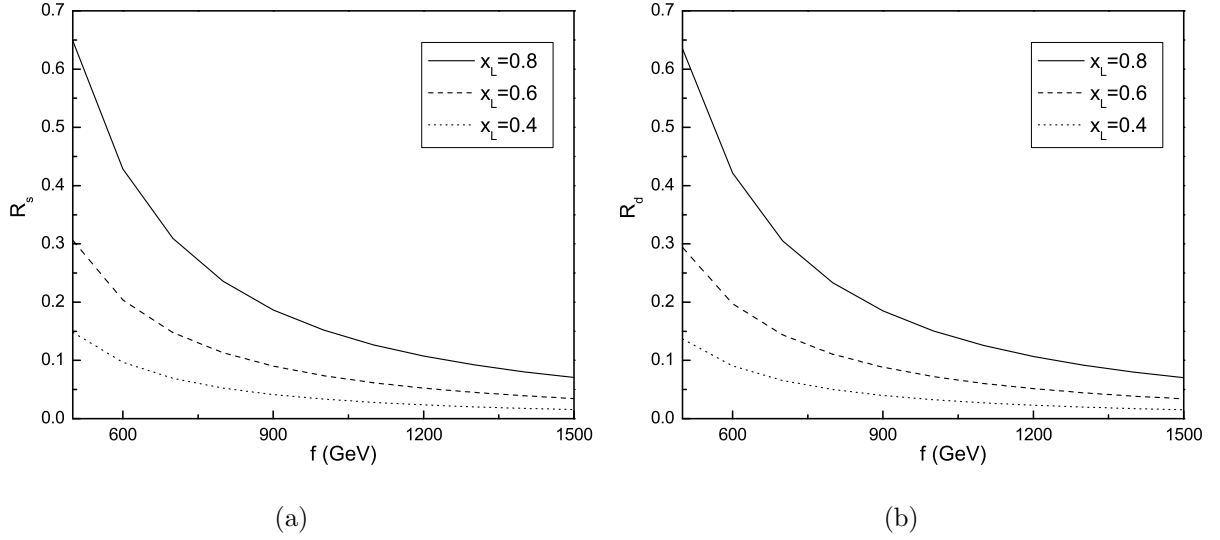


Figure 7: Same as Fig.6 but for case II.

smaller than those of the T -even heavy top quark T . For example, for $M_{Q_H^1} = 700$ GeV, $M_{Q_H^2} = 1000$ GeV, $M_{Q_H^3} = 1500$ GeV, $M_{L_H} = 500$ GeV, $f \geq 500$ GeV, and $x_L \leq 0.8$, the value of the relative correction parameter R_s contributed by the T -odd particles is smaller than 5%. Certainly, in this paper, we have taken $V_{H_d} = V_{CKM}$, which is a very limited scenario. In more general scenarios, as discussed in Ref. [10], the contributions of the T -odd particles can be enhanced. However, in most of the parameter space of the LHT model, the value of the relative correction parameter R_s or R_d contributed by the T -odd particles is smaller than 10%. It is well known that the SM prediction values for the branching ratios of the rare B decays $B \rightarrow M\nu\bar{\nu}$ have large uncertainties. Thus, we have to say that it is very difficult to detect correction effects of the LHT model on the rare B decays $B \rightarrow M\nu\bar{\nu}$ in near future high energy collider experiments.

4. Conclusions

The $TC2$ model and the LHT model are two kinds of popular new physics models beyond the SM . The new particles predicted by these two new physics models can induce FC couplings to ordinary particles and thus can produce contributions to some $FCNC$ processes. The rare B semileptonic decays with neutrinos in the final state are significantly suppressed in the SM and their long-distance contributions are generally subleading. So

these *FCNC* processes are considered as excellent probes of new physics beyond the *SM*. In this paper, we consider the contributions of the *TC2* model and the *LHT* model to the rare *B* decay processes $B \rightarrow M\nu\bar{\nu}$ with $M = \pi, \rho, K, K^*$ and discuss the possibility of constraining the relevant free parameters using the corresponding experimental upper limits. The following conclusions are obtained.

i) The contributions of the *TC2* model to these rare decay processes are larger than those from the *LHT* model. We might use these processes to distinguish different new physics models in future high energy collider experiments.

ii) The contributions of the *TC2* model to these rare decay processes mainly come from the nonuniversal gauge boson Z' . The contributions of Z' to the quark level transition processes $b \rightarrow sl^+l^-$ are correlated with those for the quark level transition processes $b \rightarrow s\nu\bar{\nu}$. However, even if the experimental measurement value of the branching ratio $Br(B \rightarrow X_sl^+l^-)$ gives severe constraints on the relevant free parameters, it is still possible to largely enhance the branching ratios of the rare *B* decay processes $B \rightarrow M\nu\bar{\nu}$ in the *TC2* model.

iii) The contributions of the nonuniversal gauge boson Z' to the rare *B* decays $B \rightarrow V\nu\bar{\nu}$ are larger than those for the rare *B* decays $B \rightarrow P\nu\bar{\nu}$. The experimental upper limits of the branching ratios for some of these rare decay processes can give constraints on the free parameters of the *TC2* model. The most severe constraints on the free parameters of the *TC2* model come from the rare *B* decay $B_u^+ \rightarrow K^{*+}\nu_\tau\bar{\nu}_\tau$, which demands that if we desire $M_{Z'} = 2$ TeV, there must be $K_1 \leq 0.5$.

iv) In general, the contributions of the *LHT* model to the rare *B* decays $B \rightarrow M\nu\bar{\nu}$ come from two sources: the *T*-even and *T*-odd sectors. However, for the case that the *T*-odd fermions are degenerated in mass, the contributions only come from the *T*-even heavy top quark *T*. For $f \geq 1TeV$ and $x_L \leq 0.8$, the value of the correction parameter *R* contributed only by *T* is smaller than 14.7%. In most of the parameter space of the *LHT* model, the value of the relative correction parameter R_s or R_d contributed by the *T*-odd particles is smaller than 10%.

Acknowledgments

This work is supported in part by the National Natural Science Foundation of China under Grant No.10975067, the Specialized Research Fund for the Doctoral Program of Higher Education(SRFDP) (No.200801650002), the Natural Science Foundation of Liaoning Science Committee(No.20082148), and the Foundation of Liaoning Educational Committee(No.2007T086).

Appendix

In this appendix we list the functions which are related to our calculation in the context of the *TC2* and *LHT* models. In the framework of the *TC2* model:

$$C_a(x_t) = \frac{8}{3}(\tan^2 \theta' - 1) \frac{F_1(x_t)}{v_d + a_d}, \quad (35)$$

$$C_b(x_t) = \frac{16F_2(x_t)}{3(v_u - a_u)} - \frac{8F_3(x_t)}{3(v_u + a_u)}, \quad (36)$$

$$C_c(x_t) = \frac{16F_4(x_t)}{3(v_u - a_u)} + \frac{8F_5(x_t)}{3(v_u + a_u)} \quad (37)$$

with

$$\begin{aligned} F_1(x_t) = & -(0.5(Q - 1) \sin^2 \theta_w + 0.25)(x_t^2 \ln(x_t)/(x_t - 1)^2 + x_t/(x_t - 1) \\ & - x_t(0.5(-0.5772 + \ln(4\pi) - \ln(M_W^2)) + 0.75 - 0.5(x_t^2 \ln(x_t)/(x_t - 1)^2 \\ & - 1/(x_t - 1))))((1 + x_t)/(x_t - 2)), \end{aligned} \quad (38)$$

$$\begin{aligned} F_2(x_t) = & (0.5Q \sin^2 \theta_w - 0.25)(x_t^2 \ln(x_t)/(x_t - 1)^2 - 2x_t \ln(x_t)/(x_t - 1)^2 \\ & + x_t/(x_t - 1)), \end{aligned} \quad (39)$$

$$F_3(x_t) = -Q \sin^2 \theta_w (x_t/(x_t - 1) - x_t \ln(x_t)/(x_t - 1)^2), \quad (40)$$

$$F_4(x_t) = 0.25(4 \sin^2 \theta_w / 3 - 1)(x_t^2 \ln(x_t)/(x_t - 1)^2 - x_t - x_t/(x_t - 1)), \quad (41)$$

$$\begin{aligned} F_5(x_t) = & -0.25Q \sin^2 \theta_w x_t (-0.5772 + \ln(4\pi) - \ln(M_W^2) + 1 - x_t \ln(x_t)/(x_t - 1)) \\ & - \sin^2 \theta_w / 6 (x_t^2 \ln(x_t)/(x_t - 1)^2 - x_t - x_t/(x_t - 1)). \end{aligned} \quad (42)$$

Here the variables are defined as: $v_{u,d} = I_3 - 2Q_{u,d} \sin^2 \theta_w$, $a_{u,d} = I_3$, where u and d

represent the up- and down-type quarks, respectively. I_3 is the third component of isospin and Q_i is the charge of the corresponding quark.

The form factors f^i for the decay processes $B \rightarrow (K, \pi)\nu\bar{\nu}$ can be written as [17]:

$$\begin{aligned} f_+^P(s_B) &= \frac{f(0)}{1 - a_f(s_B/m_B^2) + b_f(s_B/m_B^2)^2}, \\ f^\pi(0) &= 0.258 \pm 0.031, \quad a_f^\pi = 1.29, \quad b_f^\pi = 0.206, \\ f^K(0) &= 0.331 \pm 0.041, \quad a_f^K = 1.41, \quad b_f^K = 0.406. \end{aligned} \quad (43)$$

The form factors for the decay processes $B \rightarrow (K^*, \rho)\nu\bar{\nu}$ can be written as [18]:

$$\begin{aligned} A_i(s_B) &= A_i(0)(1 + \beta_i s_B), \quad \beta_1 = -0.023 \text{GeV}^{-2}, \quad \beta_2 = 0.034 \text{GeV}^{-2}, \\ V^{B \rightarrow K^*}(0) &= 0.411 \pm 0.033, \quad A_1^{B \rightarrow K^*}(0) = 0.292 \pm 0.028, \quad A_2^{B \rightarrow K^*}(0) = 0.259 \pm 0.025, \\ V^{B \rightarrow \rho}(0) &= 0.323 \pm 0.030, \quad A_1^{B \rightarrow \rho}(0) = 0.242 \pm 0.023, \quad A_2^{B \rightarrow \rho}(0) = 0.221 \pm 0.025. \end{aligned}$$

In the *LHT* model, the relevant functions can be written as [10, 11]:

$$F^{\nu\bar{\nu}}(z_i, y; W_H) = \frac{3}{2}z_i - F_5(z_i, y) - 7F_6(z_i, y) - 9U(z_i, y), \quad (44)$$

$$F_5(z_i, y) = \frac{z_i^3 \log z_i}{(1 - z_i)(y - z_i)} + \frac{y^3 \log y}{(1 - y)(z_i - y)}, \quad (45)$$

$$F_6(z_i, y) = - \left[\frac{z_i^2 \log z_i}{(1 - z_i)(y - z_i)} + \frac{y^2 \log y}{(1 - y)(z_i - y)} \right], \quad (46)$$

$$U(z_i, y) = \frac{z_i^2 \log z_i}{(1 - z_i)^2(z_i - y)} + \frac{y^2 \log y}{(1 - y)^2(y - z_i)} + \frac{1}{(1 - z_i)(1 - y)}, \quad (47)$$

$$G(z_i, y; Z_H) = -\frac{3}{4}U(z_i, y), \quad (48)$$

$$G_1(z'_i, y'; A_H) = \frac{1}{25a}G(z'_i, y'; A_H), \quad (49)$$

$$\begin{aligned} G_2(z_i, y; \eta) &= -\frac{3}{10a} \left[\frac{z_i^2 \log z_i}{(1 - z_i)(\eta - z_i)(z_i - y)} \right. \\ &\quad \left. + \frac{y^2 \log y}{(1 - y)(\eta - y)(y - z_i)} + \frac{\eta^2 \log \eta}{(1 - \eta)(z_i - \eta)(\eta - y)} \right]. \end{aligned} \quad (50)$$

References

- [1] H. Tajima et al., *Int. J. Mod. Phys. A* **17**(2002)2967 ; R. Mizuk, R. Chistov et al., *Phys. Rev. D* **78**(2008)072004 ; B. Aubert et al., *Phys. Rev. Lett.* **100**(2008)021801.
- [2] Y. Grossman, Z. Ligeti and E. Nardi, *Nucl. Phys. B* **465**(1996)369; Erratum-ibid, *B* **480**(1996)753; D. Melikhov, N. Nikitin and S. Simula, *Phys. Lett. B* **428**(1998)171; C. S. Kim, Y. G. Kim and T. Morozumi, *Phys. Rev. D* **60**(1999)094007; G. Buchalla, G. Hiller and G. Isidori, *Phys. Rev. D* **63**(2000)014015.
- [3] T. M. Aliev, A. Ozpineci and M. Savci, *Phys. Lett. B* **506**(2001)77; J. H. Jeon, C. S. Kim, J. Lee and C. Yu, *Phys. Lett. B* **636**(2006)270; T. M. Aliev, A. S. Cornell and N. Gaur, *JHEP* **0707**(2007)072; Y. Yamada, *Phys. Rev. D* **77**(2008)014025; C. S. Kim, S. C. Park, K. Wang, G. Zhu, arXiv:0910.4291 [hep-ph]; M. Blanke, A. J. Buras, B. Duling, K. Gemmler and S. Gori, *JHEP* **0903**(2009)108; J. F. Kamenik and C. Smith, *Phys. Lett. B* **680**(2009)471.
- [4] W. Altmannshofer, A. J. Buras, D. M. Straub and M. Wick, *JHEP* **0904**(2009)022.
- [5] M. Bona et al., arXiv:0709.0451[hep-ex].
- [6] C. T. Hill, *Phys. Lett. B* **345**(1995)483; K. D. Lane and E. Eichten, *Phys. Lett. B* **352**(1995)382; K. D. Lane, *Phys. Lett. B* **433**(1998)96; G. Cvetič, *Rev. Mod. Phys.* **71**(1999)513.
- [7] N. Arkani-Hamed, A. G. Cohen and H. Georgi, *Phys. Rev. Lett* **86**(2001)4757; N. Arkani-Hamed, A. G. Cohen and H. Georgi, *Phys. Lett. B* **513**(2001)232; N. Arkani-Hamed, A. G. Cohen, E. Katz and A. E. Nelson, *JHEP* **0207**(2002)034.
- [8] M. Schmaltz and D. Tucker-Smith, *Ann. Rev. Nucl. Part. Sci.* **55**(2005)229; M. Perelstein, *Prog. Part. Nucl. Phys.* **58**(2007)247.
- [9] H. C. Cheng, I. Low, *JHEP* **0309**(2003)051; *JHEP* **0408**(2004)061; I. Low, *JHEP* **0410**(2004)067.

- [10] M. Blanke et al., *JHEP* **0701**(2007)066.
- [11] T. Goto, Y. Okada and Y. Yamamoto, *Phys. Lett. B***670**(2009)378; F. del Aguila, J. I. Illana and M. D. Jenkins, *JHEP* **0901**(2009)080; M. Blanke et al., arXiv:0906.5454[hep-ph].
- [12] C. T. Hill and E. H. Simmons, *Phys. Rept.* **381**(2003)235; Erratum -ibid, **390**(2004)553.
- [13] G. Buchalla, G. Burdman, C. T. Hill and D. Kominis, *Phys. Rev. D***53**(1996)5185.
- [14] P. Colangelo, F. De Fazio, P. Santorelli, E. Scrimieri, *Phys. Lett. B***395**(1997)339.
- [15] T. Inami, C. S. Lim, *Prog. Theor. Phys.* **65**(1981)297; A. J. Buras, arXiv:9806471[hep-ph].
- [16] C. S. Kim and R. M. Wang, *Phys. Lett. B***681**(2009)44.
- [17] P. Ball, R. Zwicky, *Phys. Rev. D***71**(2005)014015.
- [18] P. Ball, R. Zwicky, *Phys. Rev. D***71**(2005)014029.
- [19] W. M. Yao et al.[Particle Data Group], *J. Phy. G***33**(2006)1 and 2007 partial update for 2008 edition.
- [20] R. S. Chivukula and E. H. Simmons, *Phys. Rev. D***66**(2002)015006.
- [21] M. B. Popovic and E. H. Simmons, *Phys. Rev. D***58**(1998)095007; G. Burdman and N. J. Evens, *Phys. Rev. D***59**(1999)115005.
- [22] H. J. He, C. P. Yuan, *Phys. Rev. Lett.* **83**(1999)28; G. Burdman, *Phys. Rev. Lett.* **83**(1999)2888.
- [23] Wei Liu, Chong-Xing Yue, Hui-Di Yang, *Phys. Rev. D***79**(2009)034008.
- [24] B. Aubert et. al.[BaBar Collaboration] , *Phys. Rev. Lett.* **93**(2004)081802; M. Iwasaki et. al.[Belle Collaboration], *Phys. Rev. D***72**(2005)092005.

- [25] J. Hubisz, P. Meade, *Phys. Rev. D* **71**(2005)035016; J. Hubisz, P. Meade, A. Noble and M. Perelstein, *JHEP* **0601**(2006)135.
- [26] J. Hubisz, S. J. Lee and G. Paz, *JHEP* **0606**(2006)041; M. Blanke et al., *Phys. Lett. B* **646**(2007)253.