

Extra Higgs bosons in $t\bar{t}$ production at the LHC

Roberto Barceló and Manuel Masip

*CAFPE and Departamento de Física Teórica y del Cosmos
Universidad de Granada, E-18071, Granada, Spain*

barcelo@ugr.es, masip@ugr.es

Abstract

The top quark has a large Yukawa coupling with the Higgs boson. In the usual extensions of the standard model the Higgs sector includes extra scalars, which also tend to couple strongly with the top quark. Unlike the Higgs, these fields have a *natural* mass above $2m_t$, so they could introduce anomalies in $t\bar{t}$ production at the LHC. We study their effect on the $t\bar{t}$ invariant mass distribution at $\sqrt{s} = 7$ TeV. We focus on the bosons (H, A) of the minimal SUSY model and on the scalar field (r) associated to the new scale f in Little Higgs (LH) models. We show that in all cases the interference with the standard amplitude dominates over the narrow-width contribution. As a consequence, the mass difference between H and A or the contribution of an extra T -quark loop in LH models become important effects in order to determine if these fields are observable there. We find that a 1 fb^{-1} luminosity could probe the region $\tan\beta \leq 3$ of SUSY and $v/(\sqrt{2}f) \geq 0.3$ in LH models.

1 Introduction

The main objective of the LHC is to reveal the nature of the mechanism breaking the electroweak (EW) symmetry. This requires not only a determination of the Higgs mass and couplings, but also a search for additional particles that may be related to new dynamics or symmetries present at the TeV scale. The top-quark sector appears then as a promising place to start the search, as it is there where the EW symmetry is broken the most (it contains the heaviest fermion). Generically, the large top-quark Yukawa coupling with the Higgs boson (h) also implies large couplings with the extra physics. For example, in SUSY extensions h comes together with neutral scalar (H) and pseudoscalar (A) fields [1]. Or in Little Higgs (LH) models, a global symmetry in the Higgs and the top-quark sectors introduces a scalar singlet and an extra T quark [2, 3]. In all cases these scalar fields have large Yukawa couplings that could imply a sizeable production rate in hadron collisions and a dominant decay channel into $t\bar{t}$.

The energy and the luminosity to be achieved at the LHC make this collider a top-quark factory, with around 1.5×10^5 pairs at $\sqrt{s} = 7$ TeV and 1 fb^{-1} . In this paper we study the possibility that the production and decay of extra Higgses distort the $t\bar{t}$ invariant mass distribution ($m_{t\bar{t}}$). The relevant amplitudes are pictured in Fig. 1. We first review [4, 5] the (analytical) expressions for the cross section when the intermediate field is a scalar or a pseudoscalar field and the loop fermion is the top or a heavier T quark. Then we define the models to be analyzed and study the parton-level cross section in each case. Finally we discuss the possible signal at the LHC.

2 Top quarks from scalar Higgs bosons

The potential to observe new physics in $m_{t\bar{t}}$ at hadron colliders has been discussed in previous literature [5, 6, 7, 8, 9, 10]. In general, any heavy s -channel resonance with a significant

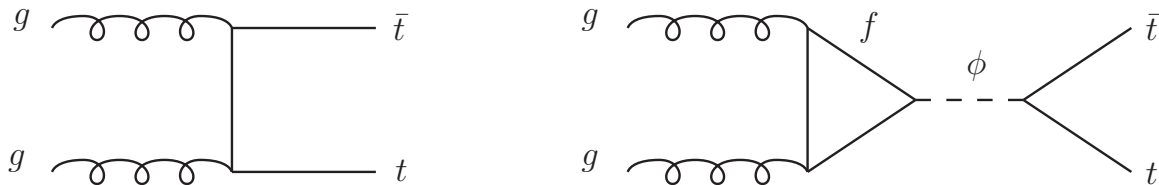


Figure 1: Diagrams that interfere in $t\bar{t}$ production.

branching ratio to $t\bar{t}$ will introduce distortions: a *bump* that can be evaluated in the narrow-width approximation or more complex structures (a *peak* followed by a *dip*) when interference effects are important [11]. In the diagram depicted in Fig. 1 the intermediate scalar is produced at one loop [12], but the gauge and Yukawa couplings are all strong.

Let us first consider a scalar ϕ coupled to the top quark and (possibly) to a heavy fermion. The differential cross section for $gg \rightarrow t\bar{t}$ is then

$$\frac{d\sigma}{dz} = \frac{d\sigma_{QCD}}{dz} + \frac{\alpha_s^2 y_{\phi t\bar{t}}^2 s^2 \beta^3}{1536 \pi^3} \left| \frac{N(s)}{s - m_\phi^2 + i m_\phi \Gamma_\phi(s)} \right|^2 \quad (1)$$

$$- \frac{\alpha_s^2 y_{\phi t\bar{t}} m_t \beta^3}{48\sqrt{2} \pi} \frac{1}{1 - \beta^2 z^2} \text{Re} \left[\frac{N(s)}{s - m_\phi^2 + i m_\phi \Gamma_\phi(s)} \right], \quad (2)$$

where $z = \cos \theta$ is the cosine of the angle between an incoming g and t , m_t and $y_{\phi t\bar{t}}$ are the top-quark mass and Yukawa coupling, and $\beta = \sqrt{1 - 4m_t^2/s}$ is the velocity of t in the center of mass frame. The function $N(s)$ associated to the fermion loop is

$$N(s) = \sum_f \frac{3 m_f y_{\phi f\bar{f}}}{\sqrt{2} s} \left[1 + \left(1 - \frac{4m_f^2}{s} \right) I_f(s) \right], \quad (3)$$

where f may be the top or another quark strongly coupled to ϕ , and $I_f(s)$ takes a different form depending on the mass m_f :

$$I_f(s) = \begin{cases} \left(\text{Arcsin} \sqrt{\frac{s}{4m_f^2}} \right)^2 & s < 4m_f^2; \\ -\frac{1}{4} \left(\ln \frac{1 + \sqrt{1 - 4m_f^2/s}}{1 - \sqrt{1 - 4m_f^2/s}} - i \pi \right)^2 & s > 4m_f^2. \end{cases} \quad (4)$$

If $2m_f > \sqrt{s}$ then I_f is real and the interference vanishes at $s = m_\phi^2$. If f is the top or any fermion with $2m_f < \sqrt{s}$, then this contribution can be seen as a final-state $f\bar{f}$ interaction [5]. The differential QCD contribution $d\sigma_{QCD}/dz$ can be found in [13, 14].

For a pseudoscalar A we have

$$\frac{d\sigma}{dz} = \frac{d\sigma_{QCD}}{dz} + \frac{3 \alpha_s^2 y_{A t\bar{t}}^2 s^2 \beta}{512 \pi^3} \left| \frac{P(s)}{s - m_A^2 + i m_A \Gamma_A(s)} \right|^2 \quad (5)$$

$$- \frac{\alpha_s^2 y_{A t\bar{t}} m_t \beta}{16\sqrt{2} \pi} \frac{1}{1 - \beta^2 z^2} \text{Re} \left[\frac{P(s)}{s - m_A^2 + i m_A \Gamma_A(s)} \right], \quad (6)$$

with

$$P(s) = \sum_f \frac{m_f y_{A f\bar{f}}}{\sqrt{2} s} I_f(s). \quad (7)$$

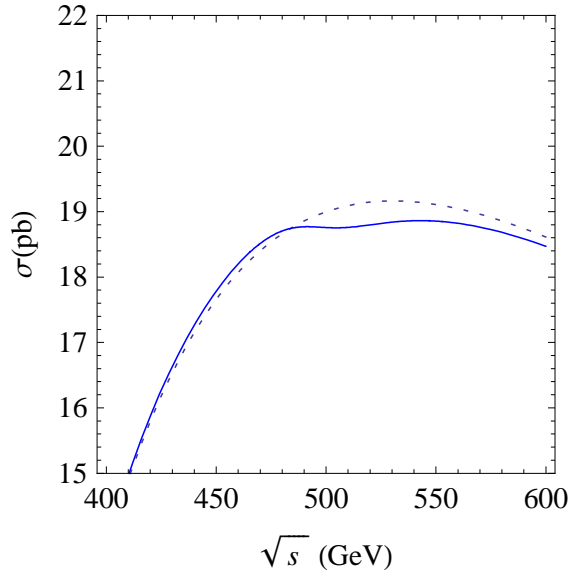


Figure 2: $\sigma(gg \rightarrow t\bar{t})$ with a standard Higgs of mass $m_h = 500$ GeV.

As we will see in the next section, to have an observable effect it is essential that the width Γ_ϕ is small. This is precisely the reason why the effect on $m_{t\bar{t}}$ of a very heavy standard Higgs h would be irrelevant. A 500 GeV Higgs boson would couple strongly to the top quark, but even stronger to itself: $\lambda = m_h^2/(2v^2) \approx 2$. Its decay into would-be Goldstone bosons (eaten by the massive W and Z) would then dominate, implying a total decay width

$$\Gamma_h \approx \frac{3}{8\pi v^2} \left[m_t^2 m_h \beta_t^3 + \frac{m_h^3}{4} \left(\beta_V^3 + \frac{3}{4} \beta_V (1 - \beta_V^2)^2 \right) \right] \approx 60 \text{ GeV} , \quad (8)$$

where

$$\beta_{t(V)} = \sqrt{1 - \frac{4m_{t(V)}^2}{m_h^2}} \quad (9)$$

and we have taken a common W, Z mass $m_V \approx 90$ GeV.

The plot in Fig. 2 shows a too small deviation due to the standard Higgs in $\sigma(gg \rightarrow t\bar{t})$. To have a smaller width and a larger effect the mass of the resonance must *not* be EW. In particular, SUSY or LH models provide a new scale and massive Higgses with no need for large scalar self-couplings.

3 SUSY neutral bosons

SUSY incorporates two Higgs doublets, and after EW symmetry breaking there are two neutral bosons (H and A) in addition to the light Higgs. The mass of these two fields is not EW (it comes from the SUSY breaking sector), so they are *naturally* heavy enough to decay in $t\bar{t}$. Their mass difference is EW, of order M_Z^2/m_A , with important top-quark corrections at the loop level. More precisely, the relation between m_A and $m_{H,h}$ is [15]

$$m_{H,h}^2 = \frac{1}{2} \left(m_A^2 + M_Z^2 + \Delta_{11} + \Delta_{22} \pm \sqrt{\Delta_0^2} \right) \quad (10)$$

where

$$\begin{aligned} \Delta_0^2 = & \left(m_A^2 + M_Z^2 + \Delta_{11} + \Delta_{22} \right)^2 - 4 m_A^2 M_Z^2 \cos^2 2\beta \\ & - 4 \left(\Delta_{11} \Delta_{22} - \Delta_{12}^2 \right) - 4 \left(M_Z^2 \cos^2 \beta + m_A^2 \sin^2 \beta \right) \Delta_{22} \\ & - 4 \left(M_Z^2 \sin^2 \beta + m_A^2 \cos^2 \beta \right) \Delta_{11} - 4 \sin 2\beta \left(M_Z^2 + m_A^2 \right) \Delta_{12} , \end{aligned} \quad (11)$$

$$\Delta_{11} = \frac{3g^2}{16\pi^2} \frac{m_t^4}{M_W^2 \sin^2 \beta} \left[\frac{\mu (A_t m_0 - \mu \cot \beta)}{\tilde{m}_{t1}^2 - \tilde{m}_{t2}^2} \right]^2 d(\tilde{m}_{t1}^2, \tilde{m}_{t2}^2) , \quad (12)$$

$$\begin{aligned} \Delta_{22} = & \frac{3g^2}{16\pi^2} \frac{m_t^4}{M_W^2 \sin^2 \beta} \left[\frac{2A_t m_0 (A_t m_0 - \mu \cot \beta)}{\tilde{m}_{t1}^2 - \tilde{m}_{t2}^2} \ln \frac{\tilde{m}_{t1}^2}{\tilde{m}_{t2}^2} \right. \\ & \left. + \ln \frac{\tilde{m}_{t1}^2 \tilde{m}_{t2}^2}{m_t^4} + \left(\frac{A_t m_0 (A_t m_0 - \mu \cot \beta)}{\tilde{m}_{t1}^2 - \tilde{m}_{t2}^2} \right)^2 d(\tilde{m}_{t1}^2, \tilde{m}_{t2}^2) \right] , \end{aligned} \quad (13)$$

$$\begin{aligned} \Delta_{12} = & -\frac{3g^2}{16\pi^2} \frac{m_t^4}{M_W^2 \sin^2 \beta} \frac{\mu (A_t m_0 - \mu \cot \beta)}{\tilde{m}_{t1}^2 - \tilde{m}_{t2}^2} \left[\ln \frac{\tilde{m}_{t1}^2}{\tilde{m}_{t2}^2} \right. \\ & \left. + \frac{A_t m_0 (A_t m_0 - \mu \cot \beta)}{\tilde{m}_{t1}^2 - \tilde{m}_{t2}^2} d(\tilde{m}_{t1}^2, \tilde{m}_{t2}^2) \right] , \end{aligned} \quad (14)$$

and

$$d(m_1^2, m_2^2) = 2 - \frac{m_1^2 + m_2^2}{m_1^2 - m_2^2} \ln \frac{m_1^2}{m_2^2} . \quad (15)$$

Varying the μ parameter and the stop masses and trilinears, for $m_A = 500$ GeV we obtain typical values of $m_H - m_A$ between -2 and $+10$ GeV.

The scalar masses of interest correspond to the *decoupling* regime, where h is basically the SM Higgs and

$$y_{H\bar{t}t} \approx -\frac{m_t \sqrt{2}}{v} \frac{1}{\tan \beta} \approx -y_{A\bar{t}t} . \quad (16)$$

In addition, we will consider low values of $\tan \beta$, where the decay into bottom quarks is not important and the (energy-dependent) widths can be approximated to

$$\Gamma_H(s) \approx \frac{3 y_{H\bar{t}t}^2 s \beta^3}{16\pi m_H} , \quad \Gamma_A(s) \approx \frac{3 y_{A\bar{t}t}^2 s \beta}{16\pi m_A} . \quad (17)$$

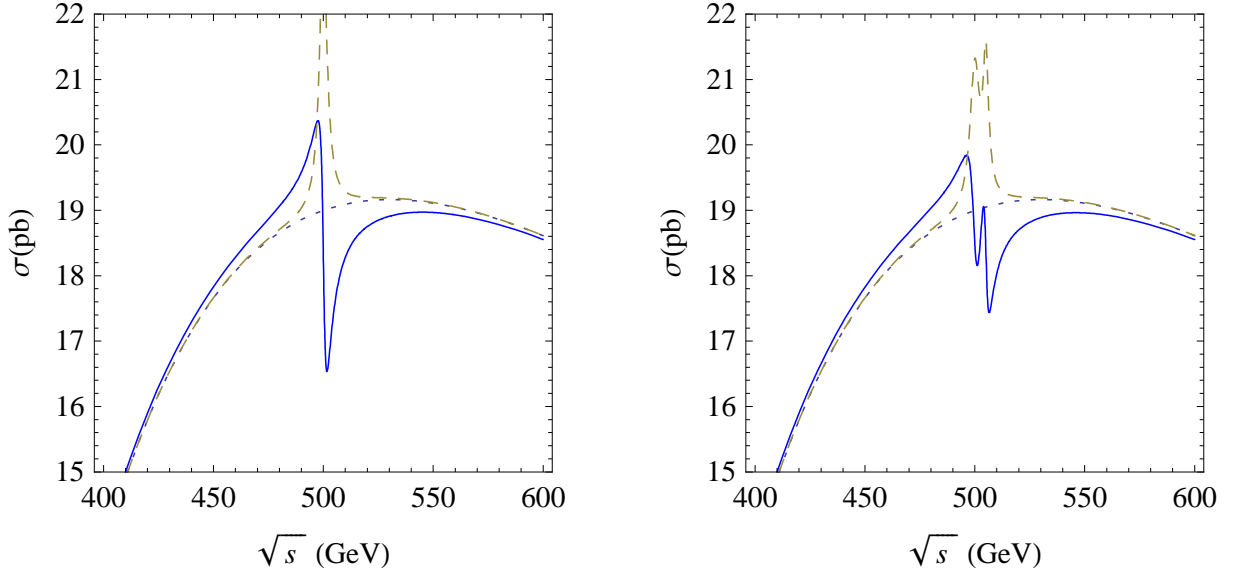


Figure 3: $\sigma(gg \rightarrow t\bar{t})$ for $\tan\beta = 2$ and SUSY bosons of mass $m_A = m_H = 500$ GeV (left) or $m_A = 500, m_H = 505$ GeV (right). Dashes provide the narrow-width approximation and dots the standard model cross section.

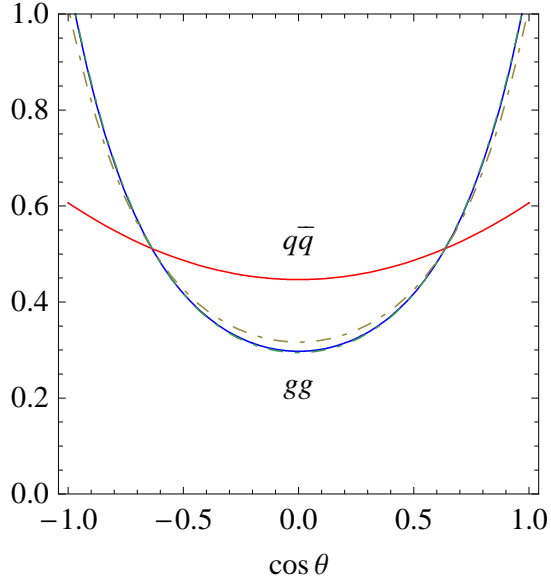


Figure 4: Standard angular distribution for the t quarks from $q\bar{q}$ and gg collisions at $\sqrt{s} = 500$ GeV. We include (dashes) the distribution from gg at the peak and the dip of Fig. 3–left.

In Fig. 3 we plot $\sigma(gg \rightarrow t\bar{t})$ at center of mass energies around $m_A = 500$ GeV for $m_H = 500$ GeV (left) and $m_H = 505$ GeV (right). We have taken $\tan\beta = 2$, which implies $\Gamma_H \approx 3.0$ GeV and $\Gamma_A \approx 5.3$ GeV. We observe an average 5.5% excess and 8.1% deficit in the 5 GeV intervals before and after $\sqrt{s} = 500$ GeV, respectively. We include in dashes the result ignoring the interference (last term in Eqs. (2) and (6)), which would not be captured if one uses the narrow-width approximation. It is apparent that the interference with the standard amplitude gives the dominant effect. In Fig. 3–left the position of the peaks and dips caused by H and A overlap *constructively* (notice, however, that in this CP conserving Higgs sector their amplitudes do not interfere). In contrast, in Fig. 3–right their mass difference implies a partial cancellation between the dip caused by A and the peak of H .

The scalar and pseudoscalar couplings with the top quark grow at smaller values of $\tan\beta$, increasing the cross section and the scalar width. For example, for $\tan\beta = 1$ the excess at $\sqrt{s} < 500$ GeV grows to the 6.2% and the deficit to the 9.7%, whereas for $\tan\beta = 5$ the excess and deficit are just a 2.1% and a 2.6%, respectively.

The normalized angular distribution of the t quark in the center of mass frame is given in Fig. 4. We plot the standard distributions for top-quark production in gg and $q\bar{q}$ collisions together with the distribution from gg at the peak and the dip obtained in Fig. 3–left. In the narrow-width approximation a scalar resonance gives a flat contribution. However, we find that the excess or deficit from the scalar interference is *not* flat and does not change

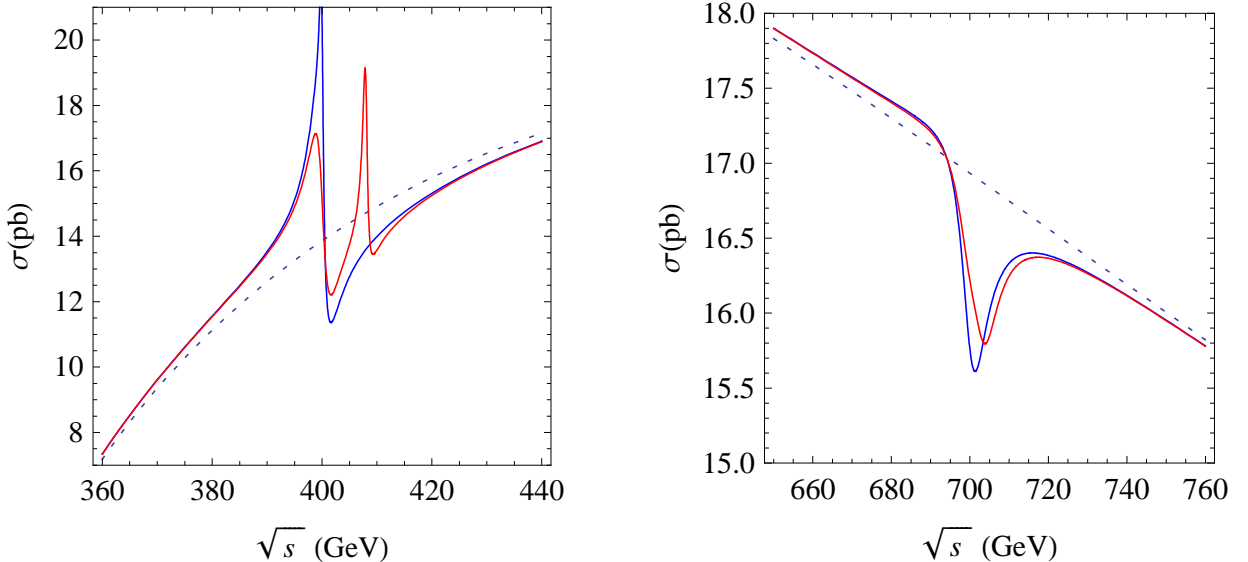


Figure 5: $\sigma(gg \rightarrow t\bar{t})$ for $m_A = 400$ GeV and $m_A = 700$ GeV. We include the cases $m_H = 400, 408$ GeV (left) and $m_H = 700, 703$ GeV (right)

significantly the angular distribution. Different cuts could be applied to reduce the background for $t\bar{t}$ production at the LHC [7] or even to optimize the contribution from gg versus $q\bar{q}$, but not to enhance the relative effect of the scalars on $\sigma(gg \rightarrow t\bar{t})$.

We include the cases where the boson H is degenerate with A or slightly heavier ($m_H = 408$ GeV and $m_H = 703$ GeV). We see that at lower scalar masses the peak dominates, whereas for large values of m_A the dip is the dominant effect. This behaviour, related to the slope of the standard cross section, reduces in both cases the relevance of the mass difference between the scalar and the pseudoscalar Higgses.

4 Little Higgs boson

In LH models the Higgs appears as a pseudo-Goldstone boson of a global symmetry broken spontaneously at the scale $f > v/\sqrt{2} = 174$ GeV. The global symmetry introduces an extra T quark that cancels top-quark quadratic corrections to the Higgs mass parameter. The presence of this vectorlike T quark and of a massive scalar singlet (the *Higgs* of the symmetry broken at f) are then generic features in all these models.

Once the electroweak VEV is included the doublet and singlet Higgses (and also the t and T quarks) mix [16, 17]. The singlet component $\approx v/(\sqrt{2}f)$ in h will reduce its coupling both to the top quark and to the gauge bosons and, in turn, r will get a doublet component that couples to these fields.

It is easy to see that the most general¹ top-quark Yukawa sector with no quadratic corrections at one loop is

$$\begin{aligned} -\mathcal{L}_t &= \lambda \left(f + \frac{r}{\sqrt{2}} \right) \sin \frac{u+h}{\sqrt{2}f} (c_\alpha t + s_\alpha T) t^c \\ &+ \lambda \left(f + \frac{r}{\sqrt{2}} \right) \cos \frac{u+h}{\sqrt{2}f} T T^c + \text{h.c.} , \end{aligned} \quad (18)$$

where u and f are VEVs satisfying

$$f \sin \frac{u}{\sqrt{2}f} \equiv f s_\theta = \frac{v}{\sqrt{2}} . \quad (19)$$

Eq. (18) becomes

$$-\mathcal{L}_t = \lambda \left(f + \frac{r}{\sqrt{2}} \right) \left(s_\theta \cos \frac{h}{\sqrt{2}f} + c_\theta \sin \frac{h}{\sqrt{2}f} \right) (c_\alpha t + s_\alpha T) t^c$$

¹There could be an additional mixing, $T \rightarrow c_\beta T + s_\beta t$ in the second line of Eq. (18), but it must be small [18] to avoid a too large value of V_{Tb} .

$$+ \lambda \left(f + \frac{r}{\sqrt{2}} \right) \left(c_\theta \cos \frac{h}{\sqrt{2}f} - s_\theta \sin \frac{h}{\sqrt{2}f} \right) TT^c + \text{h.c.} . \quad (20)$$

Fermion masses, Yukawa couplings and dimension-5 operators (necessary to check the cancellation of all one-loop quadratic corrections) are then obtained by expanding

$$\cos \frac{h}{\sqrt{2}f} \approx 1 - \frac{h^2}{4f^2} , \quad \sin \frac{h}{\sqrt{2}f} \approx \frac{h}{\sqrt{2}f} \quad (21)$$

The fermion masses and the Yukawas to the heavier scalar r have the same structure,

$$- \mathcal{L}_t \supset \lambda \left(f + \frac{r}{\sqrt{2}} \right) \begin{pmatrix} t & T \end{pmatrix} \begin{pmatrix} s_\theta c_\alpha & 0 \\ s_\theta s_\alpha & c_\theta^2 \end{pmatrix} \begin{pmatrix} t^c \\ T^c \end{pmatrix} . \quad (22)$$

This implies

$$y_{r\bar{t}t} = \frac{m_t}{f} = \frac{\sqrt{2} s_\theta m_t}{v} \quad \text{and} \quad y_{r\bar{T}T} = \frac{m_T}{f} , \quad (23)$$

where the quarks are mass eigenstates. The mass of the heavier T quark is $m_T \approx m_t c_\theta / (s_\theta c_\alpha)$, and its mixing with the doublet $V_{Tb} \approx s_\theta^2 s_\alpha c_\alpha / c_\theta^2$.

The extra Higgs r is somehow similar to the heavier scalar in a doublet plus singlet model, with the doublet component growing with $s_\theta = v/(\sqrt{2}f)$. If s_θ is sizeable so is its coupling to the top quark. The coupling to the extra T quark is stronger, but if r is lighter than $2m_T$ then its main decay mode will be into $t\bar{t}$. Actually, the doublet component in r may also imply large couplings to the would-be Goldstone bosons for large values of m_r . More precisely, its decay width $\Gamma_r(s)$ at $4m_t^2 < s < 4m_T^2$ is

$$\Gamma_r(s) \approx \frac{3 s_\theta^2 s}{8\pi v^2} \left[\frac{m_t^2 \beta_t^3}{m_r} + \frac{s_\theta^2 m_r}{4} \left(\beta_V^3 + \frac{3}{4} \beta_V (1 - \beta_V^2)^2 \right) \right] \quad (24)$$

Therefore, r is a naturally heavy ($m_r \approx f$) but narrow scalar resonance with large couplings to quarks and an order one branching ratio to $t\bar{t}$.

In Fig. 6 we plot the parton cross section $\sigma(gg \rightarrow t\bar{t})$ for $s_\theta = 0.5$, $m_r = 500$ GeV and $m_T = 500$ GeV. We separate the contributions from the top and the T quark loops (the second one vanishes at $s = m_r^2$). The plot is similar to the one obtained for the SUSY bosons of the same mass.

Increasing m_r the decay width Γ_r grows, diluting the effect (see Fig.7, right). In contrast, for lower masses r is narrow and strongly coupled to quarks, which produces a larger effect (in Fig.7, left).

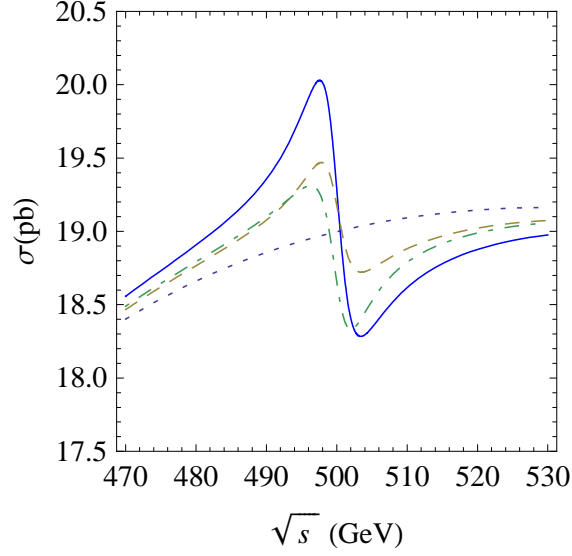


Figure 6: $\sigma(gg \rightarrow t\bar{t})$ for a LH model with $s_\theta = 0.5$, $m_r = 500$ GeV and $m_T = 500$ GeV. Dot-dashes (dashes) correspond to an amplitude with only the T (t) quark loop.

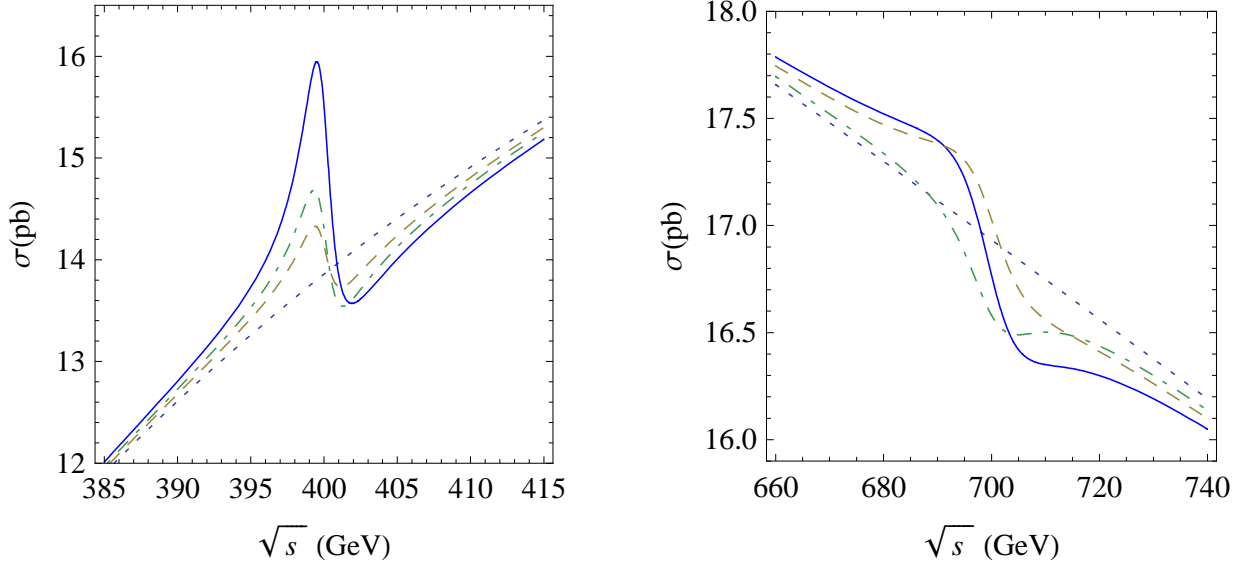


Figure 7: Like in Fig. 6 but for $m_r = 400$ GeV (left) or $m_r = 700$ GeV (right).

5 Signal at the LHC

Let us now estimate the invariant mass distribution of $t\bar{t}$ events in pp collisions at the LHC. We will use the MSTW2008 PDFs [19] with $\mu = m_t$. We take a center of mass energy of 7 TeV and an integrated luminosity of 1 fb^{-1} (which are expected at the early stages of the collider), and we will not apply any cuts. We obtain that the standard cross section is dominated by gg fusion ($q\bar{q} \rightarrow t\bar{t}$ accounts for just 12% of the top-quark pairs).

In Fig. 8 we plot the number of events per 5 GeV bin in the SUSY model with $m_A = m_H = 500 \text{ GeV}$ and $\tan\beta = 2$. We observe a 5% excess followed by a 9% deficit, with smaller deviations as $m_{t\bar{t}}$ separates from the mass of the extra Higgs bosons. In Fig. 9 we distribute the events in 20 GeV bins and plot the statistical significance

$$\Delta \equiv \frac{N - N_{SM}}{\sqrt{N_{SM}}} \quad (25)$$

of the deviations, where N is the total number of events in the bin. The typical signal is an increasing excess in a couple of 20 GeV bins that may reach a $+3.4\sigma$ deviation followed by a deficit of -4.5σ . We find that changing the binning is important in order to optimize the effect. If the same 20 GeV bin includes the peak and the dip (Fig. 9, right) then the maximum deviation is just a $\pm 2\sigma$ effect.

The result is very similar for a LH scalar of $m_r = 500 \text{ GeV}$ with $s_\theta = 0.5$ (see in Fig. 6 the parton-level cross section). Here the deviation in consecutive 20 GeV bins may reach $+2.5\sigma$ and -2σ . However, the effect is a bit more localized, and the cancellation if peak and dip coincide in a bin is stronger: it may result in three bins with just $+1.3\sigma$, $+0.6\sigma$ and -1.2σ deviations.

The binning is less important for larger Higgs masses. For example, in the SUSY case with $m_A = m_H = 700 \text{ GeV}$ the typical sequence is a couple of 20 GeV bins with a slight $+0.2\sigma$ excess followed by -1.2σ , -0.4σ and -0.2σ deficits. In the LH model with $m_r = 700 \text{ GeV}$ the initial excess (caused by the T -quark loop) is a bit more significant, a typical sequence would consist of two bins with $+0.4\sigma$ excess followed by -0.8σ and -0.4σ deficits.

Let us finally focus on lighter Higgses, as they provide the most promising signal. In Fig. 10 we plot the event distribution (left) and the statistical significance (right) for $\tan\beta = 2$ and $m_A = m_H = 400 \text{ GeV}$, whereas Fig. 11 corresponds to a mass difference of 8 GeV ($m_A = 400 \text{ GeV}$ and $m_H = 408 \text{ GeV}$). The sequence of deviations in both cases would be seen as a clear anomaly, reaching an excess of up to 13σ (for $m_H - m_A = -2 \text{ GeV}$) in a 20 GeV bin. The LH case is analogous but, again, more localized. One can expect an excess in a 20 GeV bins of $+3.4\sigma$ followed by -1.7σ deficit.

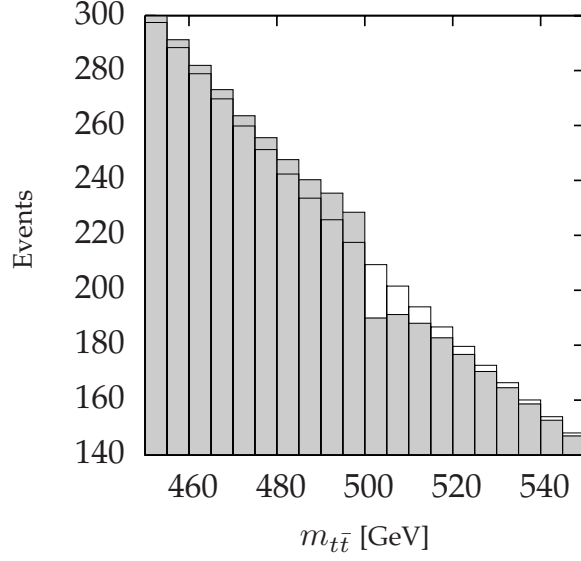


Figure 8: Number of events at 7 TeV and 1 fb^{-1} for $m_A = m_H = 500 \text{ GeV}$ and $\tan \beta = 2$ distributed in 5 GeV bins.

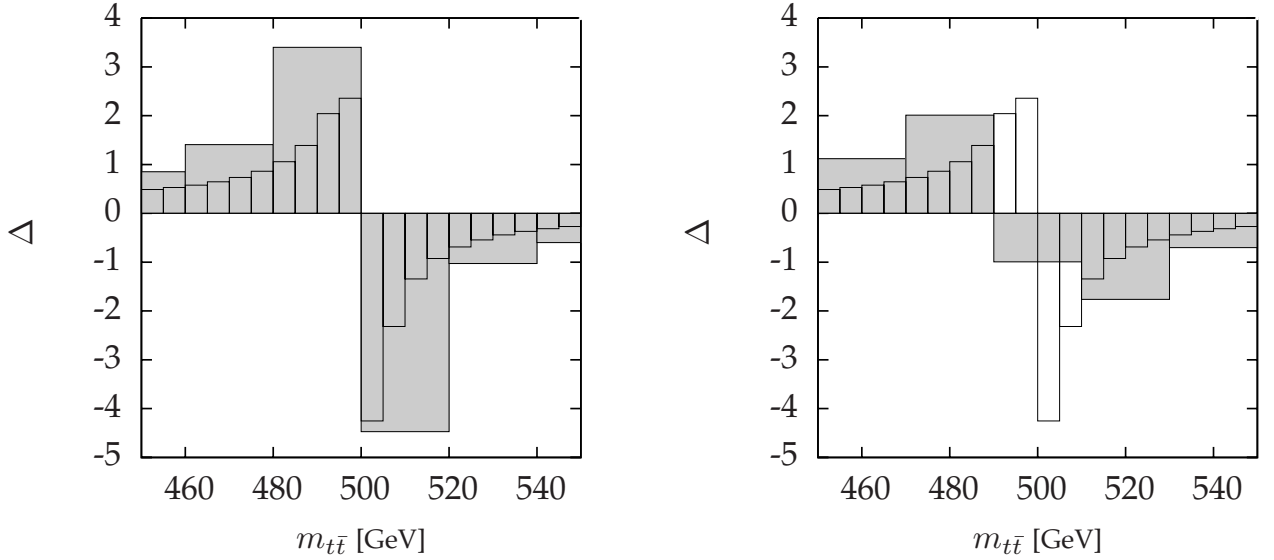


Figure 9: Deviation $\Delta = (N - N_{SM}) / \sqrt{N_{SM}}$ in the number of events respect to the standard prediction for two different binning ($m_A = m_H = 500 \text{ GeV}$ and $\tan \beta = 2$).

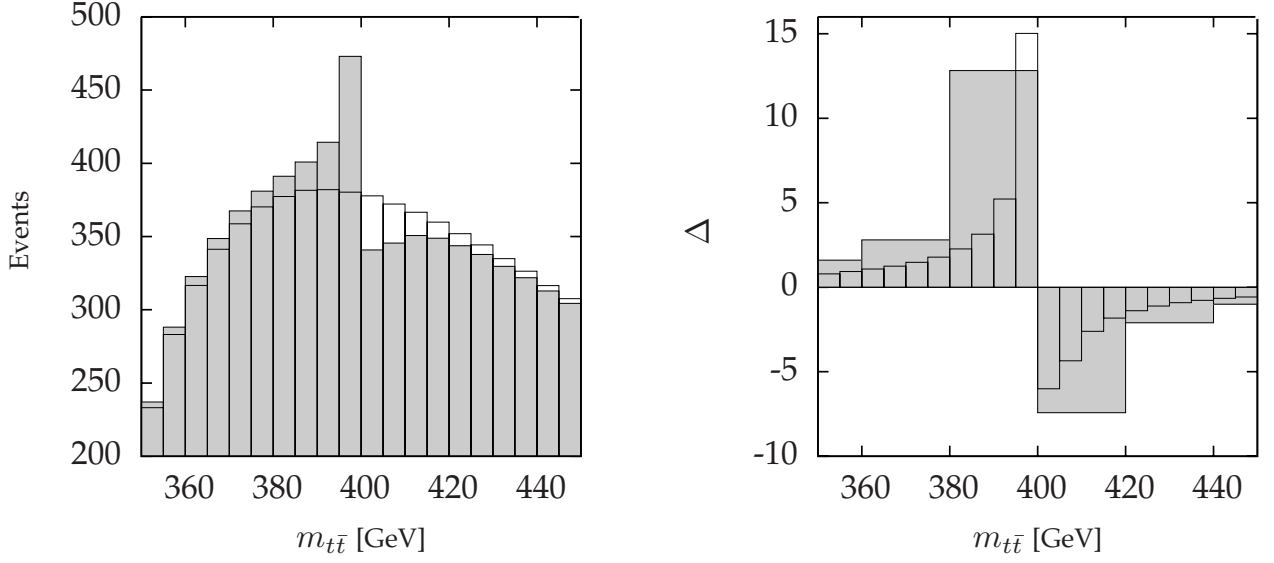


Figure 10: Number of events (left) and deviation Δ (right) for $m_A = m_H = 400$ GeV and $\tan \beta = 2$.

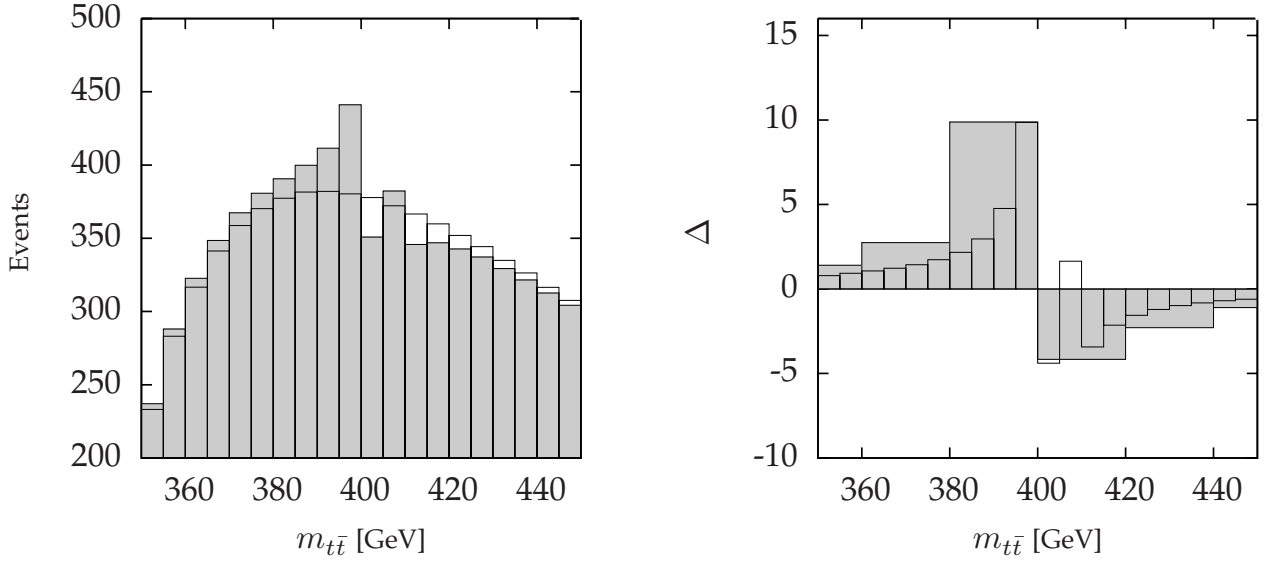


Figure 11: Number of events (left) and deviation Δ (right) for $m_A = 400$ GeV, $m_H = 408$ GeV and $\tan \beta = 2$.

6 Summary and discussion

In models with an extended Higgs sector the extra bosons tend to have large couplings with the top quark that imply a sizeable one-loop production rate at hadron colliders. If the mass of these bosons is not EW but comes from a new scale (*e.g.*, the SUSY or the global symmetry-breaking scales), then they may decay predominantly into $t\bar{t}$. We have studied their effect on the $t\bar{t}$ invariant mass distribution at 7 TeV and 1 pb⁻¹. We have considered the deviations due to the neutral bosons A and H of the MSSM, and to the scalar r associated to the scale f in LH models. In all cases the interference dominates, invalidating the narrow-width approximation.

The effect for masses around 500 GeV is a peak followed by a dip of similar size. In the SUSY case, values of $m_H - m_A$ smaller than 3 GeV enhance the deviation, whereas for larger values the effects at $m_A < m_{t\bar{t}} < m_H$ tend to cancel each other. For $\tan\beta = 2$ the significance of the signal, that can be optimized by changing the binning, results in sequences of 20 GeV bins with $+1.4\sigma$, $+3.4\sigma$, -4.5σ , -1σ deviations. In LH models the field r couples both to the top and to an extra T quark. The main difference with the SUSY case is that the T quark is heavy and the one-loop form factor to produce the scalar does not get an imaginary part. To have a significant effect the doublet component $s_\theta = v/(\sqrt{2}f)$ in r must be large and the extra T quark heavier than $m_r/2$ (to close the $T\bar{T}$ decay channel). As s_θ grows r resembles the standard model Higgs, but with a singlet component that reduces its width. The signal at the LHC for $s_\theta = 0.5$ and $m_r = 500$ GeV is similar to the SUSY case just described.

At larger scalar masses the peak decreases and the effect is basically a dip in the invariant mass distribution. For $m_A = 700$ GeV and $\tan\beta = 2$ we get a couple of 20 GeV bins with a deficit of -1.2σ , and -0.4σ . The effect that one may expect in LH models is alike, although (due to the contribution of the T -quark loop) the difference between peak and dip is smaller.

Lower scalar masses provide the most promising scenario. Here the peak dominates both in SUSY and LH models. In the SUSY case with $m_A = 400$ GeV and $m_H = 408$ GeV the sequence of 20 GeV bins consist of $+2.8\sigma$, $+13\sigma$, -7.4σ and -2.1σ deviations. The signal increases in up to a 30% if the mass difference is smaller (the optimal case is $m_H - m_A = -2$ GeV). In the LH case with $s_\theta = 0.5$ and $m_r = 400$ GeV the sequence reaches a $+3.4\sigma$ deviation. All the effects grow for lower values of $\tan\beta$ and of the LH scale f . Obviously, their observability will be better if the LHC reaches 14 TeV and higher luminosities.

An important observation is that the angular distribution of the t quark is unaffected by the intermediate scalar or pseudoscalar bosons. The excess or the deficit caused by its

interference with the standard amplitude does *not* have a flat distribution in the center of mass frame, as one obtains in the narrow-width approximation.

Finally, we would like to comment on the possibility to observe this type of signal at the Tevatron, which may achieve 10 fb^{-1} at $\sqrt{s} = 1.96 \text{ TeV}$. The main difference with the LHC is that at the Tevatron 90% of the top-quark pairs are produced through $q\bar{q}$ interactions. Since the signal that we have explored is caused by interference in the $gg \rightarrow t\bar{t}$ channel, for the same integrated luminosity the deviations there would be 9 times weaker than at the LHC (where gluon fusion provides 90% of the top pairs). We find, however, that 1-sigma deviations could be obtained at the Tevatron for low masses of the heavy Higgs bosons. This signal could be enhanced by *separating* the $t\bar{t}$ events in two or three samples according to the $\cos\theta$ of the final t quark. As we see in Fig. 4, the gg and $q\bar{q}$ contributions have different angular distributions. One could separate, for example, the events with $|\cos\theta|$ larger or smaller than 0.6. Then the anomalies in $m_{t\bar{t}}$ that we have discussed should *double* in the $|\cos\theta| > 0.6$ sample.

Although the generic effect on $m_{t\bar{t}}$ of a scalar field with strong couplings to the top quark is known, we think that it is also important to study particular models. We find that the peculiar anomalies that appear in these two extensions of the standard model may be optimized by changing the binning and by applying the same cuts that select $t\bar{t}$ production from gluon fusion.

Acknowledgments

We would like to thank Nuno Castro, Mark Jenkins and Olaf Kittel for valuable discussions. This work has been partially supported by MICINN of Spain (FPA2006-05294) and by Junta de Andalucía (FQM 101 and FQM 437).

References

- [1] A. Djouadi, Phys. Rept. **459** (2008) 1 [arXiv:hep-ph/0503173].
- [2] M. Schmaltz and D. Tucker-Smith, Ann. Rev. Nucl. Part. Sci. **55** (2005) 229.
- [3] M. Perelstein, Prog. Part. Nucl. Phys. **58** (2007) 247.
- [4] K. J. F. Gaemers and F. Hoogeveen, Phys. Lett. B **146** (1984) 347.

- [5] D. Dicus, A. Stange and S. Willenbrock, Phys. Lett. B **333** (1994) 126 [arXiv:hep-ph/9404359].
- [6] R. Frederix and F. Maltoni, JHEP **0901** (2009) 047 [arXiv:0712.2355 [hep-ph]].
- [7] V. Barger, T. Han and D. G. E. Walker, Phys. Rev. Lett. **100** (2008) 031801 [arXiv:hep-ph/0612016].
- [8] T. Aaltonen *et al.* [CDF Collaboration], Phys. Rev. D **77** (2008) 051102 [arXiv:0710.5335 [hep-ex]].
- [9] V. M. Abazov *et al.* [D0 Collaboration], Phys. Lett. B **668** (2008) 98 [arXiv:0804.3664 [hep-ex]].
- [10] S. Cabrera [ATLAS Collaboration], J. Phys. Conf. Ser. **171** (2009) 012085.
- [11] D. Berdine, N. Kauer and D. Rainwater, Phys. Rev. Lett. **99** (2007) 111601 [arXiv:hep-ph/0703058].
- [12] H. M. Georgi, S. L. Glashow, M. E. Machacek and D. V. Nanopoulos, Phys. Rev. Lett. **40** (1978) 692.
- [13] B. L. Combridge, Nucl. Phys. B **151** (1979) 429.
- [14] R. K. Ellis and J. C. Sexton, Nucl. Phys. B **282** (1987) 642.
- [15] W. de Boer, R. Ehret and D. I. Kazakov, Z. Phys. C **67** (1995) 647 [arXiv:hep-ph/9405342].
- [16] R. Barcelo and M. Masip, Phys. Rev. D **78** (2008) 095012 [arXiv:0809.3124 [hep-ph]].
- [17] R. Barcelo, M. Masip and M. Moreno-Torres, Nucl. Phys. B **782** (2007) 159 [arXiv:hep-ph/0701040].
- [18] J. A. Aguilar-Saavedra, Phys. Rev. D **67** (2003) 035003 [Erratum-ibid. D **69** (2004) 099901].
- [19] A. D. Martin, W. J. Stirling, R. S. Thorne and G. Watt, Eur. Phys. J. C **63** (2009) 189 [arXiv:0901.0002 [hep-ph]].