

Dirac's method for constraints: An application to quantum wires

D.Schmeltzer

Department of Physics,

City College of the City University of New York,

New York, NY, 10031

(Dated: October 31, 2018)

Abstract

We investigate the Hubbard model in the limit $U = \infty$, which is equivalent to the statistical condition of exclusion of double occupancy. We solve this problem using Dirac's method for constraints. The constraints are solved within the Bosonization method. We find that the constraints modify the anomalous commutator.

We apply this theory to quantum wires at finite temperatures where the Hubbard interaction is $U = \infty$. We find that the anomalous commutator induced by the constraints gives rise to the 0.7 anomalous conductance.

arXiv:1001.2338v2 [cond-mat.str-el] 11 Mar 2011

1. Introduction

Advances in the physics of electronic devices requires the computation of the wave function for confined geometries and strong interactions. A possible way to study such cases is the use of quantum constraints. A particular situation occurs in quantum wires when the short range electron-electron interaction is governed by a large repulsive Hubbard interaction. When this interaction obeys $U \rightarrow \infty$, double occupancy is prohibited. This problem, known in the literature as the Hubbard model at $U = \infty$ [2–8], can be studied using the method of Dirac’s constraints [1].

Interestingly the physics of quantum wire seems to depend on the electron-electron interactions [9–13]. The physics of electron-electron interactions in one-dimensional metals is described by a *Luttinger* liquid which replaces the traditional Fermi liquid description. For large Hubbard interactions, $U \rightarrow \infty$ at finite temperatures, one obtains an *incoherent Luttinger liquid* [19, 20] characterized by magnetic excitations which are negligible in comparison to the temperature.

The physics of the Hubbard model at $U \rightarrow \infty$ might be relevant for studies of the 0.7 conductance anomaly discovered in quantum wires [14–17]. Experiments suggest that the anomalous conductance is observed at low electronic densities [18] and short in wires [24]. Recent Monte Carlo simulations, performed in the limit of large Hubbard U and finite temperature, show that the one-dimensional conductance is anomalous [21]. In ref.[22], the one-dimensional itinerant electron model with ferromagnetic coupling has also been investigated. Performing a Monte-Carlo study, the authors in ref.[22] have found that the conductance in this case is anomalous as well .

From the work of ref. [23], we know that a one dimensional model with nearest neighbor hopping elements and $U \rightarrow \infty$ has a ferromagnetic ground state at zero temperature. The strongly interacting Hubbard model $U = \infty$ and the ferromagnetic interactions are both characterized by the exclusion of double occupancy. Therefore, it seems that the anomalous conductance reported by [21] and [22] might have the same origin.

Experimentally, the anomalous conductance was observed in GaAs/AlGaAs at low electronic density where the long range Coulomb interaction plays a significant role [25–27, 29]. In ref. [29], it has been shown that the long range Coulomb interactions in the limit of low electronic density drives the one dimensional wire to the $U \rightarrow \infty$ limit.

Inspired by the Monte-Carlo results [21, 22], we will compute the conductance for a one dimensional wire in the limit $U = \infty$ at finite temperature using the method of Dirac's constraints. The limit $U = \infty$ gives rise to exclusion of double occupancy (this means that in the ground state the fermion occupation number takes only two values, zero or one). Therefore, the statistics is similar to the statistics of spinless electrons. The exclusion of double occupancy is taken into consideration, by demanding that the ground state wave function $|F\rangle$ must be annihilated by the pair operator $\Psi_{\downarrow}(x)\Psi_{\uparrow}(x)|F\rangle = 0$ ($\Psi_{\sigma}(x)$ is the single electron operator). Following Dirac [1, 8, 30], we learn that the constraints must be satisfied at any time. As a result, one generates a set of constraints which satisfy the equation $Q_i(\vec{x})|F\rangle = 0, i = 1, 2, 3..$

In the language of quantum mechanics this means that one has to find the wave function $|F\rangle$ which is annihilated by the set of constraints $Q_i(\vec{x})|F\rangle = 0, i = 1, 2, 3..$ and is an eigenstate of the Hamiltonian $H|F\rangle = E|F\rangle$. When the commutator of the constraints $[Q_i(\vec{x}), Q_j(\vec{x}')]]$ with $i \neq j$ can be inverted, the commutation relations are modified to the Dirac commutators [8, 30]. As a result, the Heisenberg equation of motion for an observable A is modified from $i\hbar \frac{dA}{dt} = [A, H]$ to $i\hbar \frac{dA}{dt} = [A, H]_D$ where $[A, H]_D$ is the Dirac commutator given by $[A, H]_D \equiv [A, H] - [A, Q_1]([Q_1, Q_2])^{-1}[Q_2, H] - [A, Q_2]([Q_2, Q_1])^{-1}[Q_1, H]$. The presence of the constraints $[Q_1, Q_2]$ (in the Dirac commutator) modifies the Pauli statistics to the spinless electrons statistics.

For $U = \infty$, the Luttinger liquid at finite temperature is replaced by the incoherent Luttinger liquid characterized by the pinned spin excitations and propagating spinless electron. Therefore, only the electron current is conserved. As a result, when an electron with spin up or spin down is injected at one end of the wire, we find that the electron which reaches the other end of the wire has an arbitrary spin. The interactions are restricted to the wire and are absent in the leads. Therefore, the density in the wire corresponds to the spinless electron density which is half the density of the non-interacting electrons in the leads. This change of the density will modify the commutation equation for the Bosonic densities by a factor of two. The effect of this modification is observed at a finite temperature when a voltage difference is applied between the two reservoirs which are connected to the wire-leads system. The injected current from the reservoirs will be twice the transmitted current into the wire. The interface between the leads and wire randomizes the spin and causes the electrons to behave as spinless particles at finite temperatures in the wire. Therefore, the

conductance will be half in comparison with a non-interacting wire.

The plan of this paper is as follows: For pedagogical reasons, we present in chapter 2 the method of Dirac's constraints used in quantum mechanics. This method will be used in the remaining chapters. In chapter 3, we present the model for an interacting wire ($U = \infty$) of length d coupled to the non-interacting leads and reservoir ($U = 0$). In chapter 4, we derive the anomalous Dirac commutator for the quantum wire model. This is done by extending the Bosonization method to the constraints. In chapter 5, we identify the electric current operator and in chapter 6, we compute the static current at a finite temperature. In chapter 7, we consider the effect of the Zeeman interaction, and in chapter 8, we present the conclusion.

2. Dirac's method in quantum mechanics

In this section, we will present Dirac's method in quantum mechanics. This method will be extended in the next sections to the strongly interacting quantum wires.

We consider the Hamiltonian H with the constraint operator Q_1 . The constraint operator is defined by the condition that when it acts on the true ground state $|F\rangle$ it satisfies the equation $Q_1|F\rangle = 0$. Formally this condition is introduced by demanding that the ground state wave function $|F\rangle$ of the Hamiltonian H has to obey, in addition the constraint equation, $Q_1|F\rangle = 0$. Since the constraint must be obeyed at any time, we must have $\frac{dQ_1(t)}{dt}|F\rangle = 0$. From the Heisenberg equation of motion, we obtain the condition $i\hbar\frac{dQ_1(t)}{dt}|F\rangle = [Q_1(t), H]|F\rangle = 0$. Therefore, we find that the constraint is satisfied at any time, only if the constraint operator Q_1 commutes with the Hamiltonian $[Q_1(t), H]$ or satisfies the equation $[Q_1(t), H] \propto Q_1(t)$. If this is the case, Q_1 will be the only constraint. Here we will assume that this is not the case! Therefore, the only way to satisfy the condition $\frac{dQ_1(t)}{dt}|F\rangle = 0$ is to introduce a second constraint $Q_2 \propto [Q_1, H]$ (or $Q_2 \propto [Q_1, H] - \text{constant} \cdot Q_1$). For simplicity we assume that no more constraints are needed. As a result, we obtain a problem with two constraints $Q_1|F\rangle = 0$, and $Q_2|F\rangle = 0$ which do not commute $[Q_1, Q_2] \neq 0$. To enforce the constraints on the wave function, we use the method of Lagrange multipliers λ_1 and λ_2 . This allows us to replace the Hamiltonian H by $H_T = H + \lambda_1 Q_1 + \lambda_2 Q_2$. We will determine the Lagrange multipliers using the Heisenberg equations of motion.

From $i\hbar \frac{dQ_1(t)}{dt}|F\rangle = ([Q_1, H] + \lambda_2[Q_1, Q_2])|F\rangle = 0$, we obtain $\lambda_2 = -([Q_1, Q_2])^{-1}[Q_1, H]$, and from $i\hbar \frac{dQ_2(t)}{dt}|F\rangle = ([Q_2, H] + \lambda_1[Q_1, Q_2])|F\rangle = 0$, we obtain $\lambda_1 = -([Q_1, Q_2])^{-1}[Q_2, H]$. We substitute the explicit form of the Lagrange multipliers into the Hamiltonian H_T , and find the following Heisenberg equation of motion for *any* operator A :

$$i\hbar \frac{dA}{dt} = [A, H_T] = [A, H] - [A, Q_1]([Q_1, Q_2])^{-1}[Q_2, H] - [A, Q_2]([Q_2, Q_1])^{-1}[Q_1, H] \equiv [A, H]_D \quad (1)$$

The conclusion from this calculation is that the effect of the constraints have changed the regular commutator $[A, H]$ to the Dirac bracket commutator $[A, H]_D$, which is given by $[A, H]_D \equiv [A, H] - [A, Q_1]([Q_1, Q_2])^{-1}[Q_2, H] - [A, Q_2]([Q_2, Q_1])^{-1}[Q_1, H]$.

Using this result, we define the *Dirac bracket* for two operators A and B in the following way:

$$[A, B]_D \equiv [A, B] - [A, Q_1]([Q_1, Q_2])^{-1}[Q_2, B] - [A, Q_2]([Q_2, Q_1])^{-1}[Q_1, B] \quad (2)$$

This methodology will be applied in the next sections to the problem of strongly interacting electrons.

3. The model for a short wire with exclusion of double occupancy coupled to non-interacting leads and reservoir

We consider a quantum wire of length d which is perfectly coupled to the leads of length $L - d$ shown in figure 1. The leads are in thermal equilibrium with the two electronic reservoirs which have chemical potentials μ_R and μ_L . The reservoirs are described by three dimensional non-interacting electrons. Physically, once the electrons reach the reservoir they do not return to the wire. At a finite temperature T , the infinite leads can be replaced by finite leads $L \approx L_T$ (L_T is the thermal length for which coherency in the leads is preserved). At finite temperatures we have the model: $H = H_{wire} + H_{leads} + H_{reservoir}$

$$H_{wire} + H_{leads} = \int_{-\frac{L}{2}}^{\frac{L}{2}} dx \left[\sum_{\sigma=\uparrow,\downarrow} \frac{-\hbar^2}{2m} \Psi_\sigma^\dagger(x) \frac{\partial^2}{\partial x^2} \Psi_\sigma(x) + U(x) n_{\sigma=\uparrow}(x) n_{\sigma=\downarrow}(x) - E_F \sum_{\sigma=\uparrow,\downarrow} \Psi_\sigma^\dagger(x) \Psi_\sigma(x) \right] \quad (3)$$

$U(x)$ is the space dependent Hubbard interaction, $n_\sigma(x) = \Psi_\sigma^\dagger(x) \Psi_\sigma(x)$ represents the electronic density for the spin polarization $\sigma = \uparrow, \downarrow$ and E_F is the Fermi energy.

The Hubbard interaction $U(x)$ is restricted to the region $|x| \leq \frac{d}{2}$ (with the condition $d \ll L$). In the complimentary region $|x| > \frac{d}{2}$ the Hubbard interaction is $U(x) = 0$.

In the remaining part of this section we will present the Bosonized version of two models which have the same Hamiltonian and differ only by the constraint conditions. The two models are: the non interacting electrons described by $U = 0$ and the strongly interacting electrons $U = \infty$. Both problems will be investigated using the method of Bosonization. The method of Bosonization is based on the representation of the Fermion operator $\Psi_\sigma(x)$ in terms of the Bosonic fields $\vartheta_{R,\sigma} = \frac{\vartheta_\sigma - \varphi_\sigma}{2}$, $\vartheta_{L,\sigma} = \frac{\vartheta_\sigma + \varphi_\sigma}{2}$. The Bosonic representation of the electron operator is given by [31–33] :

$$\Psi_\sigma(x) = \frac{1}{\sqrt{2\pi a}} [e^{iK_F x} e^{i\sqrt{4\pi}\vartheta_{R,\sigma}(x)} + e^{-iK_F x} e^{-i\sqrt{4\pi}\vartheta_{L,\sigma}(x)}] \quad (4)$$

where a is the lattice constant and K_F is the Fermi momentum. Using the Bosonic fields $\vartheta_{L,\sigma}(x)$ and $\vartheta_{R,\sigma}(x)$, we define a new field $P_\sigma(x) \equiv \partial_x \varphi_\sigma(x)$. In order to construct a quantum theory, one has to identify the canonical momentum operator which is conjugate to the Bosonic fields $\vartheta_\sigma(x)$. Here, we have an example where both the operator $\vartheta_\sigma(x)$ and $P_\sigma(x) \equiv \partial_x \varphi_\sigma(x)$ (the candidate for conjugate momentum) are built from the same fields ($\vartheta_{R,\sigma}, \vartheta_{L,\sigma}$). Therefore, the commutator $[\vartheta_\sigma(x), P_{\sigma'}(x')]$ can be finite only for an infinite number of particles and vanishes otherwise. Such commutators are called anomalous [31, 33]. For such cases the commutator $[\vartheta_\sigma(x), P_{\sigma'}(x')]$ will be defined according to the many particle ground state $|G\rangle$ with the expectation value $\langle G | [\vartheta_\sigma(x), P_{\sigma'}(x')] | G \rangle$.

A-The non-interacting electrons, $U(x) = 0$

The Hamiltonian for the non-interacting electrons is given by eq.3 with $U(x) = 0$. The Bosonized Hamiltonian is given by :

$$H^{(U(x)=0)} = \sum_{\sigma=\uparrow,\downarrow} \int_{-\frac{L}{2}}^{\frac{L}{2}} dx \left[\frac{\hbar v}{2} [(\partial_x \varphi_\sigma(x))^2 + (\partial_x \vartheta_\sigma(x))^2] + \mu_L n_{L,\sigma}(x) + \mu_R n_{R,\sigma}(x) \right] \quad (5)$$

where $n_{R,\sigma}(x)$ and $n_{L,\sigma}(x)$ are the right and left electronic densities and μ_R, μ_L are the chemical potentials. The non-interacting electrons ground state is identified with the Fermi sea $|F^{(0)}\rangle$. We compute the expectation value of the operators $[\vartheta_\sigma(x), P_{\sigma'}(x')]$ and identify the anomalous commutator [31, 33]:

$$\langle F^{(0)} | [\vartheta_\sigma(x), P_{\sigma'}(x')] | F^{(0)} \rangle = i\delta_{\sigma,\sigma'} \delta(x - x') \quad (6)$$

The result in equation (6) allows to identify the operator $P_\sigma(x) \equiv \partial_x \varphi_\sigma(x)$ as the canonical conjugated momenta operator and define the commutator $[\vartheta_\sigma(x), P_{\sigma'}(x')] = i\delta_{\sigma,\sigma'}\delta(x-x')$. (Once the commutators have been defined we can choose the representation: $\vartheta_\sigma(x)|\vartheta_\uparrow, \vartheta_\downarrow\rangle = \vartheta_\sigma(x)|\vartheta_\uparrow, \vartheta_\downarrow\rangle$ with the conjugated momenta given by $P_\sigma(x) = -i\frac{\delta}{\delta\vartheta_\sigma(x)}$.)

B-The strongly interacting electrons $U(x) = \infty$

We consider the strongly interacting case described by the Hubbard interaction $U(x) = \infty$. (For finite Hubbard U interactions, the Coulomb interactions [28] drive the the Hubbard U interaction to $U \rightarrow \infty$. The limit $U(x) = \infty$ describes effectively the physics in the strong coupling limit)

The Hubbard interaction $U(x) = \infty$ is restricted to the region $|x| \leq \frac{d}{2}$. As a result the the electron occupation number is restricted to the charge values $n_e(x) = 0, 1$.

$$\Psi_{\sigma=\uparrow}^\dagger(x)\Psi_{\sigma=\uparrow}(x) + \Psi_{\sigma=\downarrow}^\dagger(x)\Psi_{\sigma=\downarrow}(x)|F\rangle = n_e(x)|F\rangle \quad (7)$$

Where $|F\rangle$ is the electronic ground state which is different from the non-interacting ground state $|F^{(0)}\rangle$. This condition is named the exclusion of double occupancy and is implemented with the help of the constraint equation.

$$\Psi_\downarrow(x)\Psi_\uparrow(x)|F\rangle = 0 \quad \text{for the region } |x| \leq \frac{d}{2} \quad (8)$$

In the complimentary region $|x| > \frac{d}{2}$ the electrons are non-interacting, and we have $U(x) = 0$.

Once the constraint conditions have been introduced we can use the non-interacting Hamiltonian for the wire-leads system.

$$H_{wire} + H_{leads} \approx \int_{-\frac{L}{2}}^{\frac{L}{2}} dx \left[\sum_{\sigma=\uparrow,\downarrow} \frac{-\hbar^2}{2m} \Psi_\sigma^\dagger(x) \frac{\partial^2}{\partial x^2} \Psi_\sigma(x) - E_F \sum_{\sigma=\uparrow,\downarrow} \Psi_\sigma^\dagger(x) \Psi_\sigma(x) \right] \quad (9)$$

Next, we Bosonize this model using the same fields as we used for the noninteracting case. In spite of the fact that the Hamiltonian for the non-interacting case is identical to the strongly interacting one, the two ground states are different. The new ground state $|F\rangle$ obeys the constraint equation (8) which, in the Bosonic form, is given by the representation :

$$\Psi_{\uparrow}(x)\Psi_{\downarrow}(x)|F\rangle = 2e^{-i\sqrt{4\pi}\varphi_e(x)}\cos[2K_Fx + \sqrt{\pi}\vartheta_e(x)] + \cos[\sqrt{2\pi}\vartheta_s(x)]|F\rangle = 0; \quad |x| \leq \frac{d}{2} \quad (10)$$

The constraint operator is represented in terms of the Bosonic fields for the charge degrees of freedom: $\vartheta_e(x) = (\vartheta_{\uparrow}(x) + \vartheta_{\downarrow}(x))$, $\varphi_e(x) = \frac{1}{2}(\varphi_{\uparrow}(x) + \varphi_{\downarrow}(x))$ and $P_e(x) = \partial_x\varphi_e(x)$. Similarly, the spin degrees of freedom are given by: $\vartheta_s(x) = \frac{1}{\sqrt{2}}(\vartheta_{\uparrow}(x) - \vartheta_{\downarrow}(x))$, $\varphi_s(x) = \frac{1}{\sqrt{2}}(\varphi_{\uparrow}(x) - \varphi_{\downarrow}(x))$ and $P_s(x) = \partial_x\varphi_s(x)$.

In order to find the commutation relation, we will use the new ground state which is restricted by the constraint. The commutator $[\vartheta_{\sigma}(x), P_{\sigma'}(x')]$ will be defined by the value of the expectation value with respect the ground state [31, 33]. This expectation value is the central result of this paper and is derived in the next section. The expectation value of the commutator is a function of $\mathbf{h}(x, d)$ given by: $\mathbf{h}(x, d) = 1$ for $|x| \leq \frac{d}{2}$, ($U = \infty$) and $\mathbf{h}(x, d) = 0$ for $|x| > \frac{d}{2}$, ($U = 0$).

$$\langle F|[\vartheta_e(x), P_e(x')]|F\rangle = i\delta(x - x')[1 - \mathbf{h}(x, d)\frac{1}{2}] \quad (11)$$

This result allows us to define the Dirac commutator $[\vartheta_e(x), P_e(x')]_{Dirac} = i\delta(x - x')[1 - \mathbf{h}(x, d)\frac{1}{2}]$.

The Bosonized Hamiltonian for this case is given by :

$$H_{wire} = \sum_{\sigma=\uparrow,\downarrow} \int_{-\frac{d}{2}}^{\frac{d}{2}} dx \frac{\hbar v}{2} [(\partial_x\varphi_{\sigma}(x))^2 + (\partial_x\vartheta_{\sigma}(x))^2] \quad (12)$$

$$H_{leads} = \sum_{\sigma=\uparrow,\downarrow} \left[\int_{-\frac{L}{2}}^{-\frac{d}{2}} dx \frac{\hbar v}{2} [(\partial_x\varphi_{\sigma}(x))^2 + (\partial_x\vartheta_{\sigma}(x))^2] + \int_{\frac{d}{2}}^{\frac{L}{2}} dx \frac{\hbar v}{2} [(\partial_x\varphi_{\sigma}(x))^2 + (\partial_x\vartheta_{\sigma}(x))^2] \right] \quad (13)$$

v is the Fermi velocity for the non-interacting fermions. We assume perfect coupling between the wire and the leads. The Bosonic fields obey continuous boundary conditions: $\vartheta_{\sigma}(x = \frac{d}{2} - \epsilon) = \vartheta_{\sigma}(x = \frac{d}{2} + \epsilon)$, $\vartheta_{\sigma}(x = -\frac{d}{2} - \epsilon) = \vartheta_{\sigma}(x = -\frac{d}{2} + \epsilon)$ and $\varphi_{\sigma}(x = \frac{d}{2} - \epsilon) = \varphi_{\sigma}(x = \frac{d}{2} + \epsilon)$, $\varphi_{\sigma}(x = -\frac{d}{2} - \epsilon) = \varphi_{\sigma}(x = -\frac{d}{2} + \epsilon)$, where ϵ represents the overlapping wire-leads region.

Therefore, we can replace the Hamiltonian $H_{wire} + H_{leads}$ by a free Bosonic model.

$$\begin{aligned} H_{wire} + H_{leads} &= \sum_{\sigma=\uparrow,\downarrow} \int_{-\frac{L}{2}}^{\frac{L}{2}} dx \frac{\hbar v}{2} [(\partial_x\varphi_{\sigma}(x))^2 + (\partial_x\vartheta_{\sigma}(x))^2] \\ H_{reservoir} &= \sum_{\alpha=\uparrow,\downarrow} \int_{-\frac{L}{2}}^{\frac{L}{2}} dx [\mu_L(x)n_{L,\sigma}(x) + \mu_R(x)n_{R,\sigma}(x)] \end{aligned} \quad (14)$$

$H_{reservoir}$ is the reservoir Hamiltonian which is a function of the voltage difference $\frac{\mu_R(x)-\mu_L(x)}{-e} = V$ and the right and left electronic densities $n_{R,\sigma}(x) \equiv \rho_{R,\sigma}(x) + \langle F|n_{R,\sigma}(x)|F \rangle$, $n_{L,\sigma}(x) \equiv \rho_{L,\sigma}(x) + \langle F|n_{L,\sigma}(x)|F \rangle$. The Bosonic representation of the densities is: $\rho_{R,\sigma}(x) = \frac{1}{2\sqrt{\pi}}(\partial_x\vartheta_\sigma(x) - \partial_x\varphi_\sigma(x))$ and $\rho_{L,\sigma}(x) = \frac{1}{2\sqrt{\pi}}(\partial_x\vartheta_\sigma(x) + \partial_x\varphi_\sigma(x))$ [32, 33]. Due to the fact that the commutator for the electronic densities is space dependent, the average density is space dependent $\langle F|n_{R,\sigma}(x) + n_{L,\sigma}(x)|F \rangle = n_e[1 - \frac{\mathbf{h}(\mathbf{x},\mathbf{d})}{2}]$ where $n_e = \frac{1-\delta}{a}$ is the electronic density in the leads. The space dependent electrostatic potential caused by the space dependent charge density is given by $\delta v(x) = \frac{\mu_R(x)+\mu_L(x)}{(-e)}$ [34]. This potential will introduce current fluctuations.

4. Dirac's method for the exclusion of double occupancy-an application to the finite wire-leads system-A Bosonization formulation for the constraints

We will extend the Quantum Mechanical results obtained in the previous section to the wire Hamiltonian H_{wire} and we will introduce a new formulation for the constraints using the method of Bosonization. For the wire Hamiltonian H_{wire} , we will enforce the exclusion of double occupancy. The operator for exclusion of double occupancy [8] leads to the constraint condition for the ground state $|F \rangle$ which replaces the non-interacting Fermi sea $|F^{(0)} \rangle$. The exclusion of double occupancy is enforced by the two electrons operator $\Psi_\uparrow(x)\Psi_\downarrow(x)|F \rangle = 0$ for $|x| \leq \frac{d}{2}$. Except for half filling, $\Psi_\uparrow(x)\Psi_\downarrow(x)$ is the only *primary* constraint [1]. In order to find all the *secondary* constraints [1], we have to commute the constraint operator $\Psi_\uparrow(x)\Psi_\downarrow(x)$ with the Hamiltonian. If this commutator is not equal to the constraint field, new constraints are generated. Using the Bosonic representation $\Psi_\sigma(x)$ given in equation (5), we compute the representation of the pair operator $\Psi_\uparrow(x)\Psi_\downarrow(x)$. The pair operator is represented in terms of the Bosonic fields, $\vartheta_e(x)$, $\varphi_e(x)$, $\vartheta_s(x)$ and $\varphi_s(x)$:

$$\Psi_\uparrow(x)\Psi_\downarrow(x)|F \rangle = 2e^{-i\sqrt{4\pi}\varphi_e(x)}Q_1(x)|F \rangle = 0; \quad |x| \leq \frac{d}{2} \quad (15)$$

where $Q_1(x)$ is the Bosonic constraint :

$$Q_1(x) = \cos[2K_F x + \sqrt{\pi}\vartheta_e(x)] + \cos[\sqrt{2\pi}\vartheta_s(x)]; \quad Q_1(x)|F \rangle = 0 \quad (16)$$

In order to understand the effect of the constraints, we will present a simplified description. For this purpose we will ignore the $2K_F$ oscillations, and we will approximate $Q_1(x)$ by $Q_1(x) \approx \cos[\sqrt{2\pi}\vartheta_s(x)]$. From the equation $\cos[\sqrt{2\pi}\vartheta_s(x)|F \rangle \approx 0$, we learn that the

spinon phase $\vartheta_s(x)$ must be pinned to a constant value $\vartheta_s(x) = (\sqrt{2\pi})^{-1}[\frac{\pi}{2} + n\pi]$, $n = 0, 1, 2, \dots$. Therefore, the system has no spinon excitations, and the only excitations are spinless fermions. It is this constraint which gives strong exponential decays of the spinon correlation function. As a result, the system is described effectively by a spinless system. Therefore, due to the exclusion of double occupancy, the electronic density in the wire will be half in comparison to the leads, where the constraint is absent. This changes will modify the commutation equation for the electron number from $[\vartheta_e(x), P_e(x')] = i\delta(x - x')$ to a new commutator $[\vartheta_e(x), P_e(x')]_D = \frac{i}{2}\delta(x - x')$.

For the remaining part, we will work with the full constraint operator given in equation (16). The constraint $Q_1(x, t)$ must be satisfied at any time. Therefore, we must have $\frac{dQ_1(x, t)}{dt}|F\rangle = 0$. Using the Heisenberg equations of motion with the non-interacting anomalous commutator given in equation (6), we compute : $i\hbar\frac{dQ_1(x, t)}{dt} = [H_{wire}, Q_1(x, t)]$. The condition $\frac{dQ_1(x, t)}{dt}|F\rangle = 0$ can be satisfied only if one introduces a new constraint $Q_2(x)$ given by $[Q_1(x, t), H_{wire}]$:

$$Q_2(x) = \sqrt{2}\sin[2K_Fx + \sqrt{\pi}\vartheta_e(x)]P_e(x) + \sin[\sqrt{2\pi}\vartheta_s(x)]P_s(x) \quad (17)$$

The constraint must annihilate the ground state, $Q_2(x)|F\rangle = 0$, and we must also have $\frac{dQ_2(x, t)}{dt}|F\rangle = 0$. In order for this to happen, we need to include a third constraint $Q_3(x) \propto [[Q_1(x, t), H_{wire}], H_{wire}]$ which is given by: $Q_3(x) = \sin[2K_Fx + \sqrt{\pi}\vartheta_e(x)](\sqrt{2}P_e(x))^2 + \sin[\sqrt{2\pi}\vartheta_s(x)]P_s^2(x)$. Continuing this process, we identify additional constraints $Q_4(x), Q_5(x), \dots$. The third order constraint $Q_3(x, t) \propto [[Q_1(x, t), H_{wire}], H_{wire}]$ can be written as a second order time derivative $Q_3(x, t) \propto \frac{d^2Q_1(x, t)}{dt^2}$. The higher order constraints $Q_i(x, t)$, $i = 3, 4, 5, \dots$ can be neglected since they are represented by higher order time derivatives : $Q_i(x, t) \propto \frac{d^{i-1}Q_1(x, t)}{dt^{i-1}}$, $i \geq 3$ [35].

Following [1, 30], we find that the operators $Q_i(x)$ $i=1,2$ form a set of *Second Class* constraints, $[Q_1(x), Q_2(x)] \approx \langle F|[Q_1(x), Q_2(x)]|F\rangle \neq 0$. In order to find the new commutation rules for our system, we will use the Lagrange multiplier fields $\lambda_i(x)$ which will be multiplied by the step function $\mathbf{h}(x, d)$ (which is one for $|x| \leq \frac{d}{2}$ and zero otherwise). We are interested to find the commutation rules for the full wire-leads system. In order to do this, we replace the Hamiltonian $H_{wire} + H_{leads}$ by the the Hamiltonian H_T which is a function of the *Lagrange* fields $\lambda_i(x)$ that enforce the constraints $Q_i(x)$ for the wire [1]. Since we have no constraints for the leads, we will introduce the step function $\mathbf{h}(x, d)$ which is zero for the

leads and takes the value of one for the wire. The constraints for the wire will be enforced by replacing the *Lagrange* fields $\lambda_i(x)$ by the product $\mathbf{h}(x, d)\lambda_i(x)$.

$$H_T = H_{wire} + H_{leads} + \int_{-\frac{L}{2}}^{\frac{L}{2}} dx \mathbf{h}(x, d) \sum_{i=1}^2 \lambda_i(x) Q_i(x) \quad (18)$$

We will apply the quantum mechanical method given in equation (9) to the Hamiltonian for the wire given in equation (18). Since the constraint must obey $\frac{dQ_1(x,t)}{dt}|F\rangle = 0$, and the commutator $[Q_1(x), Q_2(x')]$ can be inverted, the *Lagrange* multipliers can be computed.

$$i\hbar \frac{dQ_1(x,t)}{dt}|F\rangle = [Q_1(x,t), H_{wire} + H_{leads} + \int_{-\frac{L}{2}}^{\frac{L}{2}} dx \mathbf{h}(x, d) \sum_{i=1}^2 \lambda_i(x) Q_i(x)]|F\rangle = 0 \quad (19)$$

From equation (19), we obtain the *Lagrange* fields $\lambda_i(x)$. The *Lagrange* fields are functions of the matrix $C_{i,r}(x, u)$, $r = 1, 2$ which are defined with the help of the integral equation $\sum_{r=1}^2 \int du C_{i,r}(x, u) [Q_r(u), Q_j(y)] = \delta_{i,j} \delta(x-y)$, $j = 1, 2$. The matrix $C_{i,r}(x, u)$ is given by the inverse of the commutator $[Q_i(x), Q_r(x')]$. The commutator of the constraints $[Q_1(x), Q_2(x')]$ (given in equations (16 – 17)) is computed using the non-interacting Bosonic commutator $[\vartheta_\sigma(x), P_{\sigma'}(x')] = i\delta_{\sigma,\sigma'} \delta(x - x')$.

$$[Q_1(x), Q_2(x')] = -i\sqrt{2\pi} \delta(x - x') [(\sin(\sqrt{2\pi} \vartheta_s(s)))^2 + (\sin(2K_F x + \sqrt{\pi} \vartheta_e(x)))^2] \quad (20)$$

We substitute in equation (19) the result of the commutators $[Q_1(x), Q_2(x')]$ given in equation (20). As a result, the equation $\frac{dQ_i(x,t)}{dt}$, $i = 1, 2$ (see equation (19)) allows us to determine the *Lagrange* fields $\lambda_i(x)$, $i = 1, 2$. Next, we substitute the *Lagrange* fields $\lambda_i(x)$ into the total Hamiltonian H_T given in equation (18) and find that the Heisenberg equations of motion are determined by the physical Hamiltonian $H_{wire} + H_{leads}$ with the modified commutation relation $[\cdot, \cdot]_{Dirac}$. The Heisenberg equation of motion for any operator $A(x, t)$ will be given by :

$$i\hbar \frac{dA(x,t)}{dt} = [A(x,t), H_{wire} + H_{leads}]_{Dirac} \equiv [A(x,t), H_{wire} + H_{leads}] - \sum_{i=1,2} \sum_{j=1,2} \int du \mathbf{h}(u, d) \int dv [A(x,t), Q_i(u)] C_{i,j}(u, v) [Q_j(v), H_{wire} + H_{leads}] \quad (21)$$

The Dirac commutator for the canonical conjugates fields $\vartheta_\sigma(x)$ and $P_{\sigma'}(y)$ will be given by:

$$[\vartheta_\sigma(x), P_{\sigma'}(y)]_{Dirac} = [\vartheta_\sigma(x), P_{\sigma'}(y)] - \int_{-\frac{L}{2}}^{\frac{L}{2}} du \mathbf{h}(u, d) \int_{-\frac{L}{2}}^{\frac{L}{2}} dv [\vartheta_\sigma(x), Q_2(u)] C_{2,1}(u, v) [Q_1(v), P_{\sigma'}(y)] \quad (22)$$

We observe that the Dirac commutator given in equation (21) has exactly the same structure as equation (2) obtained in chapter 2.

The explicit form of the Dirac commutator for the electronic density operator $\vartheta_e(x)$ and the conjugate field $P_e(x')$, $[\vartheta_e(x), P_e(x')]_{Dirac}$ will be given by:

$$[\vartheta_e(x), P_e(x')]_{Dirac} = [\vartheta_e(x), P_e(x')](1 - \frac{\mathbf{h}(x, d)(\sin(2K_F x + \sqrt{\pi}\vartheta_e(x)))^2}{(\sin(\sqrt{2\pi}\vartheta_s(x)))^2 + (\sin(2K_F x + \sqrt{\pi}\vartheta_e(x)))^2}) \quad (23)$$

The constraint operator $Q_1(x)|F \rangle = 0$ causes any operator $R(x)$ to obey the equation: $R(x)Q_1(x)|F \rangle = 0$. We choose $R(x) = \cos[2K_F x + \sqrt{\pi}\vartheta_e(x)] - \cos[\sqrt{2\pi}\vartheta_s(x)]$ and construct the product $R(x)Q_1(x) = (\cos[2K_F x + \sqrt{\pi}\vartheta_e(x)])^2 - (\cos[\sqrt{2\pi}\vartheta_s(x)])^2$. Adding and subtracting one from $R(x)Q_1(x)$ gives us a new equation $R_2(x)$ which obeys:

$$R_2(x)|F \rangle \equiv [(\sin(\sqrt{2\pi}\vartheta_s(x)))^2 - (\sin(2K_F x + \sqrt{\pi}\vartheta_e(x)))^2]|F \rangle = 0 \quad (24)$$

This gives as the result:

$$\begin{aligned} & \frac{(\sin(2K_F x + \sqrt{\pi}\vartheta_e(x)))^2}{(\sin(\sqrt{2\pi}\vartheta_s(x)))^2 + (\sin(2K_F x + \sqrt{\pi}\vartheta_e(x)))^2} |F \rangle = \\ & \frac{(\sin(2K_F x + \sqrt{\pi}\vartheta_e(x)))^2}{2(\sin(2K_F x + \sqrt{\pi}\vartheta_e(x)))^2 [1 + \frac{((\sin(\sqrt{2\pi}\vartheta_s(x)))^2 - (\sin(2K_F x + \sqrt{\pi}\vartheta_e(x)))^2)}{(\sin(2K_F x + \sqrt{\pi}\vartheta_e(x)))^2}]} |F \rangle = \frac{1}{2} \end{aligned} \quad (25)$$

The result in equation (25) was obtained after expanding the last expression in powers of $(\frac{R_2(x)}{(\sin(2K_F x + \sqrt{\pi}\vartheta_e(x)))^2})^n$ and using the condition $(R_2(x))^n|F \rangle = 0$. The commutator $[\vartheta_e(x), P_e(x')]$ is finite only for an infinite number of particles and vanishes otherwise. The anomalous commutator will be given by the expectation value $\langle F | [\vartheta_e(x), P_e(x')] |F \rangle$ [31, 33]. This allows us to define the **Dirac commutator** $[\vartheta_e(x), P_e(x')]_{Dirac}$.

$$\begin{aligned} & [\vartheta_e(x), P_e(x')]_{Dirac} \equiv \langle F | [\vartheta_e(x), P_e(x')]_{Dirac} |F \rangle \\ & = i\delta(x - x')[1 - \mathbf{h}(x, d) \langle F | \frac{(\sin(2K_F x + \sqrt{\pi}\vartheta_e(x)))^2}{(\sin(\sqrt{2\pi}\vartheta_s(x)))^2 + (\sin(2K_F x + \sqrt{\pi}\vartheta_e(x)))^2} |F \rangle] \\ & = i\delta(x - x')[1 - \frac{1}{2}\mathbf{h}(x, d)] \end{aligned} \quad (26)$$

This result shows that the anomalous commutator (Dirac commutator) for the wire has been modified to $\frac{i}{2}\hbar$. This is consistent with fact that the electronic density for the wire is half the density of the leads (see figure 1).

The Dirac commutator affect in a significant way the equation of motion for the particle-hole excitations. Using the Heisenberg equations of motion $i\hbar \frac{d\vartheta_e(x,t)}{dt} = [\vartheta_e(x,t), H_{wire}]_{Dirac}$ and $i\hbar \frac{d\varphi_e(x,t)}{dt} = [\varphi_e(x,t), H_{wire}]_{Dirac}$ we find:

$$[\partial_t^2 - v^2(1 - \frac{\mathbf{h}(x,d)}{2})^2 \partial_x^2] \vartheta_e(x,t) = 0 \quad (27)$$

The space dependent commutation rules give rise to a multi particle-hole scattering state. Performing a space average, we obtain the effective velocity $v_{eff.} \equiv v \sqrt{\langle (1 - \frac{\mathbf{h}(x,d)}{2})^2 \rangle_{space-average}} = v(1 - \frac{3d}{4L})$ with the fundamental frequency $\omega = v_{eff.} \frac{2\pi}{L}$. The space dependent part in equation (27) gives rise to the scattering potential $V_{sc}(x) \equiv v^2[\langle (1 - \frac{\mathbf{h}(x,d)}{2})^2 \rangle_{space-average} - (1 - \frac{\mathbf{h}(x,d)}{2})^2]$ which generates high harmonic states.

To conclude the anomalous commutator for a wire with exclusion of double occupancy given in equation (26) is the central result of this paper. This result was obtained restricting the infinite number of generated constraints to a finite set of constraints $Q_1(x)$ and $Q_2(x)$. We have shown that according to scaling theory [35], the higher order constraints are irrelevant and therefore can be neglected.

5. The current operator for the wire

Using the Dirac commutator, we find the equation of motion for the electronic density $\rho_e(x) \equiv \frac{1}{\sqrt{\pi}} \partial_x \vartheta_e(x)$.

$$\begin{aligned} \frac{d\rho_e(x,t)}{dt} &= \frac{1}{i\hbar} [\rho_e(x,t), H_{wire} + H_{leads}]_{Dirac} \\ &= \frac{\hbar v}{i\hbar \sqrt{\pi}} \int_{-\frac{L}{2}}^{\frac{L}{2}} dy [\partial_x \vartheta_e(x), P_e^2(y,t)_e + \frac{1}{4} (\partial_y \vartheta_e(y,t))^2 + \frac{1}{2} (P_s^2(y,t) + (\partial_y \vartheta_s(y,t))^2)]_{Dirac} = \\ &- \frac{v}{\sqrt{\pi}} \partial_x \left(\int_{-\frac{L}{2}}^{\frac{L}{2}} dy [\vartheta_e(x), P_e(y,t)]_{Dirac} P_e(y,t) \right) \equiv -\partial_x J_e(x,t) \end{aligned} \quad (28)$$

We identify from the continuity equation $\frac{d\rho_e(x,t)}{dt} + \partial_x J_e(x,t) = 0$ the conserved electronic current operator $J_e(x)$. We multiply $J_e(x)$ by the electric charge $(-e)$ and find the electric current operator \hat{I}_e .

$$\hat{I}_e = \frac{ev}{\sqrt{\pi}} \int_{-\frac{L}{2}}^{\frac{L}{2}} dy [\vartheta_e(x), P_e(y)]_{Dirac} P_e(y) = \frac{ev}{\sqrt{\pi}} \left[1 - \frac{\mathbf{h}(x,d)}{2} \right] \partial_x \varphi_e(x) \quad (29)$$

This equation shows that the current in the wire is density dependent. We find that the current in the wire ($|x| \leq \frac{d}{2}$) is given by $\hat{I}_e = \frac{ev}{2\sqrt{\pi}} \partial_x \varphi_e(x)$ is reduced by a factor of two in comparison with the non-interacting electrons ($|x| > \frac{d}{2}$) $\hat{I}_e^{(U=0)} = \frac{ev}{\sqrt{\pi}} \partial_x \varphi_e(x)$.

Contrary to the non-interacting wire where both the charge and spin currents are conserved, the constraints in the wire allow only for the conservation of the electric current \hat{I}_e . Due to the fact that the commutation equations and the conservation laws for the currents in the leads and in the wire are not the same, we have at the interface between the wire and the leads incoherent scattering. (Electrons with a well defined spin (spin up or spin down), are injected from the reservoirs. The leads-wire interface randomizes the spin and causes the electrons to behave as spinless particles at finite temperatures.)

6. The current at finite temperatures for a finite wire $L \gg d$ and $L > L_T$

In this section we consider explicitly the limit of $U \rightarrow \infty$ taken at finite temperature T . In this limit, spin exchange processes are suppressed and the only allowed processes are the particles-holes (non-zero modes) and particles excitations (zero modes). Due to the fact that the system is finite, we can separate the Hamiltonian, and the Bosonic fields into the periodic non-zero modes Bosons $\vartheta_{R,\sigma}^{(n \neq 0)}(x) \equiv \hat{\vartheta}_{R,\sigma}(x)$, $\vartheta_{L,\sigma}^{(n \neq 0)}(x) \equiv \hat{\vartheta}_{L,\sigma}(x)$ and the zero mode Bosons $\vartheta_{R,\sigma}^{(n=0)}(x) \equiv \frac{x\sqrt{\pi}}{L} N_{R,\sigma}$, $\vartheta_{L,\sigma}^{(n=0)}(x) \equiv \frac{x\sqrt{\pi}}{L} N_{L,\sigma}$ where $N_{R,\sigma}$ $N_{L,\sigma}$ measure the added charges with respect the Fermi energy [32, 33].

Using the Boson decomposition we find the representation:

$$\partial_x \varphi_e(x) \equiv \partial_x \varphi_e^{(n \neq 0)}(x) + \partial_x \varphi_e^{(n=0)}(x) = \partial_x \hat{\varphi}_e(x) + \frac{\sqrt{\pi}}{2L} [N_{\uparrow,L} + N_{\downarrow,L} - N_{\uparrow,R} - N_{\downarrow,R}] \quad (30)$$

Similarly we decompose the Hamiltonian into two parts: $H_{wire}^{(n \neq 0)} + H_{leads}^{(n \neq 0)} = \sum_{\sigma=\uparrow,\downarrow} \int_{-\frac{L}{2}}^{\frac{L}{2}} dx \frac{\hbar v}{2} [(\partial_x \hat{\varphi}_\sigma(x))^2 + (\partial_x \hat{\vartheta}_\sigma(x))^2]$

and the zero mode part $H_{wire}^{(n=0)} + H_{leads}^{(n=0)}$:

$$H_{wire}^{(n=0)} + H_{leads}^{(n=0)} = \frac{\hbar v}{2L} \sum_{\sigma=\uparrow,\downarrow} \left(\left(\frac{d}{L} \right) [N_{\sigma,L}^2 + N_{\sigma,R}^2] + \frac{(L-d)}{L} [N_{\sigma,L}^2 + N_{\sigma,R}^2] \right) \quad (31)$$

For a constant external voltage, $V = \frac{\mu_R(x) - \mu_L(x)}{-e}$ we have only the zero mode reservoir Hamiltonian:

$$H_{reservoir}^{(n=0)} = \sum_{\sigma=\uparrow,\downarrow} [\mu_L N_{\sigma,L} + \mu_R N_{\sigma,R}] = \sum_{\sigma=\uparrow,\downarrow} \left[\left(\frac{-eV}{2} \right) N_{\sigma,R} - \left(\frac{-eV}{2} \right) N_{\sigma,L} \right] \quad (32)$$

Since the commutator is space dependent, we will introduce a space dependent electrostatic potential $\delta v(x) = \frac{\mu_R(x) + \mu_L(x)}{-e}$ which will couple to the non-zero mode densities. The effect of the electrostatic potential $\delta v(x)$ is introduced using the non-zero mode reservoir :

$$H_{reservoir}^{(n \neq 0)} = \int_{-\frac{L}{2}}^{\frac{L}{2}} dx [(-e) \delta v(x, t) (n_e(x, t) - n_e)] \quad (33)$$

The electronic density is defined with respect the density in the leads: $n_e(x, t) - n_e \equiv \frac{1}{\sqrt{\pi}}\partial_x\vartheta_e(x, t) + n_e[1 - \frac{\mathbf{h}(\mathbf{x}, \mathbf{d})}{2}] - n_e = \frac{1}{\sqrt{\pi}}\partial_x\vartheta_e(x, t) - n_e\frac{\mathbf{h}(\mathbf{x}, \mathbf{d})}{2}$. The electrostatic potential $\delta v(x, t)$ is determined by the Poisson equation [34]:

$$\delta v(x, t) = \frac{-e}{\kappa} \int_{-\frac{L}{2}}^{\frac{L}{2}} dy \left[\frac{1}{\sqrt{(x-y)^2 + a^2}} - \frac{1}{\sqrt{(x-y)^2 + \xi^2}} \right] \left[\frac{1}{\sqrt{\pi}}\partial_y\vartheta_e(y, t) - n_e\frac{\mathbf{h}(\mathbf{y}, \mathbf{d})}{2} \right] \quad (34)$$

κ is the dielectric constant and ξ is the gate screening length [27].

Next we will compute the two components currents $\partial_x\varphi_e^{(n \neq 0)}(x)$ and $\partial_x\varphi_e^{(n=0)}(x)$. The non-zero mode part $\partial_x\varphi_e^{(n \neq 0)}(x)$ is induced by the non-uniform ground state $-n_e\frac{\mathbf{h}(\mathbf{x}, \mathbf{d})}{2}$. This current will be obtained within the linear response theory [36], where we have replaced the regular commutator by the Dirac commutator :

$$\begin{aligned} & \delta \ll F | \partial_x \hat{\varphi}_e(x, t) | F \gg_T \equiv \ll F | \partial_x \hat{\varphi}_e(x, t) | F \gg_{T, \delta v(x, t)} - \ll F | \partial_x \hat{\varphi}_e(x, t) | F \gg_T \\ & = \frac{i}{\hbar} \int_{-\frac{L}{2}}^{\frac{L}{2}} dy \int_0^t dt' \ll F | [(-e)\delta v(y, t') \left(\frac{1}{\sqrt{\pi}}\partial_y\vartheta_e(y, t') - n_e\frac{\mathbf{h}(\mathbf{y}, \mathbf{d})}{2} \right), \partial_x \hat{\varphi}_e(x, t)]_{Dirac} | F \gg_T \\ & \approx \tau \frac{en_e}{\hbar\kappa} \left[1 - \frac{\mathbf{h}(\mathbf{x}, \mathbf{d})}{2} \right] \int_{-\frac{L}{2}}^{\frac{L}{2}} dy \frac{\mathbf{h}(\mathbf{y}, \mathbf{d})}{2} \partial_x \left[\frac{1}{\sqrt{(x-y)^2 + a^2}} - \frac{1}{\sqrt{(x-y)^2 + \xi^2}} \right] \end{aligned} \quad (35)$$

$\ll F | \dots | F \gg_T$ stands for thermodynamic expectation value. Using the low energy Bosonic spectrum, which emerges from equation (27), we approximate for times t obeying $v_{eff} \frac{2\pi}{L} t < 1$, the time integration by a constant time τ if $v_{eff} \frac{2\pi}{L} \tau < 1$. At finite temperature, τ is given by $\tau = \text{smallest}[\frac{L}{v_{eff}}, \frac{L_T}{v_{eff}}] \equiv \frac{L_T, L}{v_{eff}}$. The zero mode current is computed using the current operator $\partial_x\varphi_e^{(n=0)}(x)$. At finite temperatures static electric current will be given by the thermodynamic expectation value of the operator $\frac{N_{\uparrow, L} + N_{\downarrow, L} - N_{\uparrow, R} - N_{\downarrow, R}}{L}$. This expectation value is determined by the thermal reservoirs. The thermal function is represented by $\ll F | (N_{\sigma, L} - N_{\sigma, R}) | F \gg_T$ (T stands for the thermal occupation values). For the wire region, we have the Hamiltonian $H_{wire}^{(n=0)} = \frac{\hbar v}{2L} \sum_{\sigma=\uparrow, \downarrow} (\frac{d}{L}) [N_{\sigma, L}^2 + N_{\sigma, R}^2]$ which is subjected to the constraint of exclusion of double occupancy. For the leads, we have the *unconstrained* Hamiltonian $H_{leads}^{(n=0)} = \frac{\hbar v}{2L} \sum_{\sigma=\uparrow, \downarrow} (\frac{L-d}{L}) [N_{\sigma, L}^2 + N_{\sigma, R}^2]$. In the limit of long leads $\frac{d}{L} \ll 1$, the thermal weight of the region d is negligible in comparison to the leads region. Therefore, the thermal expectation value is given by the unconstrained Hamiltonian:

$$H^{(n=0)} \approx \frac{\hbar v}{2L} \sum_{\sigma=\uparrow, \downarrow} [N_{\sigma, L}^2 + N_{\sigma, R}^2] + \sum_{\sigma=\uparrow, \downarrow} [\mu_L N_{\sigma, L} + \mu_R N_{\sigma, R}] \quad (36)$$

We compute the partition function under the assumption that $\frac{d}{L} \ll 1$. Therefore, the constraint partition function $Z = T_\tau [e^{-\frac{H_{wire}^{(n=0)} + H_{leads}^{(n=0)} + H_{reservoir}^{(n=0)}}{K_B T}}]$ can be replaced by the un-

constrained partition function $Z = T_r[e^{-\frac{H^{(n=0)}}{k_B T}}]$ computed with the unconstrained Hamiltonian given in equation (22). As a result, the thermal occupation function $\langle\langle F|(N_{\sigma,L} - N_{\sigma,R})|F \rangle\rangle_T \approx \frac{1}{Z} T_r[(N_{\sigma,L} - N_{\sigma,R})e^{-\frac{H^{(n=0)}}{k_B T}}]$ is given in terms of the thermal Fermi-Dirac occupation functions $f_{F.D.}(\epsilon_n - \mu_L) = \frac{1}{1+e^{\frac{(\epsilon_n - \mu_L)}{k_B T}}}$, $f_{F.D.}(\epsilon_n - \mu_R) = \frac{1}{1+e^{\frac{(\epsilon_n - \mu_R)}{k_B T}}}$ expressed in terms of the single particle spectrum $\epsilon_n = \frac{\hbar v}{L}(n - \frac{1}{2})$, $n=1,2,3\dots$ [32, 33]:

$$\begin{aligned} \sum_{\sigma=\uparrow,\downarrow} \langle\langle F|N_{\sigma,L} - N_{\sigma,R}|F \rangle\rangle_T &\approx \frac{1}{Z} T_r[(N_{\sigma,L} - N_{\sigma,R})e^{-\frac{H^{(n=0)}}{k_B T}}] \\ &\approx 2 \sum_{n=1}^{n=\infty} [f_{F.D.}(\epsilon_n - \mu_L) - f_{F.D.}(\epsilon_n - \mu_R)] \approx \frac{L}{L_T} > 1 \frac{eV}{h} \left(\frac{2L}{v}\right) \end{aligned} \quad (37)$$

In order to compute the static current caused by the static potential V , we have to perform a space average which singles out the zero mode current. This can be achieved if we perform a space average over the length $L_{T,L}$. After performing the space average, we see that on a length scale L_T that particle-hole current $\hat{I}_e^{(n \neq 0)}$ vanishes. This result is seen from the the result $V_{eff}^{(+)} + V_{eff}^{(-)} = 0$ given in equation (38). Therefore, we find (see equation (38)) that the thermal expectation value of the current is given by zero mode current operator $\langle\langle F|\hat{I}_e^{(n=0)}|F \rangle\rangle_T$.

Using the length $L_{T,L} = \text{smallest}[L, L_T]$, we perform a space and thermodynamic average $\int_{-\frac{L_{T,L}}{2}}^{\frac{L_{T,L}}{2}} \frac{dx}{L_{T,L}} \langle\langle F|\hat{I}_e|F \rangle\rangle_T$ and find:

$$\begin{aligned} I_e &= \int_{-\frac{L_{T,L}}{2}}^{\frac{L_{T,L}}{2}} \frac{dx}{L_{T,L}} \langle\langle F|\hat{I}_e|F \rangle\rangle_T \\ &= \int_{-\frac{L_{T,L}}{2}}^{\frac{L_{T,L}}{2}} \frac{dx}{L_{T,L}} \langle\langle F|\hat{I}_e^{(n \neq 0)}|F \rangle\rangle_T + \int_{-\frac{L_{T,L}}{2}}^{\frac{L_{T,L}}{2}} \frac{dx}{L_{T,L}} \langle\langle F|\hat{I}_e^{(n=0)}|F \rangle\rangle_T \\ &= \left(\frac{v}{v_{eff.}}\right) \left(\frac{e^2 n_e}{h}\right) \left(\frac{2\pi e}{\kappa}\right) \int_0^{\frac{L_T}{2}} dx \left(1 - \frac{\mathbf{h}(\mathbf{x}, \mathbf{d})}{2}\right)^2 \int_{-\frac{L}{2}}^{\frac{L}{2}} dy \frac{1}{2} \partial_x \left[\frac{\mathbf{h}(\mathbf{y}, \mathbf{d})}{\sqrt{(x-y)^2 + a^2}} - \frac{\mathbf{h}(\mathbf{y}, \mathbf{d})}{\sqrt{(x-y)^2 + \xi^2}} \right] \\ &\quad + \left(\frac{v}{v_{eff.}}\right) \left(\frac{e^2 n_e}{h}\right) \left(\frac{2\pi e}{\kappa}\right) \int_{-\frac{L_{T,L}}{2}}^0 dx \left(1 - \frac{\mathbf{h}(\mathbf{x}, \mathbf{d})}{2}\right)^2 \int_{-\frac{L}{2}}^{\frac{L}{2}} dy \frac{1}{2} \partial_x \left[\frac{\mathbf{h}(\mathbf{y}, \mathbf{d})}{\sqrt{(x-y)^2 + a^2}} - \frac{\mathbf{h}(\mathbf{y}, \mathbf{d})}{\sqrt{(x-y)^2 + \xi^2}} \right] \\ &\quad + \frac{ev}{L} \int_{-\frac{L_{T,L}}{2}}^{\frac{L_{T,L}}{2}} \frac{dx}{L_{T,L}} \left[1 - \frac{\mathbf{h}(x, d)}{2}\right] \sum_{\sigma=\uparrow,\downarrow} \langle\langle F|N_{\sigma,L} - N_{\sigma,R}|F \rangle\rangle_T \\ &= 2 \frac{e^2}{h} (V_{eff.}^{(+)} + V_{eff.}^{(-)}) + \left[1 - \int_{-\frac{L_{T,L}}{2}}^{\frac{L_{T,L}}{2}} \frac{dx}{L_{T,L}} \frac{\mathbf{h}(x, d)}{2}\right] \left(2 \frac{e^2}{h} V\right) = \left[1 - \int_{-\frac{L_{T,L}}{2}}^{\frac{L_{T,L}}{2}} \frac{dx}{L_{T,L}} \frac{\mathbf{h}(x, d)}{2}\right] \left(2 \frac{e^2}{h} V\right) \\ &= \left(1 - 0.5 \frac{d}{L_{T,L}}\right) \left(2 \frac{e^2}{h}\right) V \end{aligned} \quad (38)$$

$V_{eff.}^+$ and $V_{eff.}^-$ represent the opposite voltage drop on each side of the wire which, due to the symmetry $\mathbf{h}(\mathbf{x}, \mathbf{d}) = \mathbf{h}(-\mathbf{x}, \mathbf{d})$ obeys, $V_{eff.}^+ + V_{eff.}^- = 0$.

$$\begin{aligned} V_{eff.}^{(+)} &= -V_{eff.}^{(-)} = n_e \left(\frac{v}{v_{eff.}} \right) \left(\frac{\pi e}{\kappa} \right) \int_0^{\frac{L_{T,L}}{2}} dx \left(1 - \frac{\mathbf{h}(\mathbf{x}, \mathbf{d})}{2} \right)^2 \left[\int_{-\frac{L}{2}}^{\frac{L}{2}} dy \frac{1}{2} \partial_x \left[\frac{\mathbf{h}(\mathbf{y}, \mathbf{d})}{\sqrt{(x-y)^2 + a^2}} - \frac{\mathbf{h}(\mathbf{y}, \mathbf{d})}{\sqrt{(x-y)^2 + \xi^2}} \right] \right] \\ &\equiv n_e \left(\frac{v}{v_{eff.}} \right) \left(\frac{\pi e}{\kappa} \right) W \left[\frac{L}{d}, \frac{\xi}{a} \right] \end{aligned} \quad (39)$$

In the present case, due to the symmetry, we can not observe the voltage $n_e \left(\frac{v}{v_{eff.}} \right) \left(\frac{\pi e}{\kappa} \right) W \left[\frac{L}{d}, \frac{\xi}{a} \right]$. We believe that for an asymmetric situation this voltage might be measured. For the case where half of the wire-leads system $x \geq \frac{d}{2}$ is controlled by the strong interaction $U = \infty$ and the other half $x < \frac{d}{2}$ is non-interacting $U = 0$, the conductance will be affected by the voltage $V_{eff.}^+$. This voltage is in the range of 10^{-9}volts and might be measurable. In figure 3 we show the potential $W \left[\frac{L}{d}, \frac{\xi}{a} \right]$ as a function of the screening length.

Equation (38) shows that the conductance for $\frac{d}{L_{T,L}} = 1$ is given by $G = 2(0.5 \frac{e^2}{h})$, reflecting the fact that the anomalous commutator for the wire has been modified to $\frac{i}{2} \hbar$. For different lengths the conductance is modified. Following [21], we investigate the dependence of the conductance in terms of $\frac{L}{D}$ and $\frac{d}{L_T}$ (the effect of the overlapping region ϵ between the leads and the wire studied by [21] will be neglected here). The thermal length $L_T \equiv \frac{\hbar v_{eff.}}{K_B T} = \frac{v_{eff.}}{v} \frac{\hbar v}{K_B T} = (1 - \frac{3d}{4L}) L_T^{(0)}$ where $L_T^{(0)}$ is the thermal length defined in the leads. The length $L_{T,L} \approx L_T \leq L$ is given by the crossover function: $\frac{1}{L_{T,L}} \approx \frac{1}{L_T} [1 + \frac{L_T}{L}]$. As a result we find for the conductance:

$$G \left[\frac{d}{L}, \frac{T_d}{T}; U = \infty \right] = \left(2 \frac{e^2}{h} \right) \left[1 - \frac{1}{2} \frac{T}{T_d} \frac{1}{(1 - \frac{3d}{4L})} \left(1 + \left(\frac{T_d}{T} \right) \left(\frac{d}{L} \right) \left(1 - \frac{3d}{4L} \right) \right) \right] \quad (40)$$

The result, of equation (40) is shown in figure 2. We observe that when the length of the wire $d = \frac{\hbar v}{K_B T_d}$ is in the range $\frac{T_d}{T} \approx 1 - 2$ the conductance is anomalous in agreement with the experimental results reported in ref. [24]. (In the experiments the anomalous conductance is obtained as a result of the variation of the gate voltage, we will interpret this result as the region where the strong coupling point $U = \infty$ has been reached. At this point, when the temperature or the length are varied the conductance varies. We believe that this variation of the conductance is demonstrated in figure 2.)

7. The effect of the Zeeman magnetic field

A complete discussion of the anomalous conductance must include the ferromagnetic interaction proposed by [22]. According to [22], the emergence of the 0.7 conductance anomaly is due to ferromagnetic interactions. Since the effect of constraints takes into consideration the exclusion of double occupancy, which also holds for the ferromagnetic case, we believe that our results include, in a qualitative way, the results obtained in ref. [22].

The results reported by [22] show that in the presence of Zeeman magnetic field the 0.7 plateau evolves into a robust 0.5 plateau. In our case, the value of the conductance varies from 0.5 to 0.7 (in the absence of the Zeeman interaction). These values are determined by the function $\mathbf{h}(x, d)$ the temperature and length of the wire.

In order to consider the effect of a Zeeman interaction, we observe that the Fermi velocity v is replaced by: $v^\uparrow = v + \frac{\Delta}{2}$, $v^\downarrow = v - \frac{\Delta}{2}$ where $\Delta = (\frac{\hbar}{m_e})\bar{K}_F[\sqrt{1 + \frac{g_{||}\mu_B B_{||}}{E_F}} - \sqrt{1 - \frac{g_{||}\mu_B B_{||}}{E_F}}]$ represents the Zeeman interaction, $\bar{K}_F = \frac{K_F^\uparrow + K_F^\downarrow}{2}$ is the Fermi momentum, $B_{||}$ is the magnetic field and m_e is the electronic mass. As a result, the Hamiltonian for the wire takes the form:

$$H_{wire} = \int_{-\frac{d}{2}}^{\frac{d}{2}} dx \left(\left[\frac{\hbar(v + \frac{\Delta}{2})}{2} (\partial_x \varphi_\uparrow(x))^2 + (\partial_x \vartheta_\uparrow(x))^2 \right] + \left[\frac{\hbar(v - \frac{\Delta}{2})}{2} (\partial_x \varphi_\downarrow(x))^2 + (\partial_x \vartheta_\downarrow(x))^2 \right] \right) \quad (41)$$

This Hamiltonian must be accompanied by the constraint operator of exclusion of double occupancy.

$$\Psi_\uparrow(x)\Psi_\downarrow(x)|F \rangle = 2e^{-i\sqrt{4\pi}\varphi_e(x)} Q_1^{Zeeman}(x)|F \rangle = 0; \quad \frac{-d}{2} \leq x \leq \frac{d}{2} \quad (42)$$

where $Q_1^{Zeeman}(x)$ is the Bosonic constraint in the presence of the Zeeman interaction:

$$Q_1^{Zeeman}(x) = \cos[2\bar{K}_F x + \sqrt{2\pi}\vartheta_e(x)] + \cos\left[\left(\frac{m_e}{\hbar}\right)\Delta x + \sqrt{2\pi}\vartheta_s(x)\right]; \quad Q_1^{Zeeman}(x)|F \rangle = 0 \quad (43)$$

The Hamiltonian and the constraint operator show that neither the spin current nor the charge current are conserved. For a finite repulsive interaction and next nearest neighbor, this problem has been studied in the past [37]. One finds two different Luttinger liquids for spin up and spin down, which give rise to two different conductances as functions of the spin polarization [37] (see equations (26 – 27) and figures (1 – 2) in reference [37]).

For the present model $U = \infty$, we observe the following: when the Zeeman interaction Δ is small, we do not expect significant changes with respect to the results obtained for $\Delta = 0$.

For large values of the Zeeman interaction, $\frac{g|\mu_B B_{||}}{E_F} > 1$, the effect of the constraint is negligible. This can be seen from the bias field Δx which induces a space dependent oscillation for the constraint $Q_1^{Zeeman}(x)$ in equation (43). Due to the oscillations we obtain, $Q_1^{Zeeman}(x) \approx 0$. The wire Hamiltonian is replaced by an unconstrained polarized wire $H_{wire} \approx H_{wire}^{(\uparrow)} = \int_{-\frac{d}{2}}^{\frac{d}{2}} dx [\frac{\hbar(v+\frac{\Delta}{2})}{2} (\partial_x \varphi_{\uparrow}(x))^2 + (\partial_x \vartheta_{\uparrow}(x))^2]$. Therefore, we recover the robust 0.5 plateau in agreement with [22].

8. Conclusion

We have solved the problem of exclusion of double occupancy using Dirac's method for constraints. We have found that the anomalous commutation rules are modified causing the conductance to be anomalous. Applying this theory to quantum wires, we show that our theory can explain the anomalous conductance observed by [14, 16–18] and is in agreement with the Monte-Carlo simulation reported in refs.[21, 22].

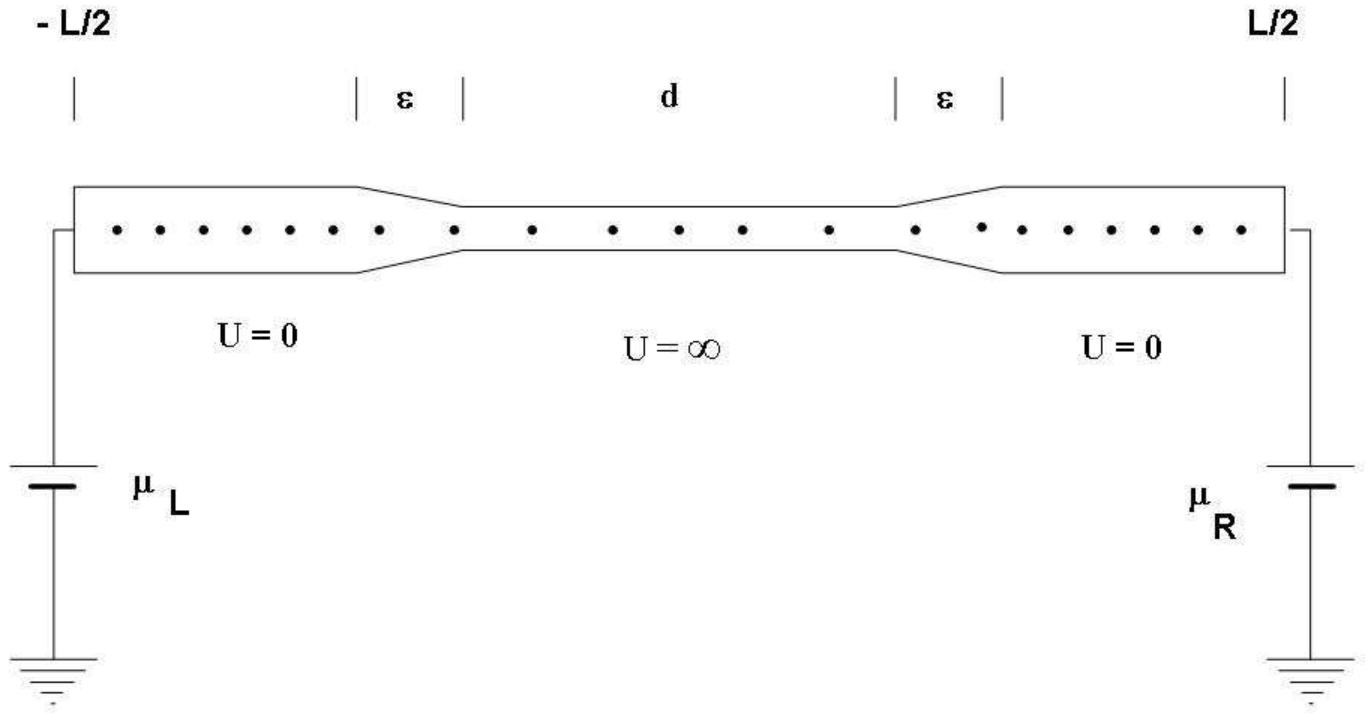


FIG. 1: The 1d conducting channel: a) *noninteracting* leads $U = 0$ regions $|x| > \frac{d}{2}$, *strongly interacting* region $U = \infty$ restricted to $|x| \leq \frac{d}{2}$ and contact region ϵ .

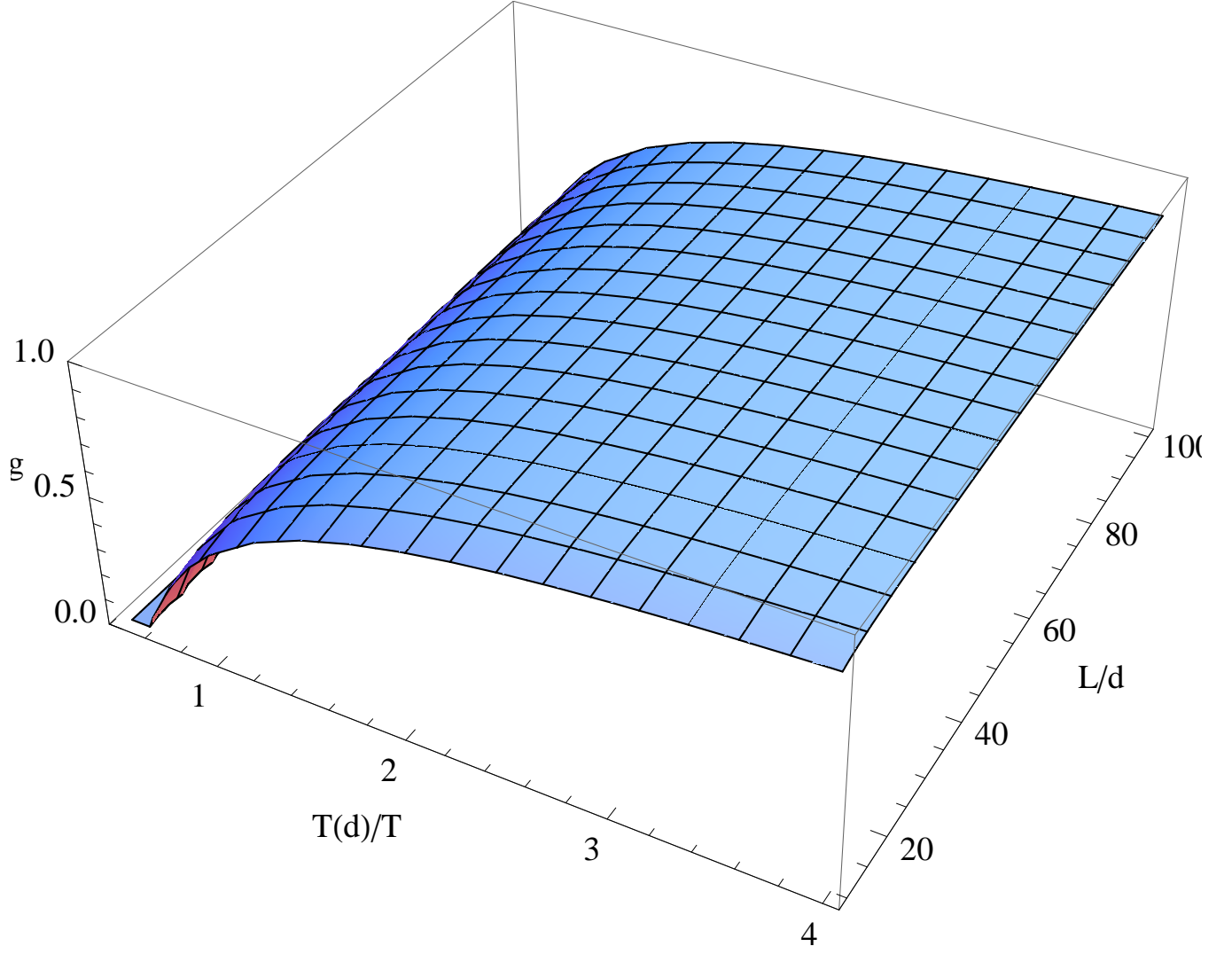


FIG. 2: The Conductance $g(U = \infty) \equiv \frac{G[\frac{T_d}{T}, \frac{L}{d}; U=\infty]}{2e^2h}$ as a function of $\frac{T_d}{T}$ and $\frac{L}{d}$ where $T_d = \frac{\hbar v}{dK_B}$.

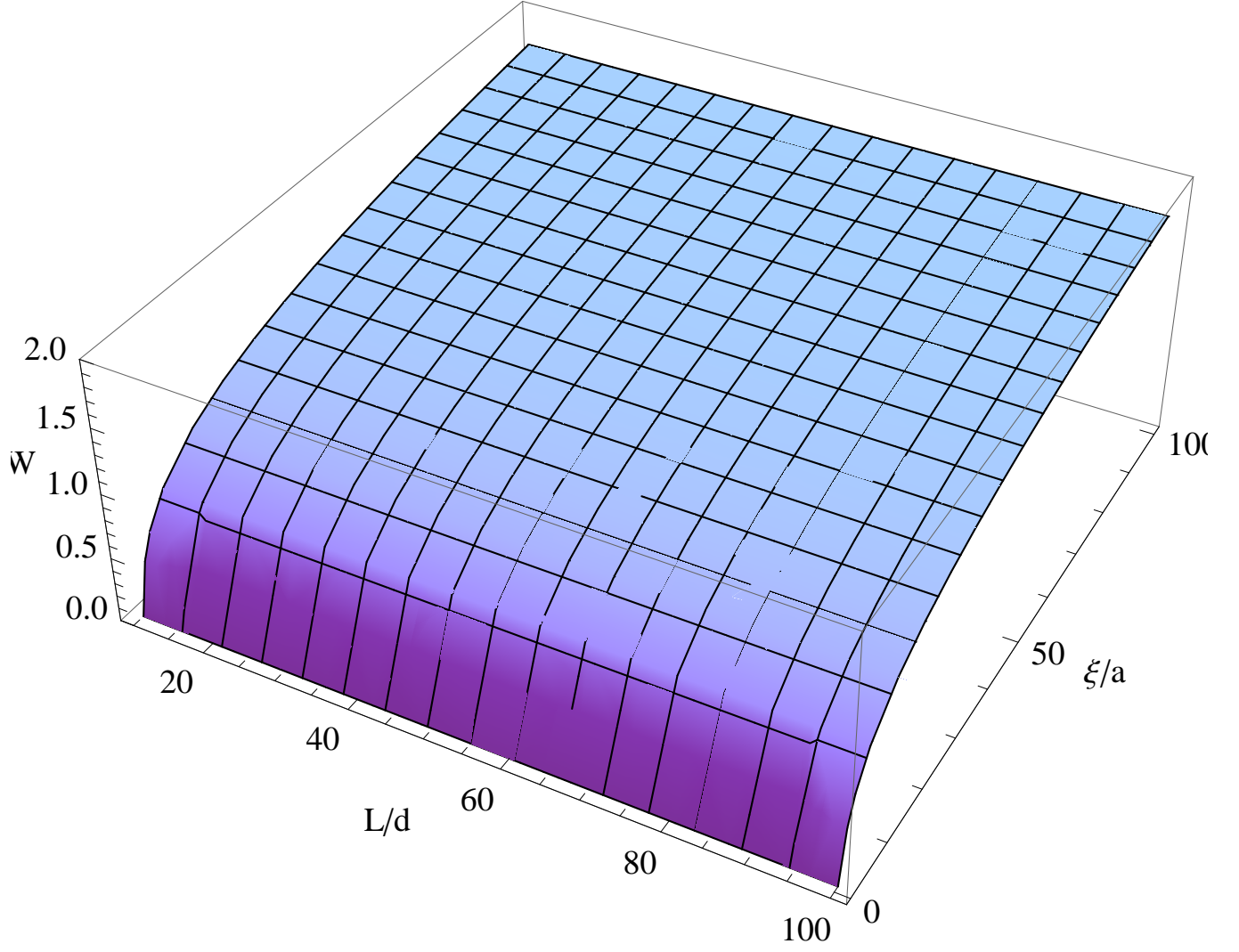


FIG. 3: The effective voltage on each side of the wire $V^{(+)} \equiv n_e \left(\frac{v}{v_{eff.}} \right) \left(\frac{\pi e}{\kappa} \right) W \left[\frac{L}{d}, \frac{\xi}{a} \right]$ where $W \left[\frac{L}{d}, \frac{\xi}{a} \right]$ is a dimensionless function.

-
- [1] P.A.M. Dirac "Lecture notes in Quantum Mechanics", Dover Publication (2001)
- [2] G.Kotliar and A.Ruckenstein Phys.Rev.Lett. **57**,1362(1987)
- [3] P.B.Wiegmann,Phys.Rev.Lett. **60**,821(1988)
- [4] E.O. Tungler and T.Kopp cond-matt/9412092
- [5] D.Schmeltzer Phys.Rev.B **43**,8650(1991)
- [6] P.W. Anderson cond-matt/0510053
- [7] B.Edegger, V.N. Muthukumar,Claudio Gross cond-matt/0702187
- [8] D.Schmeltzer,Nuclear Physics B **829**, 447-477 (2010)
- [9] F.D.M. Haldane,J.Phys.C **14**,2585(1981) and Phys.Rev.Lett. **47**,1840(1981)
- [10] C.L. Kane and M.P.A. Fisher Phys.Rev.B **46**,15233(1992)
- [11] I.Safi and H.J.Shulz Phys.Rev.B.**52**, R17040 (1995)
- [12] D.L. Maslov and M.Stone Phys.Rev.B **52**, R5539(1995)
- [13] D.Schmeltzer ,Phys.Rev.B. **63** , 1253321 (2001) and Phys.Rev.Lett.**85**,4132 (2000).
- [14] K.J.Thomas, J.T. Nichols, N.J.Appleyard, M.Y. Simmons,M.Pepper,D.R.Mace,and D.A.Ritchie Phys.Rev.Lett. **77**,135 (1996)
- [15] K.J.Thomas, J.T. Nichols, N.J.Appleyard, M.Y. Simmons,M.Pepper,D.R.Mace,W.R.Tribe,and D.A.Ritchie Phys. Rev.B. **58**,4826(1998)
- [16] S.M. Cronenwett et al. Phys.Rev.Lett. **88**,226805(2002)
- [17] M.Pepper and J.Bird J.Phys:Condens. Matter **20**,160301 (2008)
- [18] R.de Picciotto et al. Phys.Rev.B **72**,033319(2005)
- [19] G.A.Fiete Reviews of Modern Physics ,79 **801**(2007)
- [20] V.V. Cheianov and M.B.Zvonarev Phys.Rev.Lett.92 **176401** (2004)
- [21] O.F. Syljuasen Phys.Rev.Lett.98 **98**,166401 (2007)
- [22] K.Aryanpour and J.E. Han Phys.Rev.Lett.102 **056805** (2009)
- [23] Yosuke Nagaoka Phys.Rev. 147 **392** (1966)
- [24] D.J. Reilly Phys.Rev.B **72**,033309 (2005)
- [25] H.J. Shultz Phys.Rev.Lett. **71**,1864 (1993)
- [26] K.A. Matveev Phys.Rev.B **70**,245319(2004)
- [27] J.S. Meyer and K.A. Matveev Cond-mat 0808.2076 and Journal of Cond. Matt.

- 21**,023203(2009).
- [28] M.Malard ,D.Schmeltzer and A.Kuklov Physica B **404** 3155 (2009)
- [29] D.Schmeltzer,A.Kuklov and M.Malard J.Phys:Condens.Matter **22** 095301 (2010).
- [30] D.Schmeltzer J.Phys:Condens.Matter 20(2008) 335205
- [31] R.Shankar International Journal of Modern Physics B ,Vol.4.Nos.15-16 2371-2394, (1990)
- [32] D.Schmeltzer et al. Phys.Rev.B **71**,045429(2005) and D.Schmeltzer et al. Phys.Rev.Lett **95**,06880(2005).
- [33] Philipe Di Francesco, Pierre Mathieu and David Senechal ”‘Conformal Field Theory”’ page 390, Springer Verlag(1996)
- [34] Supriyo Datta ”‘Quantum Transport:Atom to Tranzistor ”’ pages 162-168, Cambridge University Press (2005)
- [35] Nigel Goldenfeld ”‘Lectures On Phase Transition and the Renormalization Group”’pages 5-7 , 209-216, Addison-Wesley Publishing Company (1992)
- [36] A.L.Fetter and J.D. Walecka ”‘Quantum Theory of Many Particle Systems”’ pages 172-173,Dover Publications ,Inc. Mineola New York (2003).
- [37] Hsuan-Yeh Chang ,D. Schmeltzer Physics Letters A **345** 45-54 (2005) (see eqs. 21 – 22 and figures 1-2.)