

FERMILAB-FN-0849-T

January 12, 2010

Learning to See at the Large Hadron Collider

Chris Quigg*

Theoretical Physics Department
Fermi National Accelerator Laboratory
Batavia, Illinois 60510 USA

Physics Department, Technical University Munich
D-85748 Garching, Germany

Arnold Sommerfeld Center for Theoretical Physics
Ludwig-Maximilians-Universität München
D-80333 München, Germany

Theory Group, Physics Department, CERN
CH-1211 Geneva 23, Switzerland

The staged commissioning of the Large Hadron Collider presents an opportunity to map gross features of particle production over a significant energy range. I suggest a visual tool—event displays in (pseudo)rapidity–transverse-momentum space—as a scenic route that may help sharpen intuition, identify interesting classes of events for further investigation, and test expectations about the underlying event that accompanies large-transverse-momentum phenomena.

*E-mail:quigg@fnal.gov

The first proton-proton collisions have occurred in CERN’s Large Hadron Collider, at energies of 450 GeV and 1.18 TeV per beam, and the experimental collaborations have reported their initial looks at the data [1]. Early in 2010, the LHC is projected to run at 3.5 TeV per beam, with the energy increasing later in the run to perhaps 5 TeV per beam, or beyond.

The prime objective of the 2009–2010 run is to commission and ensure stable operation of the accelerator complex and the experiments. For the experiments, an essential task is to “rediscover” the standard model of particle physics, and to use familiar physics objects such as W^\pm , Z^0 , J/ψ , Υ , jets, b -hadrons, and top-quark pairs to tune detector performance. It will also be important to study the lay of the land in the new worlds that the LHC will open for exploration, even with instruments that may at first be imperfectly understood.

What is true of the search of the agent of electroweak symmetry breaking and other marquee goals of the LHC is also true for the minimum-bias events that will dominate the early samples: *We do not know what the new wave of exploration will reveal.* We need to approach the new landscape at each step in energy with an adventurous spirit buttressed by a purposeful plan for systematic observation.

The aim of this note is to call attention to two classics of the early investigation of multiparticle production and to suggest a small exercise that I believe can help develop the intuition of LHC experimenters and interested members of the broader community.

¶ When experiments at the CERN Intersecting Storage Rings¹ and in the 30-inch and 15-foot bubble chambers at Fermilab² opened a new energy regime, Ken Wilson circulated a paper [2] entitled, “Some Experiments in Multiple Production.” The paper is worth reading today, both for the orderly approach that Wilson advocated and as a reminder of how little we knew, not so long ago. Here is a short summary of the “experiments,” which amounted in large measure to a catalogue of informative plots:

¹(pp collisions at c.m. energies between $\sqrt{s} = 23$ and 63 GeV)

²(including pp collisions at beam energies up to 400 GeV and $\pi^\pm p$ collisions up to 200 GeV)

1. *Topological cross sections*: Do multiplicity distributions exhibit a two-component structure, suggestive of diffractive plus multiperipheral production mechanisms?
2. *Feynman scaling*: Is the single-particle density $\rho_1(k_z/E, k_\perp, E)$ independent of the beam energy E , when plotted in terms of Feynman's scaling variable $x_F \equiv k_z/E$?
3. *Factorization*: Is the single-particle density $\rho_1(k_z/E, k_\perp, E)$ in the backward (proton) hemisphere independent of the projectile, *i.e.*, the same for πp and pp scattering?
4. *dx/x spectrum*: Does the single-particle density exhibit a flat plateau in the central region when plotted in terms of the rapidity (boost) variable, $y \equiv \frac{1}{2} \ln [(k_0 + k_z)/(k_0 - k_z)]$?
5. *Double Pomeron exchange*: Do some events display low central multiplicity with large rapidity gaps on both ends?
6. *Correlation length experiment*: Does the two-particle correlation function $C(y_1, y_2) \equiv \rho_2(y_1, y_2) - \rho_1(y_1)\rho_1(y_2)$ display short-range order, $\propto \exp(-|y_1 - y_2|/L)$?
7. *Factorization test with central trigger*: This is a refinement of #3, to eliminate diffraction and isolate the multiperipheral component.

This is not the place to review what we learned from Wilson's points of departure, either in the early days or in the later $S\bar{p}p$ S and Tevatron Collider experiments. I simply remark that giving structure to the examination of high-multiplicity events set the stage for many new insights and ideas [3, 4, 5, 6, 7, 8],³ and that events characteristic of the double-Pomeron topology have been observed [10] at the Tevatron. For an example of how much could be learned from a modest sample (~ 3500 events in the 30-inch bubble chamber), see [11]. The ALICE collaboration has reported gross features of pp collisions at the LHC injection energy of 450 GeV per beam [12].

¶ The second provocative paper from early times that I wish to recall is James Bjorken's "Multiparticle Processes at High Energy" [13], which contains a number of perceptive comments on single-particle densities and

³For surveys of particle production at the Tevatron, see [9].

on two-particle correlations, as well as some fascinating speculations. The exploratory approach outlined there applies to the new experiments at the LHC, no less than to the experiments of the 1970s.

While it might be tempting to surmise that multiparticle production in soft collisions constitutes settled knowledge (described, *grosso modo*, as a superposition of diffractive scattering and short-range order), we have good reason to suspend judgment. At the highest energies, well into the ($\propto \ln^2 s$?) growth of the pp total cross section, long-range correlations might show themselves in new ways. Quantum Chromodynamics suggests new, modestly collective, effects such as multiple-parton interactions.⁴ The $\ln s$ expansion of the rapidity plateau softens kinematical constraints in the central region, and the sensitivity to high-multiplicity events (or otherwise rare occurrences) of modern experiments vastly exceeds what could be seen with bubble-chamber statistics.

Prior experience with soft production and the underlying event structure is informative, but it is not necessarily a full representation of what will happen at the higher energies we will explore at the LHC. *I think it is entirely possible that a few percent of minimum-bias events recorded at energies above ~ 1 TeV per beam will display an unusual structure that is not just a stretched-in-rapidity version of what the CDF and DØ experiments saw at the Tevatron.* Finding out about particle production at the LHC is of course important for engineering purposes, but may also teach us some new physics.

The FELIX collaboration proposed a full-acceptance detector to make a comprehensive study of the strong interactions at the LHC. Questions posed in the FELIX physics document [14] reach beyond the realm of soft physics to encompass hard-scattering events. Many of them are apt for the detectors now taking data at the LHC.

In two recent talks [15], Rick Field has outlined a program of early measurements aimed at characterizing the minimum-bias events and the underlying event in hard collisions, emphasizing that these are related, but not identical, phenomena, and highlighting the importance of multiple parton interactions.

⁴The high density of partons carrying $p_z = 5$ to 10 GeV may give rise to hot spots in the spacetime evolution of the collision aftermath, and thus to thermalization or other phenomena not easy to anticipate from the QCD Lagrangian.

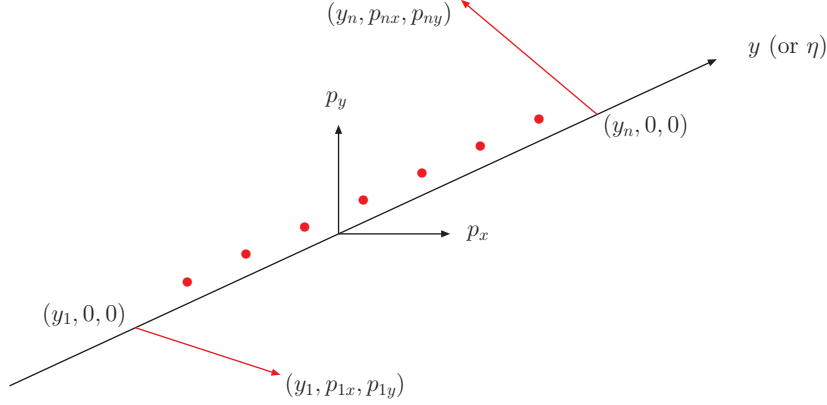


Figure 1: Schematic event display in (y, \vec{p}_\perp) space.

¶ This brings me to the specific suggestion of a visual aid that will help us learn to see at the LHC. One of the exercises suggested long ago by Bjorken [13] was to construct three-dimensional representations of multi-particle events to draw on our human powers of visualization and pattern recognition, in the hope of recognizing important new questions. For particle production in soft collisions, it is not spatial coordinates that are most apt, but a representation in terms of (pseudo)rapidity and (two-dimensional) transverse momentum. To begin, draw a (pseudo)rapidity axis as an oblique line. Represent each track i in the event by a vector drawn from $(y_i, 0, 0)$ to (y_i, p_{ix}, p_{iy}) , as in the example shown in Figure 1 (all scales linear).

In the pre-industrial era, we drafted such event displays by hand on graph paper, which gave a certain artisanal satisfaction and promoted close scrutiny of the structure of each example as it emerged. Bjorken commented that he knew he was wiser for the experience, although he couldn't express why. My reaction was similar, once I had filled a notebook with event pictures: I couldn't tell you what I learned, but I could ask better questions of the data. The high particle multiplicity at the LHC discourages the hands-on approach, but computers can do the drawing for us. Note that the (y, p_\perp) representation is simply a curled-up vector representation of the LEGO[®] plot for individual tracks, with thresholds for display set as low as possible. That means that most of the technology required to generate (y_i, p_{ix}, p_{iy}) lists is already in place.

I encourage the LHC collaborations to produce (y, \vec{p}_\perp) displays of minimum-bias events acquired during early running. Samples as small as a few hundred events would already build intuition, but I would go further. I suggest that the collaborations make available live streams of (y, \vec{p}_\perp) representations, along with the online displays of events that show the structure in terms of detector elements in ordinary space. *More is to be learned from the river of events than from a few examples!* Changes in event structure as a function of beam energy, or the onset of new features, might raise important questions. It is useful to color the tracks to label their charges, and to identify species where possible.⁵

Unlike the bubble chambers of old, the LHC detectors have significant threshold requirements and geometrical restrictions. But the four principal detectors have different characteristics, so it should be possible, by pooling information, to build a reasonably comprehensive picture. It is worth noting that the LHC detectors have sensitivity to neutrals that the hydrogen bubble chambers did not. *It would also be interesting to make streams of simulated events from the low- p_\perp event generators, with and without the cuts appropriate to the four detectors.* The simulated events should also include, as separate samples, true minimum-bias events and events with hard-scattering triggers that represent the structure of underlying events. While the real comparisons will be made with statistical measures, visual examination of event streams might be an efficient way to identify the main issues.

The strong interactions comprise a richer field than the set of phenomena that we have learned to describe in terms of perturbative QCD: interesting strong-interaction processes are not merely reactions involving a few jets. The rest of strong interactions, however, isn't confined to common processes with large cross sections such as the “soft” particle production, elastic scattering, or diffraction. It may well be that interesting, *unusual* occurrences happen outside the framework of perturbative QCD—happen in some collective, or intrinsically nonperturbative, way. About fifteen years ago [16],

⁵Modern computer tools make it straightforward to construct (y, p_\perp) displays that can be rotated in three dimensions. The ability to manipulate events and regard them from changing perspectives can engage our perceptive powers more fully.

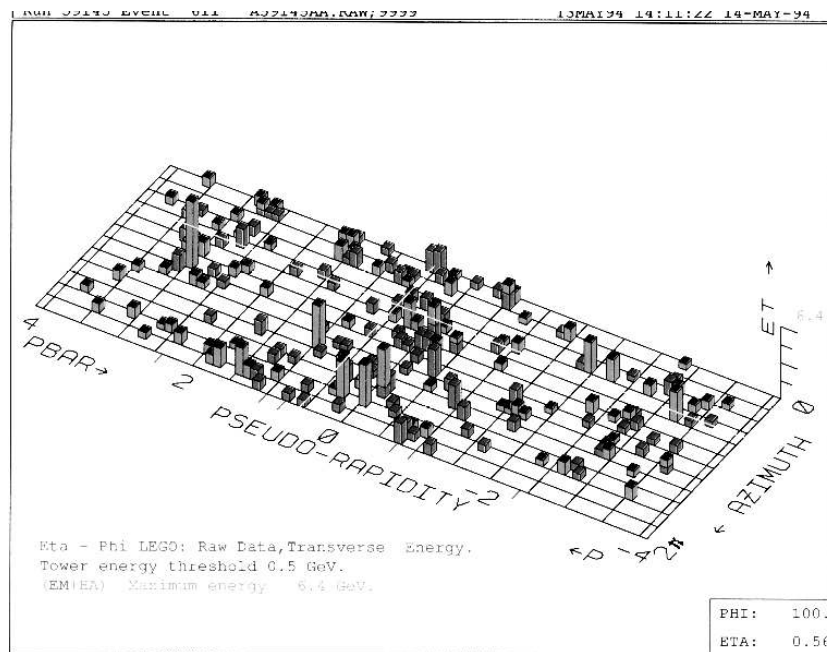


Figure 2: A hedgehog event captured in the CDF Run 1 detector.

looking for an illustration of something unusual that might happen in the strong interactions, I appealed to a colleague to watch the event display at CDF and pick out a few *atypical* events for me.⁶

The most interesting of these is shown in Figure 2, which comes from a $\sum E_{\perp}$ trigger, without any topological requirement. The LEGO[®] plot shows many bursts of energy: More than a hundred active towers pass the display threshold of 0.5 GeV. The total transverse energy in the event is 321 GeV, but it is not concentrated in a few sprays, it is everywhere. The central tracking chamber records about sixty charged particles.

I am assured that this hedgehog event is authentic; it is not merely coherent noise in the counters. My colleague estimated such events to be about as common in the online event stream as Z^0 production and decay into lepton pairs: about one in ten thousand triggers. I include this surprising picture as a reminder that when we think about the strong interactions outside the

⁶Run 1 of the Tevatron studied $\bar{p}p$ interactions at $\sqrt{s} = 1.8$ TeV.

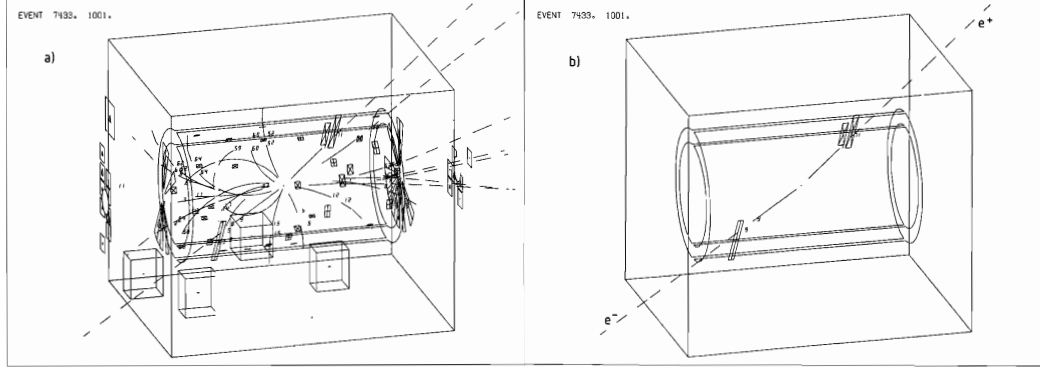


Figure 3: UA1 display of $Z^0 \rightarrow e^+e^-$ event. (a) All reconstructed tracks and all calorimeter hits are displayed. (b) Same event, with display thresholds raised to $p_\perp > 2$ GeV for charged tracks and $E_\perp > 2$ GeV for calorimeter hits. Only the electron tracks survive these mild cuts. From [17].

realm of a single hard scattering, we should think not only about the large diffractive and “multiperipheral” cross sections, but also about less common phenomena.

Some thresholds are determined by detector performance, others are imposed by the exigencies of trigger management. When we prepare event specimens, raising *display thresholds* is a powerful technique for removing clutter, the better to reveal the interesting hard-scattering action. An early example is shown in Figure 3, which depicts one of the first $\bar{p}p \rightarrow Z^0 + \text{anything}$ candidates recorded by the UA1 experiment at CERN [17], operating at $\sqrt{s} = 540$ GeV. The left panel, which shows all reconstructed tracks and calorimeter hits, is a bit cluttered (by the standards of the early 1980s). The right panel, which shows only the tracks that satisfy $p_\perp > 2$ GeV and calorimeter hits with $E_\perp > 2$ GeV, exhibits only the essential: stiff electron and positron tracks. Setting even a modest display threshold clears the weeds. *To look for physics in the weeds, it will pay to set the display thresholds as low as practicable.*

Bjorken has emphasized recently [18] that the usual parton-model language, in which we speak of individual, uncorrelated partons, is a convenient idealization that does not encompass the whole truth. This is self-evident when we consider static properties of hadrons, and long known for the spin

structure of the nucleon as measured in polarized lepton-nucleon scattering in the limit $x_{Bj} \rightarrow 1$ [19]. Over the past decade, the study of generalized parton distributions [20] has begun to explore simple correlations among partons. How the proton is composed—quarks bound by pairwise collisions, quark–diquark configurations, or three quarks linked through the three-gluon vertex—may be reflected in how the partons are distributed in impact-parameter space.⁷ Such reasoning gives new encouragement to the search for novel event structures and strategies for interpreting them.

The minimum-bias and lightly triggered data recorded during early LHC running will be valuable for developing intuition and for validating the assumptions that underlie searches for new physics in hard-scattering events. However, these data sets, to be gathered over steps in beam energy, also represent an important opportunity for exploration and discovery. One promising track will be to revisit the early studies of multiple production, which emphasized observables constructed from individual particles: topological cross sections (multiplicity distributions, including forward-backward asymmetries of multiplicity distributions), inclusive and semi-inclusive two-particle correlation functions, and charge-transfer studies—either between hemispheres or across a rapidity gap. For some classes of events, analyses of bulk properties, such as the studies of elliptic flow and determinations of thermodynamic parameters developed by the Relativistic Heavy-Ion Collider experiments at Brookhaven [22], may be especially revealing.⁸ We will need all the established methods—and more—to learn to see what the LHC data have to show.

Our goal in particle physics is to uncover the basic laws of nature, and to understand how those laws are expressed. The point of the exploratory spirit I advocate in this note is to be receptive to the plenitude of natural phenomena that our theories will have to explain—in reductionist or emergent terms, depending on the situation—in the expectation that the intrinsic fascination of new phenomena may guide us to the recognition of deeper principles.

⁷See [21] for an impact-parameter rendering of the proton, neglecting such correlations.

⁸It has happened before that a phenomenon established in nuclear physics has an analogue in particle physics under extreme conditions: consider quasielastic scattering from individual nucleons in lepton-nucleus scattering and the quark-parton picture of deeply inelastic scattering.

Acknowledgments

I thank Andrzej Buras and Gerhard Buchalla for warm hospitality at TUM and LMU, and gratefully acknowledge the generous support of the Alexander von Humboldt Foundation. I am grateful to Luis Álvarez-Gaumé and other members of the CERN Theory Group for their hospitality. I thank James Bjorken for stimulating discussions over many years, and for allowing me to post his recent ideas [18] for a wider audience. I am indebted to Drasko Jovanović for finding the event shown in Figure 2 in the CDF online event stream. I thank Niccolò Moggi and William Wester for helpful information about zero-bias studies in the CDF Run 2 data set. Fermilab is operated by the Fermi Research Alliance under contract no. DE-AC02-07CH11359 with the U.S. Department of Energy.

References

- [1] Talks presented by J. Schukraft (ALICE), F. Gianotti (ATLAS), T. Virdee (CMS), A. Golutvin (LHCb), T. Sato (LHCf), and K. Eggert (TOTEM) at the Second LHC status report to CERN Council, 18 December 2009, <http://indico.cern.ch/conferenceDisplay.py?confId=76398>.
- [2] K. G. Wilson, “Some Experiments on Multiple Production,” CLNS-131 (1970), in *Phenomenology of Particles at High Energies*, ed. R. L. Crawford and R. Jennings (Academic Press, New York, 1974), pp. 701-725.
- [3] M. Jacob, “Multibody Phenomena in Strong Interactions,” CERN-TH-1683, in *CERN-JINR School of Physics: Festschrift Ziro Koba*, edited by O. Kofoed-Hansen, CERN-73-12 (CERN, Geneva, 1973).
- [4] C. Quigg, “What Have We Learned from High-Energy Experiments?,” in *Particles and Fields – 1973*, edited by Hugh C. Wolfe, H. H. Bingham, M. Davier, and G. R. Lynch, AIP Conf. Proc. Volume 14 (American Institute of Physics, New York, 1973), pp. 520-551, <http://link.aip.org/link/?APCPCS/14/520/1>.

- [5] J. Whitmore, “Experimental Results on Strong Interactions in the NAL Hydrogen Bubble Chamber,” *Phys. Rept.* **10**, 273 (1974). J. Whitmore, “Multiparticle Production in the Fermilab Bubble Chambers,” *Phys. Rept.* **27**, 187 (1976).
- [6] L. Foà, “Inclusive Study of High-Energy Multiparticle Production and Two-Body Correlations,” *Phys. Rept.* **22**, 1 (1975).
- [7] G. Giacomelli and M. Jacob, “Physics at the CERN ISR,” *Phys. Rept.* **55**, 1 (1979).
- [8] C. Albajar *et al.* [UA1 Collaboration], “A Study of the General Characteristics of $p\bar{p}$ Collisions at $\sqrt{s} = 0.2\text{-TeV}$ to 0.9-TeV ,” *Nucl. Phys. B* **335**, 261 (1990).
- [9] T. Aaltonen *et al.* [CDF Collaboration], “Measurement of Particle Production and Inclusive Differential Cross Sections in $p\bar{p}$ Collisions at $\sqrt{s} = 1.96\text{ TeV}$,” *Phys. Rev. D* **79**, 112005 (2009) [arXiv:0904.1098 [hep-ex]]. See also N. Moggi, “Soft QCD Studies at the Tevatron,” talk presented at the 2009 Rencontres de Physique de la Vallée d’Aoste, La Thuile.
- [10] T. Aaltonen *et al.* [CDF Collaboration], “Observation of exclusive charmonium production and $\gamma\gamma \rightarrow \mu^+\mu^-$ in $p\bar{p}$ collisions at $\sqrt{s} = 1.96\text{ TeV}$,” *Phys. Rev. Lett.* **102**, 242001 (2009) [arXiv:0902.1271 [hep-ex]].
- [11] T. Kafka *et al.*, “Charge and Multiplicity Fluctuations in $205\text{-GeV}/c$ pp Interactions,” *Phys. Rev. Lett.* **34**, 687 (1975).
- [12] K. Aamodt, *et al.* (ALICE Collaboration), “First proton–proton collisions at the LHC as observed with the ALICE detector: measurement of the charged particle pseudorapidity density at $\sqrt{s} = 900\text{ GeV}$,” *Eur. Phys. J. C* **65**, 111 (2010) [arXiv:0911.5430 [hep-ex]].
- [13] J. D. Bjorken, “Multiparticle Processes at High Energy,” SLAC-PUB-0974, in *Particles and Fields – 1971*, ed. A. C. Melissinos and P. F. Slattery, (American Institute of Physics, New York, 1971), pp. 110-23; and in *In Conclusion: A Collection of Summary Talks in High Energy Physics*, ed. James D. Bjorken. (World Scientific, Singapore, 2003), pp. 93-105.

- [14] A. Ageev *et al.*, “A full-acceptance detector at the LHC (FELIX),” J. Phys. G **28**, R117 (2002).
- [15] R. D. Field, “Predicting ‘Min-Bias’ and the ‘Underlying Event’ at the LHC,” talks presented at the **MB & UE@CMS Workshop** and at the **CMS-QCD Group Meeting** (November 2009). See also “The LHC Physics Environment,” **two lectures** at the 2009 CTEQ Summer School.
- [16] C. Quigg, “Conclusions and Perspectives,” in *The Heart of the Matter: from nuclear interactions to quark gluon dynamics*, Proceedings of the Sixth *Rencontres de Blois, Au Cœur de la Matière*, June 20–25, 1994, edited by J.-F. Mathiot and J. Trân Than Vân (Éditions Frontières, Gif-sur-Yvette, 1995), p. 361–375; **Fermilab-Conf-94/230-T**.
- [17] G. Arnison *et al.* [UA1 Collaboration], “Experimental observation of lepton pairs of invariant mass around 95 GeV/ c^2 at the CERN SPS collider,” Phys. Lett. B **126**, 398 (1983).
- [18] J. D. Bjorken, “The Future of the Parton Model,” talk given at the Wu-Ki Tung Symposium (2004), <http://lutece.fnal.gov/LHC/BjWKT.pdf>. The text prepared for a similar lecture at Jim Cronin’s 75th Birthday Celebration (2006) is available at <http://lutece.fnal.gov/LHC/BjCronin.pdf>.
- [19] V. W. Hughes and J. Kuti, “Internal spin structure of the nucleon,” Ann. Rev. Nucl. Part. Sci. **33**, 611 (1983).
- [20] X. Ji, “Generalized parton distributions,” Ann. Rev. Nucl. Part. Sci. **54**, 413 (2004).
- [21] A. I. Shoshi, F. D. Steffen and H. J. Pirner, Nucl. Phys. A **709**, 131 (2002) [arXiv:hep-ph/0202012].
- [22] For examples of the techniques developed for heavy-ion collisions, see the RHIC “White Papers”: I. Arsene *et al.* [BRAHMS Collaboration], “Quark Gluon Plasma and Color Glass Condensate at RHIC? The perspective from the BRAHMS experiment,” Nucl. Phys. A **757**, 1 (2005) [arXiv:nucl-ex/0410020]; B. B. Back *et al.*, “The PHOBOS perspective on discoveries at RHIC,” Nucl. Phys. A **757**, 28 (2005) [arXiv:nucl-ex/0410022]; J. Adams *et al.* [STAR Collaboration], “Experimental and

theoretical challenges in the search for the quark gluon plasma: The STAR collaboration's critical assessment of the evidence from RHIC collisions," Nucl. Phys. A **757**, 102 (2005) [arXiv:nucl-ex/0501009]; K. Adcox *et al.* [PHENIX Collaboration], "Formation of dense partonic matter in relativistic nucleus nucleus collisions at RHIC: Experimental evaluation by the PHENIX collaboration," Nucl. Phys. A **757**, 184 (2005) [arXiv:nucl-ex/0410003]; and the brief update in P. Braun-Munzinger and J. Wambach, "The Phase Diagram of Strongly-Interacting Matter," Rev. Mod. Phys. **81**, 1031 (2009) [arXiv:0801.4256 [hep-ph]].