

Topological graph polynomials and quantum field theory

Part II: Mehler kernel theories

T. Krajewski^{1,2}, V. Rivasseau¹ and F. Vignes-Tourneret³

July 5, 2021

1) *Laboratoire de Physique Théorique, CNRS UMR 8627,
Université Paris XI, F-91405 Orsay Cedex, France*

2) *on leave, Centre de Physique Théorique, CNRS UMR 6207
CNRS Luminy, Case 907, F-13288 Marseille Cedex 9
and Université de Provence*

3 place Victor Hugo, F-13331 Marseille Cedex 3 France

3) *Institut Camille Jordan, CNRS UMR 5208
Université Claude Bernard Lyon 1
43 boulevard du 11 novembre 1918
F-69622 Villeurbanne cedex France*

*E-mail: krajew@cpt.univ-mrs.fr, rivass@th.u-psud.fr,
vignes@math.univ-lyon1.fr*

Abstract

We define a new topological polynomial extending the Bollobás-Riordan one, which obeys a four-term reduction relation of the deletion/contraction type and has a natural behavior under partial duality. This allows to write down a completely explicit combinatorial evaluation of the polynomials, occurring in the parametric representation of the non-commutative Grosse-Wulkenhaar quantum field theory. An explicit solution of the parametric representation for commutative field theories based on the Mehler kernel is also provided.

Contents

Introduction	2
1 Ribbon graphs	3
Basics, 3 • Combinatorial maps, 4 • Operations on edges, 7 • Natural duality, 8 • Partial duality, 8.	
2 Bijections between classes of subgraphs	12
Subgraphs of fixed parity, 12 • Colored subgraphs, 13 • Cutting subgraphs, 14 • Colored cutting subgraphs, 14.	
3 A new topological graph polynomial	16
Basic properties, 16 • Relationship with other polynomials, 18 • Partial duality of \mathcal{Q} , 19.	
4 Feynman amplitudes of the Grosse-Wulkenhaar model	21
The action functional, 21 • Parametric representation and the hyperbolic polynomials, 24.	
5 Hyperbolic polynomials as graph polynomials	29
Reduction relation for the first hyperbolic polynomial, 29 • Some properties of HU_G as a graph polynomial, 34 • The second hyperbolic polynomial, 39.	
6 Various limiting cases	44
The critical model $\Omega = 1$, 44 • An algorithm for computing $HU_G(\Omega, t)$ based on the critical model, 48 • The noncommutative heat kernel limit $\Omega \rightarrow 0$, 49 • The commutative Mehler kernel limit $\theta \rightarrow 0$, 54.	
Conclusion and outlooks	56
References	57

Introduction

In [15] the relation between the parametric representation of Feynman graph amplitude [13, 18] and the universal topological polynomials of graph theory was explicated. This was done for theories with ordinary propagators of the Laplace type, whose parametric representation is based on the heat kernel. These theories were defined either on ordinary flat commutative space or on noncommutative Moyal-Weyl flat noncommutative space. The parametric polynomials turned out to be evaluations of the multivariate version of the Tutte polynomial [see 21] in the commutative case and of the Bollobás-Riordan one in the noncommutative case [16].

However heat-kernel based noncommutative theories such as the ϕ_4^{*4} model show a phenomenon called UV/IR mixing which usually prevents them from being renormalizable. The first renormalizable noncommutative quantum field theory, the Grosse-Wulkenhaar model [8, 9, 20], is based on a propagator made out of the Laplacian plus a harmonic potential, hence the parametric representation of these models involve the Mehler kernel rather than heat kernel. The physical interest of such theories also stems from the fact that constant magnetic fields also induce such Mehler-type kernels.

Since the Mehler kernel is quadratic in direct space, such theories have computable parametric representations but which are more complicated than the ordinary ones. The corresponding topological polynomials were defined and first studied in [10], then extended

to covariant theories in [19]. However a global expression has been found only for the leading part of these polynomials under rescaling and a full explicit solution was not found until now. This is what we provide here.

We have found that the corresponding universal polynomials, defined on ribbon graphs with flags, are not based on the usual contraction-deletion relations on ordinary graphs but on slightly generalized notions which involve four canonical operations which act on them, the usual deletion and contraction plus an anticontraction and a superdeletion. These last two operations are analogous to contraction and deletion, but create extra flags. Moreover, our new polynomial is covariant under Chmutov's partial duality [7], thus extending the invariance property of the multivariate Bollobás-Riordan polynomial [23].

This paper is organized as follows. In section 1 the definitions of ribbon graphs (with flags) and of partial duality are given.

Section 2 is a mathematical prelude to the study of the polynomials defining the parametric representation of the Grosse-Wulkenhaar model. There we define bijections between several classes of sub(ribbon)graphs.

In section 3 the new polynomial is defined, together with its reduction relation, relationship with other known polynomials and properties under partial duality.

In section 4 the Grosse-Wulkenhaar model and its parametric representation is recalled, following closely the notations of [10].

In section 5 we prove that the corresponding topological polynomials are particular evaluations of the topological polynomial of section 3.

In section 6 various limits of the model are performed. The particular case of the commutative limit is computed and the corresponding commutative Mehler-based Symanzik polynomials are written down.

1 Ribbon graphs

There are several equivalent definitions of ribbon graphs: topological, combinatorial, in between. We will first give the topological definition and some basic facts about ribbon graphs. Then we will give a purely combinatorial definition which allows us to slightly generalize ribbon graphs to ribbon graphs with flags.

Remark. *In the following, and unless explicitly stated, when we write graph, the reader should read ribbon graph.*

1.1 Basics

A ribbon graph G is a (not necessarily orientable) surface with boundary represented as the union of two sets of closed topological discs called vertices $V(G)$ and edges $E(G)$. These sets satisfy the following:

- vertices and edges intersect by disjoint line segment,
- each such line segment lies on the boundary of precisely one vertex and one edge,

- every edge contains exactly two such line segments.

Figure 1 shows an example of a ribbon graph. Note that we allow the edges to twist (giving the possibility to the surfaces associated to the ribbon graphs to be non-orientable). A priori an edge may twist more than once but the polynomials we are going to consider only depend on the parity of the number of twists (this is indeed the relevant information to count the boundary components of a ribbon graph) so that we will only consider edges with at most one twist.

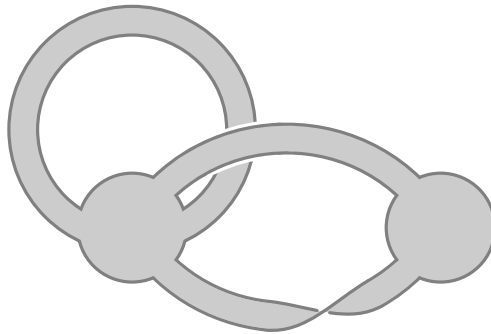


Figure 1: A ribbon graph

Definition 1.1 (Notations). *Let G be a ribbon graph. In the rest of this article, we will use the following notations:*

- $v(G) = \text{card } V(G)$ is the number of vertices of G ,
- $e(G) = \text{card } E(G)$ is the number of edges of G ,
- $k(G)$ its number of components,
- for all $E' \subset E(G)$, $F_{E'}$ is the spanning sub(ribbon) graph of G the edge-set of which is E' and
- for all $E' \subset E(G)$, $E'^c := E(G) \setminus E'$.

Loops Contrary to the graphs, the ribbon graphs may contain four different kinds of loops. A loop may be **orientable** or not, a **non-orientable** loop being a twisting edge. Let us consider the general situations of figure 2. The boxes A and B represent any ribbon graph so that the picture 2a (resp. 2b) describes any ribbon graph G with an orientable (resp. a non-orientable) loop e at vertex v . A loop is said **nontrivial** if there is a path in G from A to B which is not the trivial path only made of v . If not the loop is called **trivial** [4].

1.2 Combinatorial maps

Based on [22], we slightly generalize the notion of combinatorial map to combinatorial map with flags. We will use it as a (purely combinatorial) definition for (possibly non-orientable) ribbon graphs with flags.

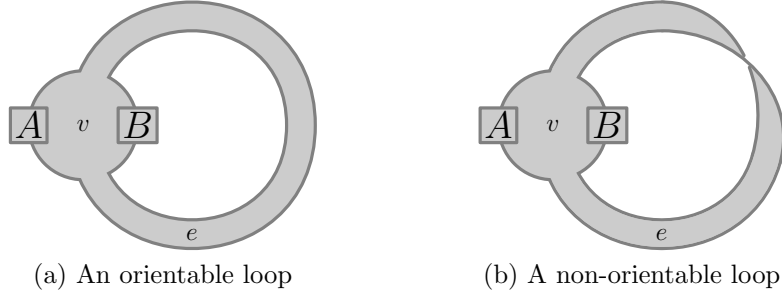


Figure 2: Loops in ribbon graphs

Definition 1.2 (Combinatorial map with flags). *Let X be a finite set of even cardinality. Its members are called crosses. A combinatorial map with flags on X is a triple $(\sigma_0, \theta, \sigma_1)$ of permutations on X which obey the following axioms:*

A.1 $\theta^2 = \sigma_1^2 = \text{id}$ and $\theta\sigma_1 = \sigma_1\theta$.

A.2 θ is fixed-point free. Moreover if x is any cross, θx and $\sigma_1 x$ are distinct.

A.3 $\sigma_0\theta = \theta\sigma_0^{-1}$.

A.4 For each cross x , the orbits of σ_0 through x and θx are distinct.

Let us now explain why such a combinatorial map describes a ribbon graph G with flags. The involution θ being fixed-point free, the set X is partitioned into pairs of the form $\{x, \theta x\}$, namely the orbits of θ . The involution σ_1 may have fixed points. Note that if x is a fixed point of σ_1 , so is θx because θ and σ_1 commute, see axiom 1. The pairs $\{x, \theta x\}$ of fixed points of σ_1 form the set $F(G)$ of **flags** of G .

Let us denote by F_X the set of fixed points of σ_1 . Then $X \setminus F_X =: H_X$ has a cardinality which is a multiple of 4. H_X is partitioned into the orbits of θ . The set $H(G)$ of pairs $\{x, \theta x\}$, $x \in H_X$ is the set of **half-edges** of G . H_X can also be partitioned into the orbits of the group E_G generated by θ and σ_1 . Each orbit is of the form $\{x, \theta x, \sigma_1 x, \sigma_1 \theta x\}$. Thanks to axiom 2, the members of a given orbit are all distinct. Each orbit contains two distinct half-edges and is therefore called an **edge**. We write $E(G)$ for the set of orbits of E_G on H_X . It is the set of edges of G .

The elements of the set $HR(G) := F(G) \cup H(G)$ made of the orbits of θ on X are called **half-ribbons**.

Finally we describe the vertices of G . σ_0 being a permutation, X can be partitioned into its cycles. Each cycle is of the form $C(\sigma_0, x) := (x, \sigma_0 x, \dots, \sigma_0^{m-1} x)$ where m is the least integer such that $\sigma_0^m x = x$. Thanks to axiom 4, the cycles through x and θx are distinct. But they have the same length. Indeed $\sigma_0^m x = x \iff \theta x = \theta \sigma_0^{-m} x \iff \theta x = \sigma_0^m \theta x$ thanks to axiom 3. The cycle $C(\sigma_0, \theta x)$ can be formed from $C(\sigma_0, x)$:

$$C(\sigma_0, \theta x) = (\theta x, \sigma_0 \theta x, \dots, \sigma_0^{m-1} \theta x) \quad (1.1)$$

$$= (\theta x, \theta \sigma_0^{-1} x, \dots, \theta \sigma_0^{-m+1} x) \quad (1.2)$$

$$= (\theta x, \theta \sigma_0^{m-1} x, \dots, \theta \sigma_0 x). \quad (1.3)$$

Thus $C(\sigma_0, \theta x)$ is formed from $C(\sigma_0, x)$ by reversing the cyclic order of the elements and then premultiplying each by θ . We express this relation by saying that $C(\sigma_0, x)$ and $C(\sigma_0, \theta x)$ are *conjugate*. A pair of conjugate orbits of σ_0 is called a **vertex** of G .

We now exemplify the previous definition with the ribbon graph G of figure 3. The set of crosses is $X = [1, 12] \cap \mathbb{Z}$. Using the cyclic representation, the three permutations defining this graph are:

$$\sigma_0 = (1, 3)(4, 2)(6, 9, 11, 8)(5, 7, 12, 10), \quad (1.4a)$$

$$\theta = (1, 2)(3, 4)(5, 6)(7, 8)(9, 10)(11, 12), \quad (1.4b)$$

$$\sigma_1 = (1, 5)(2, 6)(3, 8)(4, 7)(9)(10)(11)(12). \quad (1.4c)$$

As noticed above, the set X is partitioned into pairs which are the orbits of θ . Those

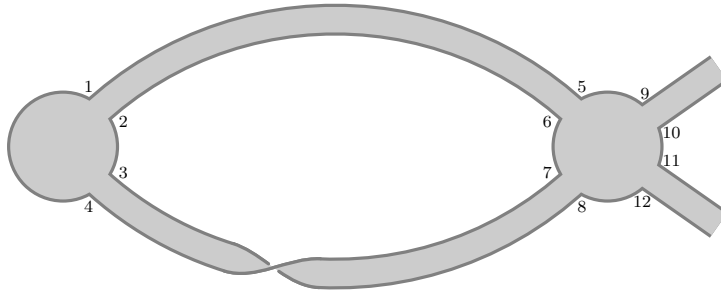


Figure 3: A ribbon graph G with flags

pairs which are fixed by σ_1 are called flags:

$$F(G) = \{\{9, 10\}, \{11, 12\}\}. \quad (1.5)$$

The half-edges of G are the orbits of θ which are not fixed by σ_1 :

$$H(G) = \{\{1, 2\}, \{3, 4\}, \{5, 6\}, \{7, 8\}\} \quad (1.6)$$

and the edges of G are thus

$$E(G) = \{\{1, 2, 5, 6\}, \{3, 4, 7, 8\}\}. \quad (1.7)$$

Finally, G has two vertices:

$$v_1 = \{(1, 3), (2, 4)\}, \quad v_2 = \{(6, 9, 11, 8), (5, 7, 12, 10)\}. \quad (1.8)$$

Remark. A ribbon graph without flag is represented by three permutations σ_0, θ and σ_1 obeying definition 1.2 with, in addition, σ_1 fixed-point free.

Definition 1.3 (Subgraphs). Let G be a ribbon graph, possibly with flags. A subgraph of G consists in a graph, the edge-set of which is a subset of $E(G)$ and the flag-set of which is a subset of $F(G)$. A cutting subgraph of G is a graph the half-ribbon-set of which is a subset of $HR(G)$. By convention, if the half-ribbon set of a cutting spanning subgraph

contains the two halves of an edge, the subgraph contains this edge. The set of spanning (cutting) subgraph of G is $S(G)$ ($\check{S}(G)$).

Moreover if the edges and flags of G are labelled, the (cutting) subgraphs of G inherit the labels of G with the following convention: the two half-edges of a given edge of G share the same label in the cutting subgraphs of G .

In contrast to a subgraph, a cutting subgraph may have flags coming both from the flags of G and from half-edges of G . Each edge of G is made of two half-edges. A subgraph contains, in particular, some of the edges of G whereas a cutting subgraph may contain a half-edge of an edge without taking the other half, see figure 4 for examples.

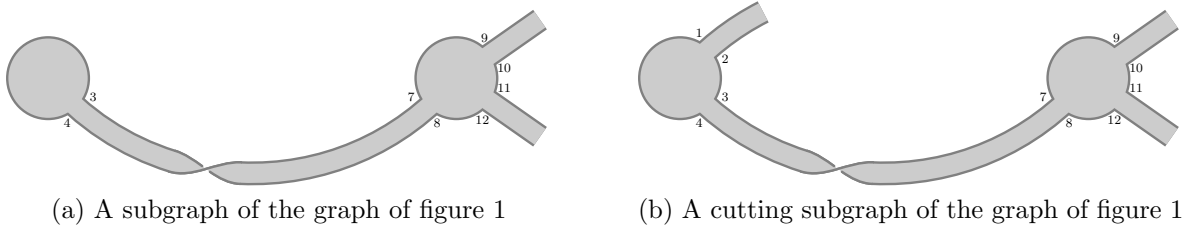


Figure 4: Subgraphs

1.3 Operations on edges

From a ribbon graph with flags, we can define two other ribbon graphs with flags either by deleting an edge or by cutting it:

Definition 1.4 (Operations on ribbon graphs with flags). Let G be a ribbon graph with flags and $e \in E(G)$ any of its edges. We define the two following operations:

- the **deletion** of e , written $G - e$,
- the **cut** of e , written $G \vee e$, which consists in replacing e by two flags attached at the former end-vertices (or end-vertex) of e , respecting the cyclic order at these (this) vertices (vertex).

In the combinatorial map representation of a ribbon graph G , an edge e corresponds to a set of four crosses: $e = \{x_1, x_2, x_3, x_4\}$, $\forall 1 \leq i \leq 4$, $x_i \in X(G)$. The graph $G - e$ has $X \setminus e$ as set of crosses and the restriction of σ_0, θ and σ_1 to $X \setminus e$ as defining permutations.

Let ϕ be any member of the group generated by σ_0, θ and σ_1 . For any subset $E' \subset X$, we let $\phi_{E'}$ be the following map:

$$\phi_{E'} := \begin{cases} \phi & \text{on } E', \\ \text{id} & \text{on } X \setminus E' =: \overline{E'}. \end{cases} \quad (1.9)$$

The graph $G \vee e$ is defined on the same crosses as G and given by σ_0, θ and $\sigma_{1X'}$ where $X' = X \setminus e$. For example, considering the ribbon graph of figure 3, and if $e = \{1, 2, 5, 6\}$, $G \vee e$ is the ribbon graph, with flags, of figure 5.

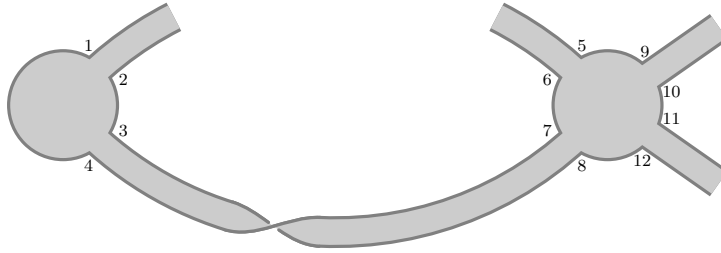


Figure 5: Cutting an edge

1.4 Natural duality

For ribbon graphs without flags, there is a well-known notion of duality, hereafter called natural duality, also known as Euler-Poincaré duality. From a given ribbon graph G , it essentially consists in forming another ribbon graph G^* , the vertices of which are the faces (or boundary components) of G and the faces of which are the vertices of G . The edges of G^* are in bijection with those of G .

Every ribbon graph can be drawn on a surface of minimal genus such that no two of its edges intersect. To build the dual G^* of G , first draw G on such a surface. Then place a vertex into each face of G . Each such face is homeomorphic to a disk. Then draw an edge between two vertices of G^* each time the corresponding faces of G are separated by an edge in G .

At the combinatorial level, if $G = (\sigma_0, \theta, \sigma_1)$, then $G^* = (\sigma_0\theta\sigma_1, \sigma_1, \theta)$, the cycles of $\sigma_0\theta\sigma_1$ representing the faces of G . If G has flags, we define its natural dual G^* by $(\sigma_0\theta_{H_X}\sigma_1, \sigma_{1H_X}\theta_{F_X}, \theta_{H_X}\sigma_{1F_X})$, see figure 6 for an example.

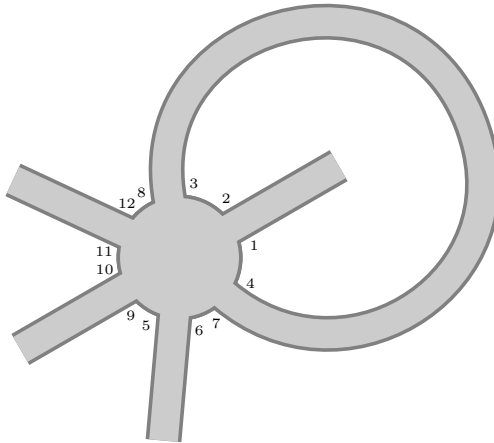


Figure 6: The natural dual of the graph of figure 5

1.5 Partial duality

S. Chmutov introduced a new “generalised duality” for ribbon graphs which generalises the usual notion of duality (see [7]). In [17], I. Moffatt renamed this new duality as “partial duality”. We adopt this designation here. We now describe the construction of a

partial dual graph and give a few properties of the partial duality.

Let G be a ribbon graph and $E' \subset E(G)$. Let $\check{F}_{E'} := G \vee E'^c$ be the spanning subgraph with flags of G , the edge-set of which is E' and the flag-set of which is made of the cut edges in $E'^c = E(G) \setminus E'$. We will construct the dual $G^{E'}$ of G with respect to the edge-set E' . The general idea is the following. We consider the spanning subgraph with flags $\check{F}_{E'}$. Then we build its natural dual $\check{F}_{E'}^*$. Finally we reglue the edges previously cut in E'^c .

More precisely, at the level of the combinatorial maps, the construction of the partial dual $G^{E'}$ of G goes as follows:

$$\begin{array}{ccc}
 G = (\sigma_0, \theta, \sigma_1) & \xrightarrow{\text{cut}} & \check{F}_{E'} = (\sigma_0, \theta, \sigma_{1E'}) \\
 \downarrow \text{partial duality} & & \downarrow \text{natural duality} \\
 G^{E'} = (\sigma_0 \theta_{E'} \sigma_{1E'}, \sigma_{1E'} \theta_{E'^c}, \sigma_{1E'^c} \theta_{E'}) & \xleftarrow{\text{glue}} & \check{F}_{E'}^* = (\sigma_0 \theta_{E'} \sigma_{1E'}, \sigma_{1E'} \theta_{E'^c}, \theta_{E'})
 \end{array}$$

Figure 7 shows an example of the construction of a partial dual. The direct ribbon graph is drawn on figure 7a. We choose $E' = \{\{3, 4, 7, 8\}\}$ and the subgraph $\check{F}_{E'}$ is depicted on figure 7b. Its natural dual $\check{F}_{E'}^*$ is on figure 7c. Finally the partial dual $G^{E'}$ of G is shown on figure 7d.

S. Chmutov proved among other things the following basic properties of the partial duality:

Lemma 1.1 ([7]) *For any ribbon graph G and any subset of edges $E' \subset E(G)$, we have*

- $(G^{E'})^{E'} = G$,
- $G^{E(G)} = G^*$ and
- if $e \notin E'$, then $G^{E' \cup \{e\}} = (G^{E'})^{\{e\}}$.

His proof relies on graphical and commonsensical arguments. Here we would like to point out that the combinatorial map point of view allows very direct algebraic proofs.

For example, an interesting exercise consists in checking that the partial duality is an involution, namely that $(G^{E'})^{E'} = G$:

$$(G^{E'})^{E'} = (\sigma_0 \theta_{E'} \sigma_{1E'} (\sigma_{1E'} \theta_{E'^c})_{E'} (\sigma_{1E'^c} \theta_{E'})_{E'}, (\sigma_{1E'^c} \theta_{E'})_{E'} (\sigma_{1E'} \theta_{E'^c})_{E'^c}, (\sigma_{1E'^c} \theta_{E'})_{E'^c} (\sigma_{1E'} \theta_{E'^c})_{E'} = (\sigma_0, \theta, \sigma_1).$$

We can also prove that for any subset $E' \subset E(G)$ and any $e \in E'^c$, $(G^{E'})^{\{e\}} = G^{E' \cup \{e\}}$.

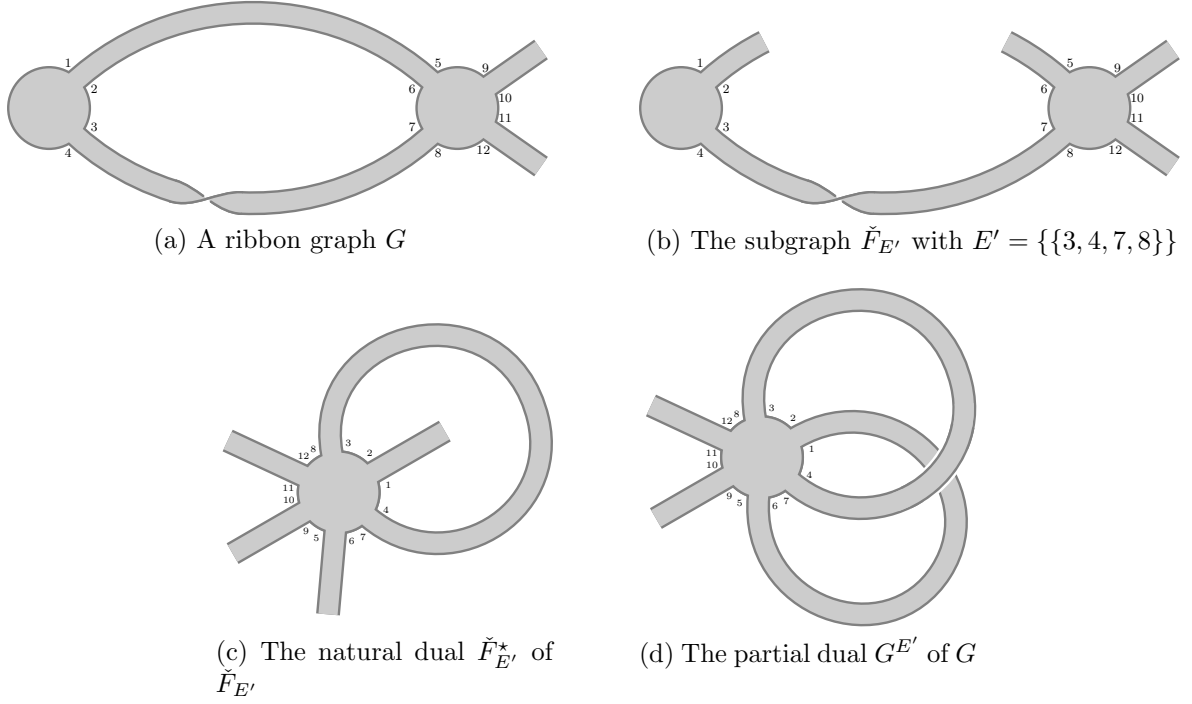


Figure 7: Construction of a partial dual

Proof. We define $E'' := E' \cup \{e\}$.

$$G^{E''} = (\sigma_0 \theta_{E''} \sigma_{1E''}, \sigma_{1E''} \theta_{E''c}, \sigma_{1E''c} \theta_{E''}) \quad (1.10)$$

$$\sigma_0((G^{E'})^{\{e\}}) = \sigma_0 \theta_{E'} \sigma_{1E'} (\sigma_{1E'} \theta_{E'c})_e (\sigma_{1E'c} \theta_{E'})_e = \sigma_0 \theta_{E'} \sigma_{1E'} \theta_e \sigma_{1e} = \sigma_0 \theta_{E''} \sigma_{1E''} \quad (1.11)$$

$$\theta((G^{E'})^{\{e\}}) = (\sigma_{1E'c} \theta_{E'})_e (\sigma_{1E'} \theta_{E'c})_{e^c} = \sigma_{1e} \sigma_{1E'} \theta_{E'c \setminus \{e\}} = \sigma_{1E''} \theta_{E''c} \quad (1.12)$$

$$\sigma_1((G^{E'})^{\{e\}}) = (\sigma_{1E'c} \theta_{E'})_{e^c} (\sigma_{1E'} \theta_{E'c})_e = \sigma_{1E'c \setminus \{e\}} \theta_{E'} \theta_e = \sigma_{1E''c} \theta_{E''} \quad (1.13)$$

□

The partial duality allows an interesting and fruitful definition of the contraction of an edge:

Definition 1.1 (Contraction of an edge [7]).

Let G be a ribbon graph and $e \in E(G)$ any of its edges. We define the contraction of e by:

$$G/e := G^{\{e\}} - e. \quad (1.14)$$

From the definition of the partial duality, one easily checks that, for an edge incident with two different vertices, the definition 1.1 coincides with the usual intuitive contraction of an edge. The contraction of a loop depends on its orientability, see figures 8 and 9.

Different definitions of the contraction of a loop have been used in the literature. One can define $G/e := G - e$. In [12], S. Huggett and I. Moffatt give a definition which leads to surfaces which are not ribbon graphs anymore. The definition 1.1 maintains the duality between contraction and deletion.

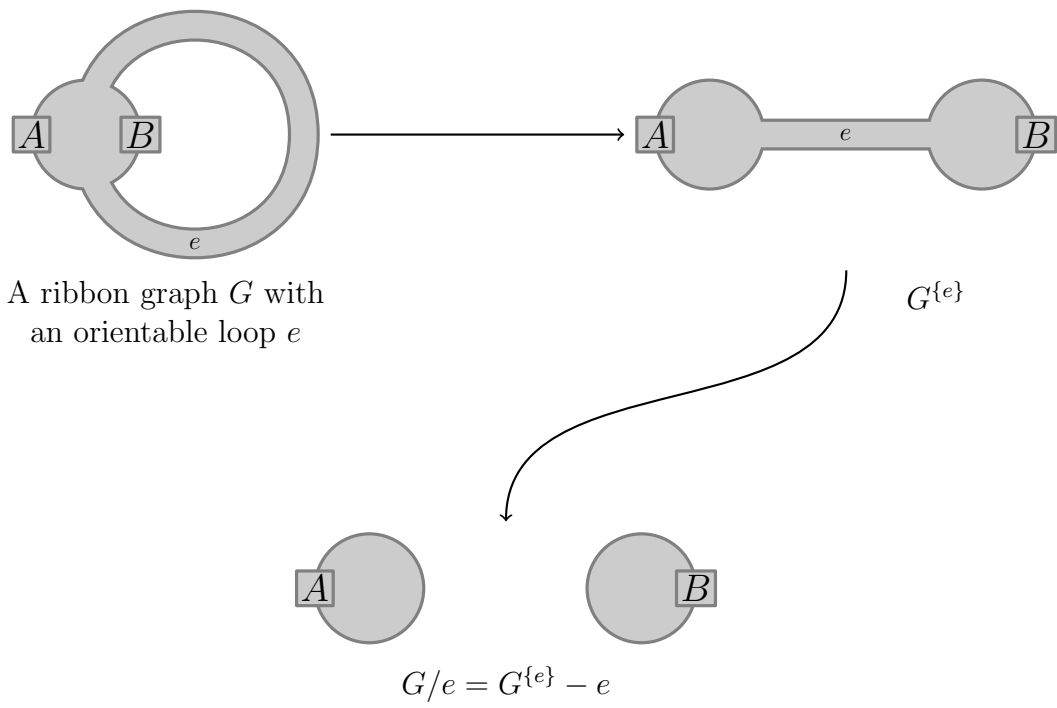


Figure 8: Contraction of an orientable loop

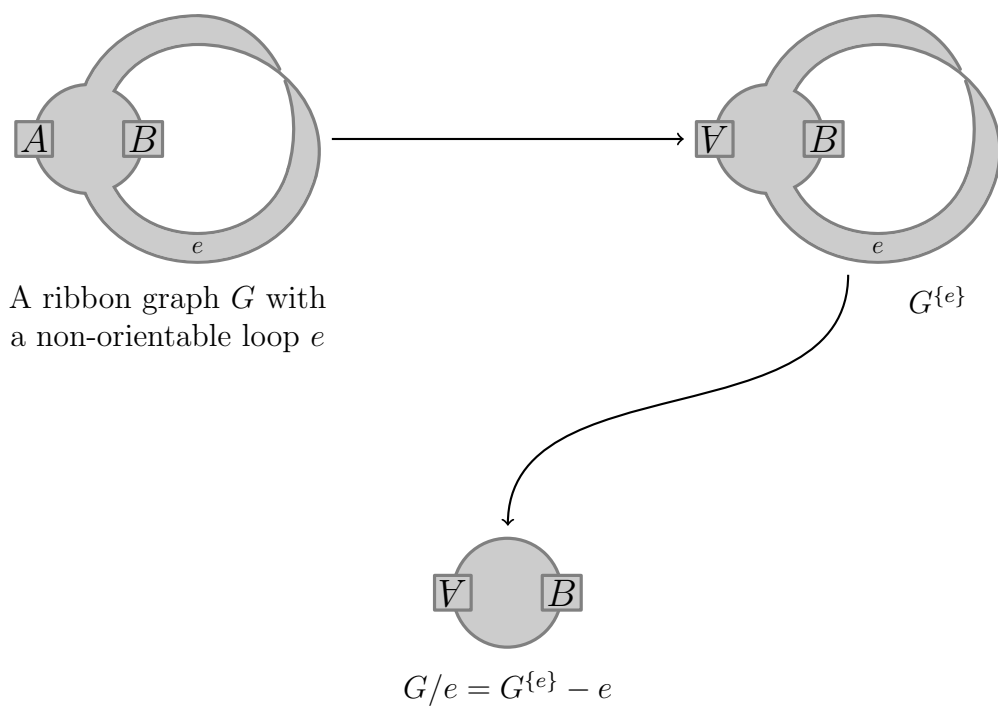


Figure 9: Contraction of a non-orientable loop

2 Bijections between classes of subgraphs

This section consists in a mathematical preliminary to the study of the HU polynomial, introduced in section 4. This ribbon graph invariant is a key ingredient of the parametric representation of the Grosse-Wulkenhaar model amplitudes.

Let G be a ribbon graph. For any $E' \subset E(G)$, there is a natural bijection between $E(G)$ and $E(G^{E'})$. This leads to a bijection between the spanning subgraphs of G and those of $G^{E'}$. In particular, it is true for $E' = \{e\}$ with $e \in E(G)$. Representing a bijective map by the following symbol \rightleftharpoons , we have:

$$s : \mathcal{S}(G) \rightleftharpoons \mathcal{S}(G^{\{e\}}), \quad |\mathcal{S}(G)| = |\mathcal{S}(G^{\{e\}})| = 2^{|E(G)|}. \quad (2.1)$$

The map s extends trivially on ribbon graphs with flags. In the following, we will be interested in maps between different classes of subgraphs. We are going to generalize s to odd and even (cutting) (colored) subgraphs. A special case of these bijections will be used in section 6.1 to prove the factorization of the polynomial $\text{HU}(G; \mathbf{t}, \mathbf{1})$.

2.1 Subgraphs of fixed parity

Definition 2.1 (Odd and even graphs). A (ribbon) graph (with flags) is said of fixed parity if all the degrees of its vertices have the same parity. It is odd (resp. even) if all its vertices are of odd (resp. even) degrees. Given a ribbon graph G , with or without flags, we denote by $\text{Odd}(G)$ (resp. $\text{Even}(G)$) the set of odd (resp. even) spanning subgraphs of G .

We would like to know if the bijection s of equation (2.1) preserves the subclasses of odd (even) subgraphs. It is easy to see that it is not the case, as the following example shows.

Let us consider the ribbon graph G made of two vertices and two edges between those two vertices. G is sometimes called a (planar) 2-banana, see figure 10a. We have

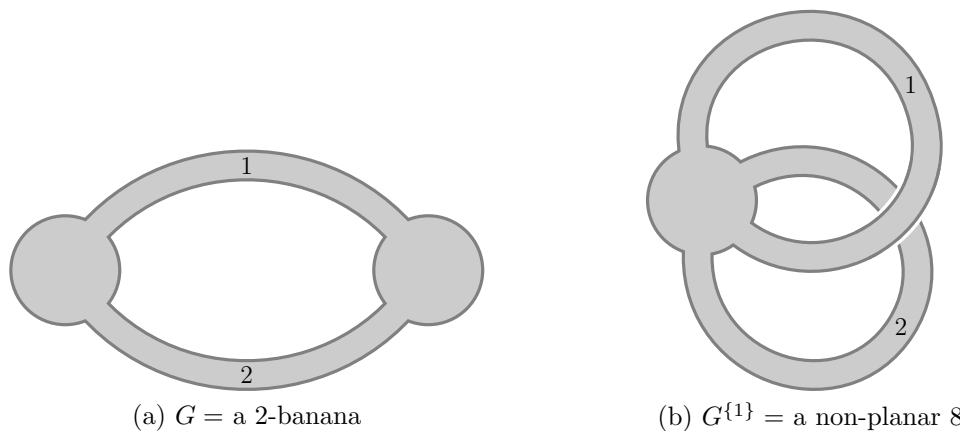


Figure 10: Partial duals

$\text{Odd}(G) = \{\{1\}, \{2\}\}$, $\text{Even}(G) = \{\emptyset, \{1, 2\}\}$ whereas $\text{Odd}(G^{\{1\}}) = \emptyset$ and $\text{Even}(G^{\{1\}}) =$

$\{\emptyset, \{1\}, \{2\}, \{1, 2\}\}$. This means that there exist graphs and edges such that s does not preserve the classes of odd and even subgraphs. Note however that there may be graphs G and/or subsets $E' \subset E(G)$ such that the natural bijection between subgraphs of G and $G^{E'}$ let the classes Odd and Even invariant. This is trivially the case for self-dual graphs G and $E' = E(G)$. Classifying the graphs and subsets of edges such that s let some classes of subgraphs invariant clearly deserves further study. Nevertheless, here, we will restrict ourselves to bijections valid for any G and any $e \in E(G)$.

2.2 Colored subgraphs

Going back to the example of figure 10, we have $|\text{Even}(G)| = 2$ and $|\text{Even}(G^{\{1\}})| = 4$ but $2^{v(G)}|\text{Even}(G)| = 2^{v(G^{\{1\}})}|\text{Even}(G^{\{1\}})| = 2^3$. For any graph g , $2^{v(g)}$ is the number of colorings of $V(g)$ with two colors. This means that there exists a bijection between the colored even subgraphs of G and $G^{\{1\}}$. This is actually true for any ribbon graph with flags and any edge.

Remark. *This is clearly not the case for the odd subgraphs, as shows the example of the 2-banana. Note also that, in general, there is no bijection between the colored subgraphs of a graph G and of its partial duals $G^{\{e\}}$, the number of vertices of G and $G^{\{e\}}$ being usually different.*

Definition 2.2 (Colored graphs). *A colored (ribbon) graph G is a (ribbon) graph and a subset $C(G)$ of $V(G)$. The set of colored odd (resp. even) subgraphs of G is denoted by $\text{Odd}(G)$ (resp. $\text{Even}(G)$).*

Lemma 2.1 *Let G be a ribbon graph with flags. For any edge $e \in E(G)$, there is a bijection between $\text{Even}(G)$ and $\text{Even}(G^{\{e\}})$.*

Proof.

$$\text{Even}(G) = \{B \subset E(G) : F_B \text{ is even}\} \quad (2.2)$$

$$= \{B' \subset E(G) \setminus \{e\} : F_{B'} \text{ is even}\} \cup \{B' \subset E(G) \setminus \{e\} : F_{B' \cup \{e\}} \text{ is even}\} \quad (2.3)$$

$$= \bigcup_{B' \subset E(G) \setminus \{e\}} \{B \in \{B', B' \cup \{e\}\} : F_B \text{ is even}\} \quad (2.4)$$

$$=: \bigcup_{B' \subset E(G) \setminus \{e\}} \text{Even}_{B'}(G). \quad (2.5)$$

For any $B', B'' \subset E(G) \setminus \{e\}$, $\text{Even}_{B'}(G) \cap \text{Even}_{B''}(G) = \emptyset$. Moreover $\text{Even}_{B'}(G)$ may have a cardinality of 0, 1 or 2. We now prove that $\forall B' \subset E(G) \setminus \{e\}$, $|\text{Even}_{B'}(G)| = |\text{Even}_{B'}(G^{\{e\}})|$, which would prove lemma 2.1.

We distinguish between two cases: either e is a loop (in G) or it is not.

1. e is a loop: let v be the endvertex of e . It may be represented as in figure 11a.

- p and q have the same parity: v is even in F_B with or without e , then $|\text{Even}_{B'}(G)| = 2$ and $|\text{Even}_{B'}(G^{\{e\}})| = 2 \times 2$. If p and q are odd, F_B is even in $G^{\{e\}}$ iff $e \in B$, see figure 11b. On the contrary, if p and q are even, F_B is even in $G^{\{e\}}$ iff $e \notin B$. Then $|\text{Even}_{B'}(G^{\{e\}})| = 1 \times 2^2$.

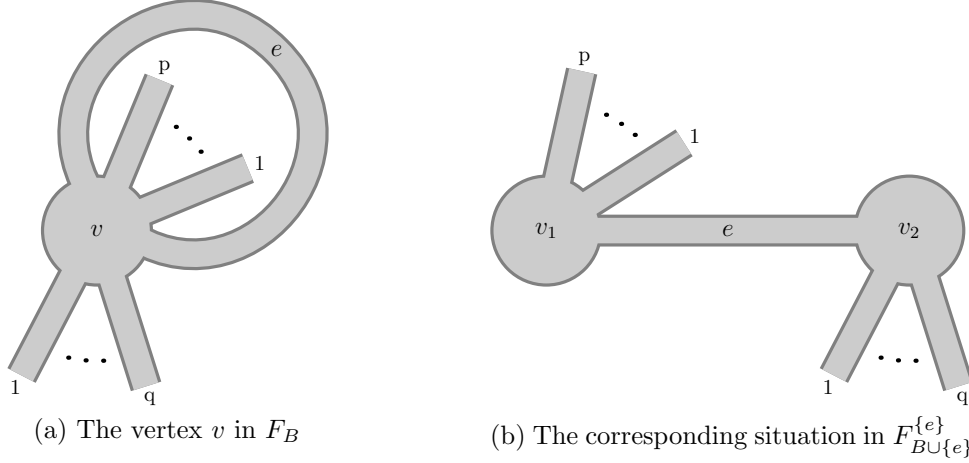


Figure 11: Bijection in case of a loop

- p and q have different parities: $|\underline{\text{Even}}_{B'}(G)| = |\underline{\text{Even}}_{B'}(G^{\{e\}})| = 0$.
2. e is not a loop: using $G = (G^{\{e\}})^{\{e\}}$, this is the same situation as in the preceding case with G replaced by $G^{\{e\}}$. \square

2.3 Cutting subgraphs

Both from a mathematical and physical point of view, it is quite natural to consider not only spanning subgraphs but also spanning cutting subgraphs of a ribbon graph G . For any $e \in E(G)$, $|\check{S}(G)| = |\check{S}(G^{\{e\}})| = 2^{HR(G)} = 2^{F(G)+2E(G)}$. Thus there exists a (natural) bijection between those two sets. What about the odd (resp. even) cutting subgraphs?

Definition 2.3. *Let G be a ribbon graph with flags. We denote by $\check{\text{Odd}}(G)$ (resp. $\check{\text{Even}}(G)$) the set of odd (resp. even) spanning cutting subgraphs of G .*

It is easy to check that there is no bijection between $\check{\text{Odd}}(G)$ (resp. $\check{\text{Even}}(G)$) and $\check{\text{Odd}}(G^{\{e\}})$ (resp. $\check{\text{Even}}(G^{\{e\}})$). For example, let us consider once more the graphs of figure 10. We have $|\check{\text{Odd}}(G)| = |\check{\text{Even}}(G)| = 4$ whereas $|\check{\text{Odd}}(G^{\{1\}})| = |\check{\text{Even}}(G^{\{1\}})| = 8$.

2.4 Colored cutting subgraphs

Definition 2.4. *Let G be a ribbon graph with flags. The set of colored cutting spanning subgraphs of G is $\check{\underline{S}}(G)$. The set of odd (resp. even) colored cutting spanning subgraphs of G is denoted by $\check{\underline{\text{Odd}}}(G)$ (resp. $\check{\underline{\text{Even}}}(G)$).*

As in the case of colored subgraphs, there is generally no bijection between $\check{\underline{S}}(G)$ and $\check{\underline{S}}(G^{\{e\}})$, because $v(G) \neq v(G^{\{e\}})$ usually. Nevertheless we have

Lemma 2.2 *Let G be a ribbon graph with flags. For any $e \in E(G)$, there is a bijection $\chi_G^{\{e\}}$ between $\check{\underline{\text{Odd}}}(G)$ (resp. $\check{\underline{\text{Even}}}(G)$) and $\check{\underline{\text{Odd}}}(G^{\{e\}})$ (resp. $\check{\underline{\text{Even}}}(G^{\{e\}})$).*

Proof. Let us denote by \vec{e} and \overleftarrow{e} the two half-edges of e . Let us define $\langle e \rangle := \{\vec{e}, \overleftarrow{e}\}$. Recall that, by convention (see definition 1.3), when both halves of an edge e appear in a subset $H \subset HR(G)$, it means that $e \in E(F_H)$.

$$\check{\text{Odd}}(G) = \{H \subset HR(G) : F_H \text{ is odd}\} \quad (2.6)$$

$$= \bigcup_{H' \subset HR(G) \setminus \langle e \rangle} \{A \subset \langle e \rangle : F_{H \cup A} \text{ is odd}\} \quad (2.7)$$

$$=: \bigcup_{H' \subset HR(G) \setminus \langle e \rangle} \check{\text{Odd}}_{H'}(G). \quad (2.8)$$

We define $\check{\text{Even}}_{H'}(G)$ the same way. We prove that $\check{\text{Odd}}_{H'}(G)$ and $\check{\text{Odd}}_{H'}(G^{\{e\}})$ have the same cardinality for any $H' \subset HR(G) \setminus \langle e \rangle$. We let the case of even subgraphs to the reader.

Using once more $G = (G^{\{e\}})^{\{e\}}$, it is enough to prove it in the case e is a loop in G . The situation is thus again the one of figure 11, where now figure 11a represents the endvertex of e in $F_{H' \cup A \cup \{e\}}$.

- If p and q have the same parity, in order $F_{H' \cup A}$ to be odd, A contains one of the two half-edges of e : e is a flag in $F_{H' \cup A}$. Thus $|\check{\text{Odd}}_{H'}(G)| = 2 \times 2$. If p and q are odd, $F_{H' \cup A}$ is odd in $G^{\{e\}}$ iff $A = \emptyset$, see figure 11b. On the contrary, if p and q are even, $F_{H' \cup A}$ is odd in $G^{\{e\}}$ iff $A = \{\vec{e}, \overleftarrow{e}\}$. Then $|\check{\text{Odd}}_{H'}(G^{\{e\}})| = 1 \times 2^2$.
- If p and q have different parities: $F_{H' \cup A}$ is odd iff $A = \emptyset$ or $\{\vec{e}, \overleftarrow{e}\}$ which implies $|\check{\text{Odd}}_{H'}(G)| = 2 \times 2$. Let us say that p is odd and q even. There is only one possibility for A such that $F_{H' \cup A}$ is odd. Namely A should only contain the half-edge of e which is hooked to the vertex incident with the other q half-ribbons. Thus $|\check{\text{Odd}}_{H'}(G^{\{e\}})| = 1 \times 2^2$. \square

We have proven the existence of a bijection between $\check{\text{Odd}}(G)$ (resp. $\check{\text{Even}}(G)$) and $\check{\text{Odd}}(G^{\{e\}})$ (resp. $\check{\text{Even}}(G^{\{e\}})$). To exhibit such a bijection, one would need to choose a convention for the coloring of the vertices v_1 and v_2 , see figure 11, depending on the color of v and on the fact that e belongs or not to A , as an edge or as a flag.

Properties of $\chi_G^{\{e\}}$ Here we precise the bijection $\chi_G^{\{e\}}$ of lemma 2.2. This will be useful in section 6.

Definition 2.5 (Partitions by flags). *For any ribbon graph G with flags, the set $\check{\text{Odd}}(G)$ (resp. $\check{\text{Even}}(G)$) can be partitioned into subsets of cutting subgraphs labelled by their flag-set. For all $F' \subset F(G) \cup E(G)$, we write $\check{\text{Odd}}(G) \underset{F}{F'}$ (resp. $\check{\text{Even}}(G) \underset{F}{F'}$) the set of all odd (resp. even) spanning cutting subgraphs of G with flag-set F' .*

For any $F', F'' \subset F(G) \cup E(G)$, we obviously have $(\check{\text{Odd}}(G) \underset{F}{F'}) \cap (\check{\text{Odd}}(G) \underset{F}{F''}) = \emptyset$. Moreover,

$$\check{\text{Odd}}(G) = \bigcup_{F' \subset F(G) \cup E(G)} \check{\text{Odd}}(G) \underset{F}{F'}. \quad (2.9)$$

These definitions of partitions and subsets of $\check{\text{Odd}}(G)$ can be applied, mutatis mutandis, to $\underline{\text{Odd}}(G)$, $\underline{\text{Even}}(G)$ and $\underline{\underline{\text{Even}}}(G)$.

Let $F' \subset HR(G)$ and F'_e be the set $F' \cup \{e\}$ if $e \notin F'$ and $F' \setminus \{e\}$ if $e \in F'$. Then, just by looking at the proof of lemma 2.2, one sees that $\chi_G^{\{e\}}$ is a one-to-one map between $\underline{\text{Odd}}(G) \text{ } F \text{ } F'$ (resp. $\underline{\text{Even}}(G) \text{ } F \text{ } F'$) and $\underline{\text{Odd}}(G) \text{ } F \text{ } F'_e$ (resp. $\underline{\text{Even}}(G) \text{ } F \text{ } F'_e$).

3 A new topological graph polynomial

Graph polynomials are graph invariants which encode part of the information contained in the graph structure. These polynomials allow an algebraic study of graphs, which is usually easier than a direct approach.

Recently, B. Bollobás and O. Riordan [4] defined such a polynomial invariant for ribbon graphs. Here we introduce a generalization of their polynomial, defined for ribbon graphs with flags or external legs. It turns out that a certain evaluation of this new topological graph invariant \mathcal{Q} enters the parametric representation of the Feynman amplitudes of the Grosse-Wulkenhaar model.

In the following, we will denote by bold letters, sets of variables attached to edges or vertices of a graph. For example, given a (ribbon) graph G , $\mathbf{x} := \{x_e\}_{e \in E(G)}$. Moreover, for any $A \subset E(G)$, we use the following short notation: $x^A := \prod_{e \in A} x_e$.

Definition 3.1 (The \mathcal{Q} polynomial). *Let G be a ribbon graph with flags. We define the following polynomial:*

$$\mathcal{Q}_G(\mathbf{x}, \mathbf{y}, \mathbf{z}, \mathbf{w}, \mathbf{r}) := \sum_{A \subset E(G)} \sum_{B \subset E(G^A)} x^{A \cap B^c} y^{A \cap B^c} z^{A \cap B} w^{A \cap B} r^{V(F_B)}, \quad (3.1)$$

where we implicitly use the canonical bijection between $E(G)$ and $E(G^A)$, and $r^{V(F_B)} := \prod_{v \in V(F_B)} r^{\deg(v)}$.

3.1 Basic properties

Proposition 3.1 \mathcal{Q}_G is multiplicative over disjoint unions and obeys the scaling relations

$$\mathcal{Q}_G(\lambda \mathbf{x}, \lambda \mathbf{y}, \lambda \mu^{-2} \mathbf{z}, \lambda \mu^{-2} \mathbf{w}, \mu \cdot \mathbf{r}) = \lambda^{|E(G)|} \mu^{|F(G)|} \mathcal{Q}_G(\mathbf{x}, \mathbf{y}, \mathbf{z}, \mathbf{w}, \mathbf{r}) \quad (3.2)$$

where $|E(G)|$ is the number of edges of G , $|F(G)|$ its number of flags and $\mu \cdot \mathbf{r}$ is the sequence $(\mu^n r_n)_{n \in \mathbb{N}}$.

The proof of this proposition is obvious.

In contrast with the Tutte or the Bollobás-Riordan polynomial, \mathcal{Q} satisfies a four-term reduction relation. This relation generalizes the usual contraction/deletion relation and reflects the two natural operations (see definition 1.4) one can make on a ribbon graph with flags and on any of its partial dual.

Lemma 3.2 (Reduction relation) *Let G be a ribbon graph with flags and e any of its edges. Then,*

$$\begin{aligned} \mathcal{Q}_G(\mathbf{x}, \mathbf{y}, \mathbf{z}, \mathbf{w}, \mathbf{r}) = & x_e \mathcal{Q}_{G-e}(\mathbf{x}^e, \mathbf{y}^e, \mathbf{z}^e, \mathbf{w}^e, \mathbf{r}) + y_e \mathcal{Q}_{G^e-e}(\mathbf{x}^e, \mathbf{y}^e, \mathbf{z}^e, \mathbf{w}^e, \mathbf{r}) \\ & + z_e \mathcal{Q}_{G^e \vee e}(\mathbf{x}^e, \mathbf{y}^e, \mathbf{z}^e, \mathbf{w}^e, \mathbf{r}) + w_e \mathcal{Q}_{G \vee e}(\mathbf{x}^e, \mathbf{y}^e, \mathbf{z}^e, \mathbf{w}^e, \mathbf{r}), \end{aligned} \quad (3.3)$$

where, for any $a \in \{\mathbf{x}, \mathbf{y}, \mathbf{z}, \mathbf{w}\}$ and any $e \in E(G)$, $a^e := \{a_{e'}\}_{e' \in E(G) \setminus \{e\}}$.

Proof. Let e be any edge of G . Referring to the definition (3.1) of \mathcal{Q} , we distinguish between four cases, whether e belongs to A or not, to B or not:

$$\begin{aligned} \mathcal{Q}_G(\mathbf{x}, \mathbf{y}, \mathbf{z}, \mathbf{w}, \mathbf{r}) = & x_e P_1(\mathbf{x}^e, \mathbf{y}^e, \mathbf{z}^e, \mathbf{w}^e, \mathbf{r}) + y_e P_2(\mathbf{x}^e, \mathbf{y}^e, \mathbf{z}^e, \mathbf{w}^e, \mathbf{r}) \\ & + z_e P_3(\mathbf{x}^e, \mathbf{y}^e, \mathbf{z}^e, \mathbf{w}^e, \mathbf{r}) + w_e P_4(\mathbf{x}^e, \mathbf{y}^e, \mathbf{z}^e, \mathbf{w}^e, \mathbf{r}). \end{aligned} \quad (3.4)$$

The polynomial P_1 corresponds to the case $e \notin A$ and $e \notin B$. There is a canonical bijection φ_- (resp. φ_-^*) between $E(G) \setminus \{e\}$ and $E(G - e)$ (resp. between $E(G^A)$ and $E((G - e)^{\varphi_-(A)})$). For any $A \subset E(G)$ and any $B \subset E(G^A)$, we have

$$A^c = (\varphi_-(A))^c \cup \{e\}, \quad B^c = (\varphi_-^*(B))^c \cup \{e\} \quad (3.5a)$$

$$x^{A^c \cap B^c} = x_e x^{(\varphi_-(A))^c \cap (\varphi_-^*(B))^c} \quad y^{A \cap B^c} = y^{\varphi_-(A) \cap (\varphi_-^*(B))^c} \quad (3.5b)$$

$$z^{A \cap B} = z^{\varphi_-(A) \cap \varphi_-^*(B)} \quad w^{A^c \cap B} = w^{(\varphi_-(A))^c \cap \varphi_-^*(B)}. \quad (3.5c)$$

Let us now check that $r^{V(F_B)} = r^{V(F_{\varphi_-^*(B)})}$. The left hand side of this equation encodes the degree sequence of $F_B \subset G^A$. But as B does not contain e , F_B can be considered as a subgraph of $G^A - e = (G - e)^{\varphi_-(A)}$ and F_B is then isomorphic to $F_{\varphi_-^*(B)}$. Their degree sequences are thus equal to each other. We have

$$x_e P_1(\mathbf{x}^e, \mathbf{y}^e, \mathbf{z}^e, \mathbf{w}^e, \mathbf{r}) = \sum_{A \subset E(G) \setminus \{e\}} \sum_{B \subset E(G^A) \setminus \{e\}} x^{A^c \cap B^c} y^{A \cap B^c} z^{A \cap B} w^{A^c \cap B} r^{V(F_B)} \quad (3.6)$$

$$\begin{aligned} = & x_e \sum_{A \subset E(G) \setminus \{e\}} \sum_{B \subset E(G^A) \setminus \{e\}} x^{(\varphi_-(A))^c \cap (\varphi_-^*(B))^c} y^{\varphi_-(A) \cap (\varphi_-^*(B))^c} \\ & z^{\varphi_-(A) \cap \varphi_-^*(B)} w^{(\varphi_-(A))^c \cap \varphi_-^*(B)} r^{V(F_{\varphi_-^*(B)})} \end{aligned} \quad (3.7)$$

$$= x_e \sum_{A \subset E(G-e)} \sum_{B \subset E((G-e)^A)} x^{A^c \cap B^c} y^{A \cap B^c} z^{A \cap B} w^{A^c \cap B} r^{V(F_B)} \quad (3.8)$$

$$= x_e \mathcal{Q}_{G-e}(\mathbf{x}^e, \mathbf{y}^e, \mathbf{z}^e, \mathbf{w}^e, \mathbf{r}). \quad (3.9)$$

As we have seen, the difficulty only resides in the proof of the conservation of the r -part. Thus, for the three other cases, we only focus on that. The polynomial P_2 corresponds to the case $e \in A$ and $e \notin B$. Let φ_+ denote the canonical bijection between $\{A \subset E(G) : e \in A\}$ and $E(G/e)$. As B does not contain e , F_B can also be considered as a subgraph of $G^A - e = (G^e - e)^{A \setminus \{e\}} = (G/e)^{\varphi_+(A)}$. This proves that $P_2 = \mathcal{Q}_{G^e-e}$.

The polynomial P_4 corresponds to the case $e \notin A$ and $e \in B$. As $e \notin A$, $G^A - e = (G - e)^A$ and the vertex sets $V(G^A)$ and $V(G^A - e)$ are the same. But as B contains e , erasing this edge would produce a different degree sequence for $F_{\varphi_-^*(B)}$. So, we have to keep track of the contribution of e to the degree sequence of F_B by cutting it instead of deleting it: $P_4 = \mathcal{Q}_{G \vee e}$.

Finally the polynomial P_3 corresponds to the case $e \in A$ and $e \in B$. Such sets A are in one-to-one correspondence with the subsets of $E(G^e - e)$. The vertex sets $V(G^A)$ and $V((G^e - e)^{A \setminus \{e\}})$ are the same but once more, as $e \in B$, we can't delete e but cut it instead: $P_3 = \mathcal{Q}_{G^e \vee e}$. \square

Lemma 3.2 allows to give an alternative definition of the \mathcal{Q} polynomial:

Definition 3.2. *Let G be a ribbon graph with flags and e any of its edges,*

$$\begin{aligned} \mathcal{Q}_G(\mathbf{x}, \mathbf{y}, \mathbf{z}, \mathbf{w}, \mathbf{r}) = & x_e \mathcal{Q}_{G-e}(\mathbf{x}^e, \mathbf{y}^e, \mathbf{z}^e, \mathbf{w}^e, \mathbf{r}) + y_e \mathcal{Q}_{G^e - e}(\mathbf{x}^e, \mathbf{y}^e, \mathbf{z}^e, \mathbf{w}^e, \mathbf{r}) \\ & + z_e \mathcal{Q}_{G^e \vee e}(\mathbf{x}^e, \mathbf{y}^e, \mathbf{z}^e, \mathbf{w}^e, \mathbf{r}) + w_e \mathcal{Q}_{G \vee e}(\mathbf{x}^e, \mathbf{y}^e, \mathbf{z}^e, \mathbf{w}^e, \mathbf{r}). \end{aligned} \quad (3.10)$$

Otherwise G consists of isolated vertices with flags and

$$\mathcal{Q}_G(\mathbf{x}, \mathbf{y}, \mathbf{z}, \mathbf{w}, \mathbf{r}) = \prod_{v \in V(G)} r_{\deg(v)}. \quad (3.11)$$

It is remarkable that equations (3.10) and (3.11) lead to a well defined polynomial in the sense that it is independent of the order in which the edges are chosen. The proof of the existence of such a polynomial consists essentially in the proof of lemma 3.2. The polynomial which results of this recursive process is the \mathcal{Q} polynomial of definition 3.1. The uniqueness of the result is obvious since if $e \in E(G)$ then \mathcal{Q}_G is uniquely determined by \mathcal{Q}_{G-e} , $\mathcal{Q}_{G^e - e}$, $\mathcal{Q}_{G \vee e}$ and $\mathcal{Q}_{G^e \vee e}$ [3].

3.2 Relationship with other polynomials

- The Bollobás-Riordan polynomial: if we set $z = w = 0$ and $x = 1$ for all edges and $r_n = r$ (independent of n), we recover the multivariate Bollobás-Riordan polynomial at $q = 1$, in its multivariate formulation (see [16])

$$\mathcal{Q}_\Gamma(1, y, 0, 0, r) = \sum_{A \subset E(G)} \left(\prod_{e \in A} y_e \right) r^{v(G^A)} \quad (3.12)$$

where $v(G^A)$ is the number of vertices of G^A ie the number of connected components of the boundary of F_A . Note that the evaluation $y = w = 0$, $x = 1$ and $r_n = r$ gives the same result.

- The dimer model: if we set $y = z = 0$, $x = 1$ and $r_n = 0$ except $r_1 = 1$, then we recover, for a graph without flags, the partition function of the dimer model on this graph

$$\mathcal{Q}_\Gamma(1, 0, 0, w, r) = \sum_{\substack{C \subset E(G) \\ \text{dimer configuration}}} \left(\prod_{e \in C} w_e \right), \quad (3.13)$$

with $w_e = e^{\beta \varepsilon_e}$ the Boltzmann weight. Here, each vertex contains a monomer that can form a dimer with an adjacent monomer, if the edge e supports a dimer then its energy is $-\varepsilon_e$. A dimer configuration (also known as a perfect matching in graph theory) is obtained when each monomer belongs to exactly one dimer. In the recent years, the dimer model has proven to be of great mathematical interest (see [14] for a recent review).

- The Ising model: for $y = z = 0$, $x_e = \cosh(\beta J_e)$, $w_e = \sinh(\beta J_e)$, $r_{2n} = 2$ and $r_{2n+1} = 0$, we recover the partition function of the Ising model. Recall that the latter is obtained by assigning spins $\sigma_v \in \{-1, +1\}$ to each vertex with an interaction along the edges encoded by the Hamiltonian

$$H(\sigma) = - \sum_{e=(v,v') \in E} J_e \sigma_v \sigma_{v'}, \quad (3.14)$$

with J_e an edge dependent coupling constant. The partition function is the sum over all spins configurations of the Boltzmann weight

$$Z_{\text{Ising}} = \sum_{\sigma} e^{-\beta H}. \quad (3.15)$$

Using the identity

$$e^{\beta J_e \sigma_v \sigma_{v'}} = \cosh(\beta J_e) + \sigma_v \sigma_{v'} \sinh(\beta J_e) \quad (3.16)$$

for each edge, we can perform the high temperature expansion of the partition function

$$Z_{\text{Ising}} = \sum_{\sigma} \left\{ \sum_{C \subseteq E} \left(\prod_{e \notin C} \cosh(\beta J_e) \right) \left(\prod_{e \in C} \sinh(\beta J_e) \sigma_v \sigma_{v'} \right) \right\} \quad (3.17)$$

Then, the sum over all spins vanishes unless each vertex is matched by a even number of edges in C , so that

$$Z_{\text{Ising}} = \mathcal{Q}_G(x, 0, 0, w, r) \quad (3.18)$$

with the specified value of x , w and r . Note that the extra power of 2 arising from the sum over spins corresponds to $r_{2n} = 2$.

3.3 Partial duality of \mathcal{Q}

One of the most interesting properties of the \mathcal{Q} polynomial is that it transforms nicely under partial duality.

Theorem 3.3 (Partial duality) *Let G be a ribbon graph with flags and $e \in E(G)$ be any edge of G . We have*

$$\mathcal{Q}_{G^{\{e\}}}(\mathbf{x}, \mathbf{y}, \mathbf{z}, \mathbf{w}, \mathbf{r}) = \mathcal{Q}_G(\mathbf{x}_{E \setminus \{e\}} \mathbf{y}_{\{e\}}, \mathbf{x}_{\{e\}} \mathbf{y}_{E \setminus \{e\}}, \mathbf{z}_{E \setminus \{e\}} \mathbf{w}_{\{e\}}, \mathbf{z}_{\{e\}} \mathbf{w}_{E \setminus \{e\}}, \mathbf{r}). \quad (3.19)$$

Proof. Each monomial of \mathcal{Q} is labelled by two sets of edges $A \subset E(G)$ and $B \subset E(G^A)$:

$$\mathcal{Q}_G(\mathbf{x}, \mathbf{y}, \mathbf{z}, \mathbf{w}, \mathbf{r}) =: \sum_{A, B} M_{(A, B)}(G; \mathbf{x}, \mathbf{y}, \mathbf{z}, \mathbf{w}, \mathbf{r}) \quad (3.20)$$

$$=: \sum_{A, B} \mathcal{M}_{(A, B)}(G; \mathbf{x}, \mathbf{y}) \mathcal{N}_{(A, B)}(G; \mathbf{z}, \mathbf{w}) \mathbf{r}^{V(F_B)}. \quad (3.21)$$

For any $e \in E(G)$, let ϕ_e be the following map:

$$\begin{aligned} \phi_e : \bigcup_{A \subset E(G)} A \times E(G^A) &\rightarrow \bigcup_{A' \subset E(G^{\{e\}})} A' \times E((G^{\{e\}})^{A'}) \\ (A, B) &\mapsto (A \Delta \{e\}, B). \end{aligned} \quad (3.22)$$

ϕ_e is clearly a bijection for any edge e . Note that $(G^{\{e\}})^{A \Delta \{e\}} = G^A$ which implies (with a slight abuse of notation) that, for any $F_B \subset G^A$, $\mathbf{r}^{V(F_B)} = \mathbf{r}^{V(F_{\phi_e(B)})}$ where $F_{\phi_e(B)} \subset (G^{\{e\}})^{\phi_e(A)}$. Let $\mathbf{x}^{\star\{e\}}$ be $\mathbf{x}_{E \setminus \{e\}} \mathbf{y}_{\{e\}}$, $\mathbf{y}^{\star\{e\}}$ be $\mathbf{x}_{\{e\}} \mathbf{y}_{E \setminus \{e\}}$, $\mathbf{z}^{\star\{e\}}$ be $\mathbf{z}_{E \setminus \{e\}} \mathbf{w}_{\{e\}}$ and $\mathbf{w}^{\star\{e\}}$ be $\mathbf{z}_{\{e\}} \mathbf{w}_{E \setminus \{e\}}$. To prove the theorem, we prove that $M_{\phi_e((A,B))}(G^{\{e\}}; \mathbf{x}, \mathbf{y}, \mathbf{z}, \mathbf{w}, \mathbf{r}) = M_{(A,B)}(G; \mathbf{x}^{\star\{e\}}, \mathbf{y}^{\star\{e\}}, \mathbf{z}^{\star\{e\}}, \mathbf{w}^{\star\{e\}}, \mathbf{r})$.

$$A' := A \Delta \{e\} = \begin{cases} A \cup \{e\} & \text{if } e \notin A, \\ A \setminus \{e\} & \text{if } e \in A. \end{cases} \quad (3.23)$$

$$A'^c = A^c \Delta \{e\} = \begin{cases} A^c \setminus \{e\} & \text{if } e \notin A, \\ A^c \cup \{e\} & \text{if } e \in A. \end{cases} \quad (3.24)$$

If $e \in B$, $B^c \cap A' = B^c \cap A$ and $B^c \cap A'^c = B^c \cap A^c$. Thus, in this case, $\mathcal{M}_{\phi_e((A,B))}(G^{\{e\}}; \mathbf{x}, \mathbf{y})$ is obviously equal to $\mathcal{M}_{(A,B)}(G; \mathbf{x}^{\star\{e\}}, \mathbf{y}^{\star\{e\}})$. So let us focus on the terms involving \mathbf{z} and \mathbf{w} .

$$B \cap A' = \begin{cases} (B \cap A) \cup \{e\} & \text{if } e \in B \cap A^c, \\ (B \cap A) \setminus \{e\} & \text{if } e \in B \cap A. \end{cases} \quad (3.25)$$

$$B \cap A'^c = \begin{cases} (B \cap A^c) \setminus \{e\} & \text{if } e \in B \cap A^c, \\ (B \cap A^c) \cup \{e\} & \text{if } e \in B \cap A. \end{cases} \quad (3.26)$$

Then we have

$$\begin{aligned} \mathcal{N}_{(A',B)}(G^{\{e\}}; \mathbf{z}, \mathbf{w}, \mathbf{r}) &= z^{B \cap A'} w^{B \cap A'^c} \\ &= \begin{cases} z^{(B \cap A) \cup \{e\}} w^{(B \cap A^c) \setminus \{e\}} & \text{if } e \in B \cap A^c, \\ z^{(B \cap A) \setminus \{e\}} w^{(B \cap A^c) \cup \{e\}} & \text{if } e \in B \cap A \end{cases} \\ &= \mathcal{N}_{(A,B)}(G; \mathbf{z}^{\star\{e\}}, \mathbf{w}^{\star\{e\}}, \mathbf{r}). \end{aligned} \quad (3.27)$$

If $e \notin B$, we use exactly the same argument with \mathcal{N} replaced by \mathcal{M} , z by y and w by x . \square

Corollary 3.4 *For any ribbon graph G with flags and any subset $E' \subset E(G)$, we have*

$$\mathcal{Q}_{G^{E'}}(\mathbf{x}, \mathbf{y}, \mathbf{z}, \mathbf{w}, \mathbf{r}) = \mathcal{Q}_G(\mathbf{x}_{E \setminus E'} \mathbf{y}_{E'}, \mathbf{x}_{E'} \mathbf{y}_{E \setminus E'}, \mathbf{z}_{E \setminus E'} \mathbf{w}_{E'}, \mathbf{z}_{E'} \mathbf{w}_{E \setminus E'}, \mathbf{r}) \quad (3.28)$$

Proof. It relies on:

1. for any $e \in E'$, $G^{E'} = (G^{E' \setminus \{e\}})^{\{e\}}$,
2. a repeated use of theorem 3.3. \square

4 Feynman amplitudes of the Grosse-Wulkenhaar model

4.1 The action functional

The Grosse-Wulkenhaar model is defined by the action functional

$$S[\phi] = S_0[\phi] + S_{\text{int}}[\phi], \quad (4.1)$$

where ϕ is a real valued function on Euclidean space \mathbb{R}^D . The free part of the action is

$$S_0[\phi] = \frac{1}{2} \int d^D x \phi(x) (-\Delta + \tilde{\Omega}^2 x^2) \phi(x), \quad (4.2)$$

where Δ is the Laplacian on Euclidean space \mathbb{R}^D and $\tilde{\Omega} = \frac{2\Omega}{\theta}$ (with $\Omega, \theta > 0$) the frequency of the corresponding harmonic oscillator. In a system of units such that $\hbar = c = 1$, the only remaining dimension is length and Ω is dimensionless.

Its kernel $\mathcal{K}_{\tilde{\Omega}}(x, y)$ defined by

$$\int d^D z \delta^D(x - z) (-\Delta_z + \tilde{\Omega}^2 z^2) \mathcal{K}_{\tilde{\Omega}}(z, y) = \delta^D(x - y), \quad (4.3)$$

with δ^D the Dirac distribution on \mathbb{R}^D , is the Mehler kernel

$$\mathcal{K}_{\tilde{\Omega}}(x, y) = \left(\frac{\tilde{\Omega}}{2\pi} \right)^{D/2} \int_0^\infty \frac{d\alpha}{[\sinh 2\tilde{\Omega}\alpha]^{D/2}} \exp -\frac{\tilde{\Omega}}{4} \left\{ (x - y)^2 \coth \tilde{\Omega}\alpha + (x + y)^2 \tanh \tilde{\Omega}\alpha \right\}. \quad (4.4)$$

To avoid ultraviolet divergences, we introduce a cut-off as a lower bound on the integral over α ,

$$\mathcal{K}_{\tilde{\Omega}}(x, y) \rightarrow \left(\frac{\tilde{\Omega}}{2\pi} \right)^{D/2} \int_{1/\Lambda^2}^\infty \frac{d\alpha}{[\sinh 2\tilde{\Omega}\alpha]^{D/2}} \exp -\frac{\tilde{\Omega}}{4} \left\{ (x - y)^2 \coth \tilde{\Omega}\alpha + (x + y)^2 \tanh \tilde{\Omega}\alpha \right\}. \quad (4.5)$$

Since this paper is not concerned with the limit $\Lambda \rightarrow \infty$, we will always self-understand that the integration over α ranges over $[1/\Lambda^2, \infty]$. Later on, it will also prove convenient to introduce $t = \tanh(\tilde{\Omega}\alpha)$ as well as the short and long variables

$$u = \frac{1}{\sqrt{2}}(x - y) \quad \text{and} \quad v = \frac{1}{\sqrt{2}}(x + y), \quad (4.6)$$

so that the propagator reads

$$\mathcal{K}_{\tilde{\Omega}}(x, y) = \left(\frac{\tilde{\Omega}}{2\pi} \right)^{D/2} \int_{1/\Lambda^2}^\infty d\alpha \left[\frac{(1 - t^2)}{2t} \right]^{D/2} \exp -\frac{1}{2} \left\{ \frac{\tilde{\Omega}}{t} u^2 + \tilde{\Omega} t v^2 \right\}. \quad (4.7)$$

The interaction term is derived from the Moyal product

$$f \star g(x) = \frac{1}{\pi^D |\det \Theta|} \int d^D y d^D z f(x + y) g(x + z) e^{-2iy\Theta^{-1}z}, \quad (4.8)$$

with Θ a real, non degenerate, antisymmetric $D \times D$ matrix, with D even. In the sequel, we assume^a that $\Theta = \theta J$, with $\theta > 0$ and J the antisymmetric $D \times D$ block diagonal matrix made of 2×2 blocks $\begin{pmatrix} 0 & 1 \\ -1 & 0 \end{pmatrix}$. We define the interaction term as

$$S_{\text{int}}[\phi] = \sum_{n \geq 1} \frac{g_n}{n} \int d^D x \phi^{*n}(x), \quad (4.9)$$

where $g_n \in \mathbb{R}$ are coupling constants. In the sequel, it will be necessary to express explicitly the Moyal interaction as a functional of the fields

$$S_{\text{int}}[\phi] = \sum_{n \geq 1} \frac{g_n}{n} \int d^D x_1 \cdots d^D x_n \mathcal{V}_n(x_1, \dots, x_n) \phi(x_1) \cdots \phi(x_n). \quad (4.10)$$

$\mathcal{V}_n(x_1, \dots, x_n)$ is a distribution on $(\mathbb{R}^D)^n$, invariant under cyclic permutations,

$$\mathcal{V}_n(x_1, x_2, \dots, x_n) = \mathcal{V}_n(x_n, x_1, \dots, x_{n-1}). \quad (4.11)$$

In the commutative limit $\theta \rightarrow 0$, it reduces to a product of Dirac distributions

$$\lim_{\theta \rightarrow 0} \mathcal{V}_n(x_1, \dots, x_n) = \prod_{\substack{j \\ j \neq i}} \delta(x_i - x_j), \quad (4.12)$$

which is invariant under all permutations of $\{1, 2, \dots, n\}$.

Turning back to the noncommutative case $\theta \neq 0$, in lower degree we have $\mathcal{V}_1(x_1) = 1$ and $\mathcal{V}_2(x_1, x_2) = \delta^D(x_1 - x_2)$. The first interesting interaction is \mathcal{V}_3

$$\mathcal{V}_3(x_1, x_2, x_3) = \frac{1}{(\pi\theta)^D} \exp -\frac{2i}{\theta} \left\{ x_1 \cdot Jx_2 + x_2 \cdot Jx_3 + x_3 \cdot Jx_1 \right\}. \quad (4.13)$$

The last expression of \mathcal{V}_3 is very convenient since we can associate to it a triangle with vertices x_1, x_2 and x_3 drawn in cyclic order around its boundary, oriented counterclockwise. In the sequel, it will be convenient to express higher order vertices using triangles glued together in a tree-like manner.

Proposition 4.1 *Let T be a plane tree (i.e. a connected acyclic graph embedded in the plane) with all its inner vertices of degree 3 and its edges labelled using the index set I and let i_1, \dots, i_n be the cyclically ordered labels of some of the edges attached to the leaves (terminal vertices), in counterclockwise order around the tree. Then,*

$$\mathcal{V}_n(x_{i_1}, \dots, x_{i_n}) = \int \prod_{i \in I - \{i_1, \dots, i_n\}} d^D x_i \prod_{\substack{v \\ \text{vertices of } T}} \frac{\exp -\frac{2i}{\theta} \left\{ x_{i_v} \cdot Jx_{j_v} + x_{j_v} \cdot Jx_{k_v} + x_{k_v} \cdot Jx_{i_v} \right\}}{(\pi\theta)^D}, \quad (4.14)$$

with i_v, j_v, k_v the labels of the cyclically ordered edges incident to v .

^aOtherwise the amplitude cannot be written as (4.25) and the hyperbolic polynomial are not defined.

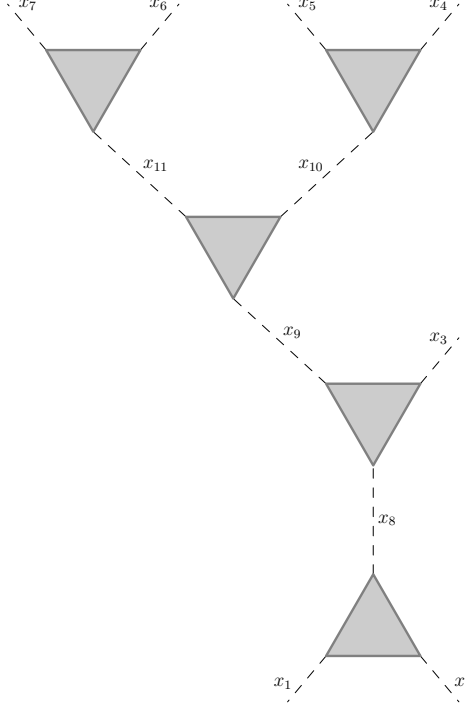


Figure 12: A heptagonal Moyal vertex

Proof. Let us prove this result by induction on the number of inner vertices of T . If T has a single inner vertex, then the equality for $n = 3$ is trivial whereas for $n = 1, 2$ it results from the identity

$$\frac{1}{(\pi\theta)^D} \int d^D y \exp -\frac{2i}{\theta} \{y \cdot Jz\} = \delta^D(z). \quad (4.15)$$

Next, we suppose the result valid for all trees of order less than m and consider a tree T of order $m + 1$. Cut an inner edge in T with label i_0 , which splits T into T' and T'' . Without loss of generality, let us assume that $i_1, \dots, i_{n'}, i_0$ are the labels of the leaves of T' . Then, we separate the vertices of T into vertices of T' and T'' and use the induction assumption for T' and T'' ,

$$\int \prod_{i \in I - \{i_1, \dots, i_n\}} d^D x_i \prod_{\substack{v \\ \text{vertices of } T}} \frac{\exp -\frac{2i}{\theta} \{x_{i_v} \cdot Jx_{j_v} + x_{j_v} \cdot Jx_{k_v} + x_{k_v} \cdot Jx_{i_v}\}}{(\pi\theta)^D} = \int d^D x_{i_0} \mathcal{V}_{n'+1}(x_{i_1}, \dots, x_{i_{n'}}, x_{i_0}) \mathcal{V}_{n-n'+1}(x_{i_0}, x_{i_{n'+1}}, \dots, x_{i_n}). \quad (4.16)$$

To conclude, we need the following lemma.

Lemma 4.2 *The vertices of Moyal interaction obey*

$$\int d^D y \mathcal{V}_{n'+1}(x_{i_1}, \dots, x_{i_{n'}}, y) \mathcal{V}_{n-n'+1}(y, x_{i_{n'+1}}, \dots, x_{i_n}) = \mathcal{V}_n(x_{i_1}, \dots, x_{i_n}) \quad (4.17)$$

for any integer $1 \leq n' \leq n - 1$.

Proof of the lemma.

$$\begin{aligned}
& \int d^D y \mathcal{V}_{n'+1}(x_{i_1}, \dots, x_{i_{n'}}, y) \mathcal{V}_{n-n'+1}(y, x_{i_{n'+1}}, \dots, x_{i_n}) = \\
& \int d^D y d^D y' \delta^D(y - y') \mathcal{V}_{n'+1}(x_{i_1}, \dots, x_{i_{n'}}, y) \mathcal{V}_{n-n'+1}(y', x_{i_{n'+1}}, \dots, x_{i_n}) = \\
& \int \frac{d^D k}{(2\pi)^D} d^D y d^D y' \mathcal{V}_{n'+1}(x_{i_1}, \dots, x_{i_{n'}}, y) e_k(y) \mathcal{V}_{n-n'+1}(y', x_{i_{n'+1}}, \dots, x_{i_n}) e_{-k}(y') \quad (4.18)
\end{aligned}$$

with $e_k(x) = \exp ikx$. Smearing out with functions f_{i_1}, \dots, f_{i_n} , we thus have

$$\begin{aligned}
& \int d^D y d^D x_{i_1} \cdots d^D x_{i_n} \mathcal{V}_{n'+1}(x_{i_1}, \dots, x_{i_{n'}}, y) \mathcal{V}_{n-n'+1}(y, x_{i_{n'+1}}, \dots, x_{i_n}) f_{i_1}(x_{i_1}) \cdots f_{i_n}(x_{i_n}) = \\
& \int \frac{d^D k}{(2\pi)^D} \int d^D x f_{i_1} \star \cdots \star f_{i_{n'}} \star e_k(x) \int d^D x' f_{i_{n'+1}} \star \cdots \star f_{i_n} \star e_{-k}(x') = \\
& \int \frac{d^D k}{(2\pi)^D} \int d^D x f_{i_1} \star \cdots \star f_{i_{n'}}(x) e_k(x) \int d^D x' f_{i_{n'+1}} \star \cdots \star f_{i_n}(x') e_{-k}(x') = \\
& \int d^D x f_{i_1} \star \cdots \star f_{i_{n'}}(x) f_{i_{n'+1}} \star \cdots \star f_{i_n}(x) = \\
& \int d^D x f_{i_1} \star \cdots \star f_{i_{n'}} \star f_{i_{n'+1}} \star \cdots \star f_{i_n}(x) \\
& \int d^D x_{i_1} \cdots d^D x_{i_n} \mathcal{V}_n(x_{i_1}, \dots, x_{i_n}) f_{i_1}(x_{i_1}) \cdots f_{i_n}(x_{i_n}) \quad (4.19)
\end{aligned}$$

where we have repeatedly used

$$\int d^D x f \star g(x) = \int d^D x f(x) g(x). \quad (4.20)$$

□

The lemma ends the proof of (4.14). □

In what follows, we always assume that such a tree has been chosen for every vertex, all choices leading to the same distribution \mathcal{V}_n . Moreover, since \mathcal{V}_3 is conveniently represented as a triangle, we represent the contribution of each vertex of T as a triangle whose vertices are called corners, see figure 12 for an example.

4.2 Parametric representation and the hyperbolic polynomials

Formal perturbative quantum field theory can be compactly formulated within the background field method. In this approach, the main object is the background field effective action defined by the expansion over Feynman graphs (we normalize the path integral in such a way that it takes the value 1 when all the coupling constants vanish)

$$\begin{aligned}
& -\log \int [\mathcal{D}\chi] \exp - \{S_0[\chi] + S_{\text{int}}[\phi + \chi]\} = \\
& - \sum_{\substack{G \text{ connected ribbon graph} \\ \text{with } f(G) \text{ flags}}} \frac{(-g)^{v(G)}}{S_G f(G)!} \int \prod_{1 \leq i \leq f(G)} d^D x_i \mathcal{A}_G(x_1, \dots, x_{f(G)}) \prod_{1 \leq i \leq f(G)} \phi(x_i). \quad (4.21)
\end{aligned}$$

Since the interaction vertices are invariant under cyclic permutations (see (4.11)), the sum runs over all ribbon graphs. The graph also have $f(G)$ flags, which are half-lines that carry the labels of the field insertions $\phi(x_1) \cdots \phi(x_{f(G)})$. S_G is the symmetry factor of the graph (cardinality of the automorphism group of the graph, leaving the flags fixed), $(-g)^{V(G)} = \prod_{v \in V(G)} (-g_{d_v})$, with d_v the degree of v and \mathcal{A}_G is the amplitude, to be defined below.

In the sequel, it will prove convenient to allow edge dependent oscillator frequencies Ω_e , so that we recover the amplitude appearing in (4.21) by setting $\Omega_e = \Omega$.

Definition 4.1. *Let G be a ribbon graph with flags and let us attach a variable $x_i \in \mathbb{R}^D$ to each flag of G and $\Omega_e > 0$ to each edge. The (generalized) amplitude of a ribbon graph with flags is the distribution defined as*

$$\mathcal{A}_G[\Omega, x] = \int \prod_{i \notin F(G)} d^D y_i \prod_{e \in E(G)} \mathcal{K}_{\frac{2\Omega_e}{\theta}}(y_{i_{e,+}}, y_{i_{e,-}}) \prod_{v \in V(G)} \mathcal{V}_{d_v}(y_{i_{v,1}}, \dots, y_{i_{v,d_v}}), \quad (4.22)$$

where we integrate over variables $y_i \in \mathbb{R}^D$ associated to each half-edge of G , with the convention that for a flag we set $y_i = x_f$ without integrating over x_i . $y_{i_{e,+}}, y_{i_{e,-}}$ the variables attached to the ends of e (the order does not matter since the Mehler kernel is symmetric) and $y_{i_{v,1}}, \dots, y_{i_{v,d_v}}$ the variables attached in cyclic order around vertex v .

In the commutative case $\theta = 0$, the vertex (4.12) enforces the identification of all the corners (internal and external) attached to the same vertex and is invariant under all permutations of the half-edges incoming to a vertex. Therefore, the amplitude is assigned to ordinary (i.e. non ribbon) graphs, with flags replaced by external vertices.

Definition 4.2. *Let $\underline{G} = (V, V_{ext}, E)$ be a graph with $V_{ext} \subset V$ the external vertices to which variables $x_v \in \mathbb{R}^D$ are assigned. Let us attach a variable $y_v \in \mathbb{R}^D$ to each vertex of \underline{G} , with the convention that $y_v = x_v$ for an external vertex. The (generalized) commutative amplitude of a graph with external vertices is defined as*

$$\mathcal{A}_{\underline{G}}^{\text{commutative}}[\Omega_e, x_v] = \int \prod_{v \in V - V_{ext}} d^D y_v \prod_{e \in E} \mathcal{K}_{\Omega_e}(y_{v_{e,+}}, y_{v_{e,-}}), \quad (4.23)$$

with Ω_e the edge dependent frequency and $v_{e,+}$ and $v_{e,-}$ the vertices e is attached.

The commutative amplitude is recovered as a limiting case.

Proposition 4.3 *Let G be a ribbon graph with flags and let $V_{ext}(G)$ be the subset of vertices of G carrying flags. Then, for the graph with external vertices $\underline{G} = (V(G), V_{ext}(G), E(G))$*

$$\mathcal{A}_{\underline{G}}^{\text{commutative}}[\Omega_e, x_v] \prod_{v \in V_{ext}(G)} \left\{ \prod_{f \in F_v} \delta(x_v - x_f) \right\} = \lim_{\theta \rightarrow 0} \mathcal{A}_G\left[\frac{\theta}{2}\Omega_e, x_f\right], \quad (4.24)$$

with $\underline{G} = (E(G), V(G), V_{ext}(G))$ and $F_v(G)$ the set of flags attached to v in G and $(x_v)_{v \in V_{ext}(G)}$ and $(x_f)_{f \in F(G)}$ independent variables.

Proof. Note that in the commutative case we use oscillators of frequency Ω_e instead of $\frac{2\Omega_e}{\theta}$. Then, proposition 4.3 follows immediately from (4.12). \square

Even in the general noncommutative case, the integral over all the corners is Gaussian, thanks to peculiar form of the Mehler kernel (4.5) and of the Moyal vertex (4.14). Therefore, the amplitude can be expressed in parametric form as follows, as was first shown in [10].

Theorem/Definition 4.1 *The generalized amplitude (4.25) of the Grosse-Wulkenhaar model for a ribbon graph G (which does not contain an isolated vertex with an even number of flags) with $e(G)$ edges, $v(G)$ vertices and $f(G)$ flags carrying variables $x_i \in \mathbb{R}^D$ is*

$$\mathcal{A}_G(x) = \int \prod_e d\alpha_e \left[\frac{2^{f(G)} \prod_e \Omega_e (1 - t_e^2)}{(2\pi\theta)^{e(G)+f(G)-v(G)} \text{HU}_G(\Omega, t)} \right]^{D/2} \exp -\frac{1}{\theta} \left\{ \frac{\text{HV}_G(\Omega, t, x)}{\text{HU}_G(\Omega, t)} \right\}, \quad (4.25)$$

where the first hyperbolic polynomial $\text{HU}_G(\Omega, t)$ is a polynomial in the edge variables Ω_e and $t_e = \tanh \frac{2\Omega_e \alpha_e}{\theta}$ and the second hyperbolic polynomial $\text{HV}_G(\Omega, t, x)$ is a linear combination of the products $x_i \cdot x_j$ and $x_i \cdot Jx_j$, whose coefficients are polynomials in Ω_e and t_e .

Proof. The key idea is to write the amplitude (4.23) as a Gaussian integral. To begin with, let us first derive a more systematic expression of \mathcal{A}_G . First, we represent each vertex using a plane tree made of triangles, as in proposition 4.1. The corners of the triangles attached to the flags of G are the external corners while the other corners over which we integrate are called internal corners. The internal corners come in three types: related by an edge, common to two triangles or isolated. In this last case, the variable attached to the internal corner acts as a Lagrange multiplier, as in (4.15). Since all the triangles are oriented counterclockwise, we define an antisymmetric adjacency matrix ζ between the corners (internal and external) by

$$\begin{cases} \zeta_{ij} = 1 & \text{if there is a triangle edge oriented from } i \text{ to } j, \\ \zeta_{ij} = -1 & \text{if there is a triangle edge oriented from } j \text{ to } i, \\ \zeta_{ij} = 0 & \text{if there is no triangle edge between } i \text{ and } j. \end{cases} \quad (4.26)$$

Let us denote by C_v^{int} (resp. C_v^{ext}) the set of internal (resp. external) corners attached to the vertex v and define the matrix α (resp. β, γ) by restricting ζ to the lines and columns in C_v^{int} (resp. lines in C_v^{int} and columns in C_v^{ext} , lines and columns in C_v^{ext}). Using (4.14), the contribution of the vertex v to \mathcal{A}_G can be written as

$$\frac{1}{(\pi\theta)^{D|T_v|}} \exp -\frac{i}{\theta} \left\{ \sum_{i,j \in C_v^{\text{int}}} \alpha_{ij} x_i \cdot Jx_j + 2 \sum_{i \in C_v^{\text{int}}, j \in C_v^{\text{ext}}} \beta_{ij} y_i \cdot Jx_j + \sum_{i,j \in C_v^{\text{ext}}} \gamma_{ij} x_i \cdot Jx_j \right\}, \quad (4.27)$$

with $|T_v|$ the number of triangles used in the chosen tree-like representation of v .

In order to define the short and long variables for all edges, we choose an arbitrary orientation on the edges of G and introduce the incidence matrix ϵ between the edges and the internal corners

$$\begin{cases} \epsilon_{ei} = 1 & \text{if } e \text{ arrives at } i, \\ \epsilon_{ei} = -1 & \text{if } e \text{ leaves } i, \\ \epsilon_{ei} = 0 & \text{if } e \text{ is not attached to } i. \end{cases} \quad (4.28)$$

The long and short variables associated with the edge e are

$$u_e = \frac{1}{\sqrt{2}} \left(\sum_i \epsilon_{ei} y_i \right) \quad \text{and} \quad v_e = \frac{1}{\sqrt{2}} \left(\sum_i |\epsilon_{ei}| y_i \right), \quad (4.29)$$

with x_i the variables attached to the corners. We enforce these relations by inserting δ -functions with Lagrange multipliers λ_e and μ_e in the definition of \mathcal{A}_G

$$\int \frac{d\lambda_e}{(\pi\theta)^D} \exp -\frac{2i}{\theta} \left\{ \lambda_e \cdot J \left[u_e - \frac{1}{\sqrt{2}} \left(\sum_i \epsilon_{ei} y_i \right) \right] \right\} \quad (4.30)$$

and

$$\int \frac{d\mu_e}{(\pi\theta)^D} \exp -\frac{2i}{\theta} \left\{ \mu_e \cdot J \left[v_e - \frac{1}{\sqrt{2}} \left(\sum_i |\epsilon_{ei}| y_i \right) \right] \right\}. \quad (4.31)$$

Gathering all the terms together, the expression of the amplitude reads

$$\mathcal{A}_G = \int \prod_e d\alpha_e \quad \frac{1}{\mathcal{N}} \times \int d^N X \exp \left\{ -\frac{1}{2} {}^t X A X + i {}^t X B + \frac{C}{2} \right\}, \quad (4.32)$$

where

$$X = \sqrt{\frac{2}{\theta}} \left(u_e, v_e, \lambda_e, \mu_e, y_i \right) \quad (4.33)$$

is a variable in \mathbb{R}^N with $N = 4e(G)D + |C^{\text{int}}(G)|D$. A is a symmetric $N \times N$ matrix

$$A = \begin{pmatrix} \text{diag}(\Omega_e/t_e) \otimes \text{I}_D & 0 & i\mathbb{I}_{e(G)} \otimes J & 0 & 0 \\ 0 & \text{diag}(\Omega_e t_e) \otimes \text{I}_D & 0 & i\mathbb{I}_{e(G)} \otimes J & 0 \\ -i\mathbb{I}_{e(G)} \otimes J & 0 & 0 & 0 & \frac{i}{\sqrt{2}} \epsilon \otimes J \\ 0 & -i\mathbb{I}_{e(G)} \otimes J & 0 & 0 & \frac{i}{\sqrt{2}} |\epsilon| \otimes J \\ 0 & 0 & -\frac{i}{\sqrt{2}} {}^t \epsilon \otimes J & -\frac{i}{\sqrt{2}} |{}^t \epsilon| \otimes J & i\alpha \otimes J \end{pmatrix}, \quad (4.34)$$

with I_M the identity $M \times M$ matrix. $B \in \mathbb{R}^N$ and $C \in i\mathbb{R}$ are defined by

$$B = \sqrt{\frac{2}{\theta}} \left(0, 0, 0, 0 \sum_{j \in C_v^{\text{ext}}} \beta_{ij} J x_j \right) \quad \text{and} \quad C = -\frac{2i}{\theta} \sum_{i,j \in C_v^{\text{ext}}} \gamma_{ij} x_i \cdot J x_j. \quad (4.35)$$

Finally, the normalization factor is

$$\mathcal{N} = \prod_e \left[\frac{2\Omega_e(1-t_e^2)}{\theta \times 2\pi \times 2t_e} \right]^{D/2} \times \frac{1}{(\pi\theta)^{2e(G)D}} \times \frac{1}{(\pi\theta)^{|T(G)|D}} \times \left(\frac{\theta}{2} \right)^{N/2}, \quad (4.36)$$

whose respective contributions are the normalization factors of the Mehler kernels (4.5), the δ functions for the short and long variables, the contributions of the vertices ($|T(G)|$ is the total number of triangles in the representation of all vertices of G) and the Jacobian of the change of variables to X .

We are now in a position to perform the Gaussian integration over X in (4.32),

$$\mathcal{A}_G = \int \prod_e d\alpha_e \quad \frac{(2\pi)^{N/2}}{\mathcal{N} \sqrt{\det A}} \times \int d^N Z \exp \left\{ -\frac{1}{2} {}^t B A^{-1} B + \frac{C}{2} \right\}, \quad (4.37)$$

where we assumed A to be invertible, as it should be the case by its construction. Alternatively, one could have replaced A by $A = \lambda I_N$ with λ large enough and show afterwards that the limit $\lambda \rightarrow 0$ is well defined. For simplicity, we do not do this here and will show, in proposition 5.5, that $\det A > 0$ provided G does not contain an isolated graph with an even number of flags.

To simplify the normalization factor, let us first derive a topological relation between the number of triangles and internal corners of any representation of the vertices of G using triangles. In each case, the graph obtained by joining the center of adjacent triangles is a forest (i.e. a graph without cycles) with $|T(G)|$ vertices and $v(G)$ connected components, so that there are $|T(G)| - v(G)$ corners common to two triangles. Next, each triangle has 3 corners, which are either attached to flags or internal corners, with the internal corners common to two triangles counted twice. Accordingly, $3|T(G)| = |C^{\text{int}(G)}| + f(G) + (|T(G)| - v(G))$, so that

$$2|T(G)| = |C^{\text{int}(G)}| + f(G) - v(G). \quad (4.38)$$

Using this relation, we get

$$\frac{(2\pi)^{D/2}}{\mathcal{N}} = \frac{(2\pi\theta)^{|C^{\text{int}(G)}|}}{(2\pi\theta)^{e(G)}(\pi\theta)^{2|T(G)||2|C^{\text{int}(G)}|}} = 2^{f(G)-v(G)}(2\pi\theta)^{v(G)-e(G)-f(G)}. \quad (4.39)$$

To define $\text{HU}_G(\Omega, t)$ it is helpful to note that the matrix A can be written as

$$A = D \otimes I_D + R \otimes \iota J, \quad (4.40)$$

with D diagonal and R antisymmetric. The matrix $P^{-1}\iota J P$ with P the $D \times D$ block diagonal matrix made of 2×2 blocks $\begin{pmatrix} \frac{\iota}{\sqrt{2}} & -\frac{\iota}{\sqrt{2}} \\ \frac{1}{\sqrt{2}} & \frac{1}{\sqrt{2}} \end{pmatrix}$ is diagonal with blocks $\begin{pmatrix} 1 & 0 \\ 0 & -1 \end{pmatrix}$.

Therefore,

$$\det A = [\det(D + R)]^{D/2} \times [\det(T - R)]^{D/2} = [\det(D + R)]^D \quad (4.41)$$

since $\det(T - R) = \det {}^t(D - R) = \det(D + R)$. Thus,

$$\text{HU}_G(\Omega, t) = 2^{v(G)} \left[\prod_e t_e \right] \det(D + R) \quad (4.42)$$

is a polynomial in t_e (because of the multiplication by $\prod_e t_e$) and in Ω_e and

$$\frac{(2\pi)^{N/2}}{\mathcal{N}\sqrt{\det A}} = \left[\frac{2^{f(G)} \prod_e \Omega_e (1 - t_e^2)}{(2\pi\theta)^{e(G)+f(G)-v(G)} \text{HU}_G(\Omega, t)} \right]^{D/2}, \quad (4.43)$$

which corresponds to the prefactor in (4.25).

Finally, taking into account (4.42), we define the second hyperbolic polynomial as

$$\text{HV}_G(\Omega, t, x) = 2^{v(G)} \theta \left[\prod_e t_e \right] \det(D + R) [{}^t B A^{-1} B + C]. \quad (4.44)$$

The only non trivial assertion to check is its polynomial dependence on t_e . The latter follows from

$$A^{-1} = (D + R)^{-1} \otimes \left(\frac{1+\iota J}{2} \right) + (T - R)^{-1} \otimes \left(\frac{1-\iota J}{2} \right), \quad (4.45)$$

so that $\left[\prod_e t_e \right] \det(D + R) A^{-1}$ is a matrix of polynomials in t_e since $\left[\prod_e t_e \right] \det(D + R)(D + R)^{-1}$ and $\left[\prod_e t_e \right] \det(T - R)(T - R)^{-1}$ are. \square

Remark. When expressed in term of Ω and t , both hyperbolic polynomials $\text{HU}_G(\Omega, t)$ and $\text{HV}_G(\Omega, t, x)$ do not depend on θ . This is the consequence of the use of the Mehler kernel $\mathcal{K}_{\tilde{\Omega}}$ in the kinetic term, with $\tilde{\Omega} = \frac{2\Omega}{\theta}$. However, there is an implicit θ dependence in the relation between t and α .

5 Hyperbolic polynomials as graph polynomials

5.1 Reduction relation for the first hyperbolic polynomial

In general, it is not very convenient to study the hyperbolic polynomials starting from the relations (4.42) and (4.44). It is preferable to compute the determinants by a series of successive reductions, instead of trying to manipulate them in one go. This leads to the following reduction relation.

Theorem 5.1 *The first hyperbolic polynomial HU_G , defined by (4.42) for any ribbon graph with flags, is multiplicative over disjoint unions, obeys the reduction relation*

$$\text{HU}_G = t_e \text{HU}_{G-e} + t_e \Omega_e^2 \text{HU}_{G \vee e} + \Omega_e \text{HU}_{G^e-e} + \Omega_e t_e^2 \text{HU}_{G^e \vee e} \quad (5.1)$$

for any edge e . Furthermore, for the graph V_n consisting of an isolated vertex with n flags, we have

$$\text{HU}_{V_n} = \begin{cases} 2 & \text{if } n \text{ is even,} \\ 0 & \text{if } n \text{ is odd.} \end{cases} \quad (5.2)$$

Proof. Let us recall the defining relation (4.42) of the first hyperbolic polynomial as a determinant,

$$\text{HU}_G(\Omega, t) = 2^{v(G)} \left[\prod_e t_e \right] \det(D + R). \quad (5.3)$$

The multiplicativity follows readily from (4.42) since the adjacency and incidence matrices of a disjoint union are block diagonal.

Although all the graphical operations appearing in the reduction relations can be performed on the lines and columns of $D + R$, it is much more economical to derive them using technics from Grassmannian calculus (see for instance [1] for a recent overview of Grassmannian calculus). To proceed, write the determinant as a Gaussian integral over Grassmann variables with $\{\rho, \sigma\} \in \{u_e, v_e, \lambda_e, \mu_e, y_i\}^b$,

$$\det(D + R) = \int \prod_{\rho} d\bar{\psi}_{\rho} d\psi_{\rho} \exp - \left\{ \sum_{\rho, \sigma} \bar{\psi}_{\rho} (D + R)_{\rho\sigma} \psi_{\sigma} \right\}. \quad (5.4)$$

Next, we perform the change of variables of

$$\begin{cases} \bar{\psi}_{\rho} &= \frac{1}{\sqrt{2}}(\chi_{\rho} - \eta_{\rho}), \\ \psi_{\rho} &= \frac{1}{\sqrt{2}}(\chi_{\rho} + \eta_{\rho}), \end{cases} \quad \text{with Jacobian} \quad \frac{D(\bar{\psi}, \psi)}{D(\chi, \eta)} = i. \quad (5.5)$$

^bFor the sake of clarity we use here the same letter for indices and the corresponding integration variables in the previous section.

Because all Grassmann variables anticommute, the determinant is expressed as

$$\det(D + R) = \int \prod_{\rho} [-i d\chi_{\rho} d\eta_{\rho}] \exp i \left\{ \sum_{\rho} d_{\rho} \chi_{\rho} \eta_{\rho} \right\} \exp -\frac{1}{2} \left\{ \sum_{\rho, \sigma} R_{\rho\sigma} (\chi_{\rho} \chi_{\sigma} + \eta_{\rho} \eta_{\sigma}) \right\}, \quad (5.6)$$

with $d_{\rho} = \frac{\Omega_e}{t_e}$ (resp. $d_{\rho} = \Omega_e t_e$) for $\rho = u_e$ (resp. $\rho = v_e$) and 0 otherwise. Note that $\int \prod_{\rho} d\chi_{\rho} \exp -\frac{1}{2} \left\{ \sum_{\rho, \sigma} R_{\rho\sigma} \chi_{\rho} \chi_{\sigma} \right\}$ (or the equivalent expression using η) is the Pfaffian of the antisymmetric matrix $R_{\rho\sigma}$.

Let us select a particular edge e from the corner i to the corner j and expand the related exponential

$$\det(D + R) = \int \prod_{\rho} [-i d\chi_{\rho} d\eta_{\rho}] \left(1 + i \frac{\Omega_e}{t_e} \eta_{u_e} \chi_{u_e} + i \Omega_e t_e \eta_{v_e} \chi_{v_e} - (\Omega_e)^2 \eta_{u_e} \chi_{u_e} \eta_{v_e} \chi_{v_e} \right) \times \exp i \left\{ \sum_{\rho \neq u_e, v_e} d_{\rho} \chi_{\rho} \eta_{\rho} \right\} \exp -\frac{1}{2} \left\{ \sum_{\rho, \sigma} R_{\rho\sigma} (\chi_{\rho} \chi_{\sigma} + \eta_{\rho} \eta_{\sigma}) \right\}. \quad (5.7)$$

Moreover, since the operations on the variables η and χ are identical and independent, we perform them explicitly only on η . In the sequel, we repeatedly use the following elementary result from Grassmannian calculus

Lemma 5.2 *Let F be a function of the Grassmann variables η_1, η_2, \dots (i.e. an element of the exterior algebra generated by η_1, η_2, \dots). Then*

$$\int d\eta_1 \eta_1 F(\eta_1, \eta_2, \dots) = F(0, \eta_2, \dots), \quad (5.8)$$

and its corollary, the integral representation of the Grassmannian δ function

$$\int d\eta_0 d\eta_1 \exp a \{ \eta_0 \eta_1 \} F(\eta_1, \eta_2, \dots) = d\eta_1 a \delta(\eta_1) F(\eta_1, \eta_2, \dots) = a F(0, \eta_2, \dots). \quad (5.9)$$

It is convenient to explicit all the terms involving the edge e in the Pfaffian

$$\sum_{\rho, \sigma} R_{\rho\sigma} \eta_{\rho} \eta_{\sigma} = \eta_{u_e} \eta_{\lambda_e} + \lambda_{v_e} \eta_{\mu_e} + \frac{1}{\sqrt{2}} \eta_{\lambda_e} (\eta_{y_j} - \eta_{y_i}) + \frac{1}{\sqrt{2}} \eta_{\mu_e} (\eta_{y_j} + \eta_{y_i}) + \dots. \quad (5.10)$$

To alleviate the expressions, we make the convention that in the following we only represent the part of the Grassmann integral affected by the equations.

The first term in (5.7),

$$\int d\eta_{u_e} d\eta_{v_e} d\eta_{\lambda_e} d\eta_{\mu_e} \exp - \left\{ \eta_{u_e} \eta_{\lambda_e} + \lambda_{v_e} \eta_{\mu_e} + \frac{1}{\sqrt{2}} \eta_{\lambda_e} (\eta_{y_j} - \eta_{y_i}) + \frac{1}{\sqrt{2}} \eta_{\mu_e} (\eta_{y_j} + \eta_{y_i}) + \dots \right\}, \quad (5.11)$$

corresponds to the deletion of e in G since the integration over η_{u_e} and η_{v_e} sets $\eta_{\lambda_e} = \eta_{\mu_e} = 0$ by using (5.9). Then, the corners i and j remain as isolated corners. Let us note that the factors of i cancel since we integrate over 4 pairs $\chi_{\rho} \eta_{\rho}$ and that no extra sign arise

form the commutation of $d\chi_\rho$ and $d\eta_\rho$, since the latter are always performed pairwise on χ_ρ and η_ρ .

In the second term,

$$\int d\eta_{u_e} d\eta_{v_e} d\eta_{\lambda_e} d\eta_{\mu_e} \eta_{u_e} \exp - \left\{ \eta_{u_e} \eta_{\lambda_e} + \lambda_{v_e} \eta_{\mu_e} + \frac{1}{\sqrt{2}} \eta_{\lambda_e} (\eta_{y_j} - \eta_{y_i}) + \frac{1}{\sqrt{2}} \eta_{\mu_e} (\eta_{y_j} + \eta_{y_i}) + \dots \right\}, \quad (5.12)$$

we have $\eta_{u_e} = 0$ and the integration over η_{v_e} sets $\eta_{\mu_e} = 0$ with an extra sign. The remaining integration over η_{λ_e} enforces $\delta(\eta_{y_i} - \eta_{y_j})$ after integration over with an extra factor of $-1/\sqrt{2}$ using (5.9). To relate this operation to the deletion in the partial dual G^e , we need to distinguish two cases.

- If e is not a loop, then $G^e - e$ results from the identification of the corners i and j (belonging to two different vertices) to get a single vertex, as required by $\eta_{y_i} = \eta_{y_j}$. Taking into account both Pfaffians and the prefactor $2^{v(G)}$, we get $\left(\frac{1}{\sqrt{2}}\right)^2 \times 2^{v(G)} = 2^{v(G^e - e)}$. After taking into account the variables χ_ρ and η_ρ , we integrate over an odd number of pairs, so that a factor of i remains, which cancels with the one in (5.7).
- Let us suppose that e is a loop. Using the freedom we have in representing the vertex using triangles, we may always assume that i and j lie on adjacent triangles (ikl) and (jkm) with a common corner k and related to the remaining part of the graph by two additional corners l and m .

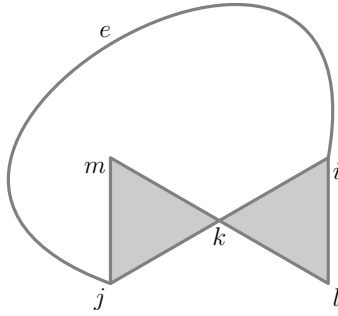


Figure 13: A loop e

The contribution of the two triangles to the Pfaffian is

$$\exp - \{ \eta_{y_i} \eta_{y_k} + \eta_{y_k} \eta_{y_l} + \eta_{y_l} \eta_{y_i} + \eta_{y_j} \eta_{y_k} + \eta_{y_k} \eta_{y_m} + \eta_{y_m} \eta_{y_j} \}. \quad (5.13)$$

After the identification $\eta_{y_i} = \eta_{y_j}$, the contribution of the triangles ikl and jkm reads

$$\int d\eta_{y_i} d\eta_{y_k} \exp - \{ 2\eta_{y_k} \eta_{y_i} + (\eta_{y_i} - \eta_{y_k})(\eta_{y_l} + \eta_{y_m}) \} = \int d\eta_+ d\eta_- \exp - \{ 2\eta_+ \eta_- + \sqrt{2} \eta_- (\eta_{y_l} + \eta_{y_m}) \}, \quad (5.14)$$

using the change of variables $\eta_{\pm} = \frac{\eta_{y_i} \pm \eta_{y_k}}{\sqrt{2}}$. Using (5.9), the integration over η_+ sets $\eta_- = 0$ with an extra -2 , so that the contribution of the two triangles is trivial. Therefore, we suppress the latter, which is nothing but the deletion of e in G^e . Finally, the factors of 2 are $\left(\frac{1}{\sqrt{2}}\right)^2 \times 2^2 \times 2^{v(G)} = 2 \times 2^{v(G)} = 2^{v(G^e-e)}$ since e is a loop. The signs and factors of i also cancel since we integrate over 7 pairs of variables.

The third term,

$$\int d\eta_{u_e} d\eta_{v_e} d\eta_{\lambda_e} d\eta_{\mu_e} \eta_{v_e} \exp - \left\{ \eta_{u_e} \eta_{\lambda_e} + \eta_{v_e} \eta_{\mu_e} + \frac{1}{\sqrt{2}} \eta_{\lambda_e} (\eta_{y_j} - \eta_{y_i}) + \frac{1}{\sqrt{2}} \eta_{\mu_e} (\eta_{y_j} + \eta_{y_i}) + \dots \right\}, \quad (5.15)$$

is very similar to the second one, except that the integration over $\eta_{u_e}, \eta_{v_e}, \eta_{\lambda_e}$ results in

$$\int d\eta_{\mu_e} \exp - \left\{ (\eta_{\mu_e}) \frac{\eta_{y_i} + \eta_{y_j}}{\sqrt{2}} \right\}. \quad (5.16)$$

Again, we distinguish two cases

- If e is not a loop, let us set a new variable $\eta_{y_p} = \frac{\eta_{\mu_e}}{\sqrt{2}}$ (p does not correspond to an existing corner in G), so that

$$\int d\eta_{\mu_e} \exp - \left\{ (\eta_{\mu_e}) \frac{\eta_{y_i} + \eta_{y_j}}{\sqrt{2}} \right\} = \frac{1}{\sqrt{2}} \int d\eta_{y_p} \exp - \left\{ \eta_{y_p} \eta_{y_i} + \eta_{y_p} \eta_{y_j} \right\}. \quad (5.17)$$

This is the contribution of two triangles (piq) and (pjr) attached by a common corner p with flags on q and r , so that there are no terms in $\eta_{y_q} = \eta_{y_r} = 0$. Graphically, it corresponds to identifying the corners i and j with two extra flags separating the two parts of the graph that were attached to the corners i and j . This is the cut of e in the partial dual G^e .

- If e is a loop, then we perform the integration over η_{μ_e} which enforces $\eta_{y_i} + \eta_{y_j} = 0$ with an extra factor $\frac{-1}{\sqrt{2}}$. As in the discussion of the second case, without loss of generality we assume that i and j lie on adjacent triangles (ikl) and (jkm) whose contribution is given by (5.13). After the identification $\eta_{y_j} = -\eta_{y_i}$, we are left with

$$\begin{aligned} \int d\eta_{y_i} d\eta_{y_k} \exp - \left\{ (\eta_{y_i} - \eta_{y_k}) \eta_{y_i} + (\eta_{y_i} + \eta_{y_k}) \eta_{y_m} \right\} = \\ \int d\eta_+ d\eta_- \exp - \left\{ \sqrt{2} \eta_- \eta_{y_i} + \sqrt{2} \eta_+ \eta_{y_m} \right\}, \end{aligned} \quad (5.18)$$

using the change of variables $\eta_{\pm} = \frac{\eta_{y_i} \pm \eta_{y_k}}{\sqrt{2}}$. Using (5.9), the integration over η_+ and η_- sets $\eta_{y_i} = \eta_{y_m} = 0$ with an extra factor of 2, so that the contribution of the two triangles is trivial. Therefore, we suppress the latter, which is nothing but the deletion of e in G^e . As in the previous case, all the factors of -1 , 2 and i cancel after we take into account the contributions of both Pfaffians.

The fourth term,

$$\int d\eta_{u_e} d\eta_{v_e} d\eta_{\lambda_e} d\eta_{\mu_e} \eta_{u_e} \eta_{v_e} \exp - \left\{ \eta_{u_e} \eta_{\lambda_e} + \lambda_{v_e} \eta_{\mu_e} + \frac{1}{\sqrt{2}} \eta_{\lambda_e} (\eta_{y_j} - \eta_{y_i}) + \frac{1}{\sqrt{2}} \eta_{\mu_e} (\eta_{y_j} + \eta_{y_i}) + \dots \right\}, \quad (5.19)$$

represents the cut of e in G since the integration over η_{u_e} and η_{v_e} sets $\eta_{\lambda_e} = \eta_{\mu_e} = 0$ by using (5.8). The remaining integrations over η_{λ_e} and η_{μ_e} can be written as

$$\int d\eta^+ d\eta^- \exp \{ \eta_+ \eta_{y_j} + \eta_- \eta_{y_i} \} \quad \text{with} \quad \eta_{\pm} = \frac{\eta_{\mu_e} \pm \eta_{\lambda_e}}{\sqrt{2}}, \quad (5.20)$$

which imposes $\eta_{y_i} = \eta_{y_j} = 0$. Graphically, this means that the corners i and j become flags, which yields $G \vee e$. Here, there are neither powers of 2, nor extra signs arising from the operations. However, we integrate over 6 pairs of variables, so that the Jacobians yield -1, which cancel with the sign in (5.7).

Finally, let us prove the assertion concerning the isolated vertices. In this case, $D + R$ reduces to α , the antisymmetric adjacency matrix α of the internal corners of the graph, defined in the proof of theorem 4.1. For a vertex with an even number of flags, we have an odd number of internal corners because of the relation (4.38), so that

$$\text{HU}_{V_{2n}} = 2 \det(\alpha) = 0. \quad (5.21)$$

In case of an even number of flags

$$\text{HU}_{V_{2n+1}} = 2 \det(\alpha) = 2 [\text{Pf}(\alpha)]^2. \quad (5.22)$$

Recall that the Pfaffian of a $2n \times 2n$ antisymmetric matrix is defined as

$$\text{Pf}(\alpha) = \sum_{\pi \in \Pi_n} (-1)^{\text{sign}(\pi)} \alpha_{\pi(1), \pi(2)} \alpha_{\pi(3), \pi(4)} \cdots \alpha_{\pi(2n-1), \pi(2n)}, \quad (5.23)$$

with Π_n the subset of the permutations of $\{1, 2, \dots, 2n\}$ such that $\pi(2i-1) < \pi(2i)$ for any $1 \leq i \leq n$ and $\pi(1) < \pi(3) < \dots < \pi(2n-1)$. Accordingly, if α is the adjacency matrix of a graph, its Pfaffian is a sum over all its perfect matchings, with relative signs. In the case of the graph build with the edges of the triangles pertaining to a vertex of odd degree and with all the external corners and the triangle edges attached to them removed, it is easy to show by induction on the number of triangles, that there is a unique perfect matching on the triangle edges, with the convention that the empty graph has a unique perfect matching, the empty one. Therefore $\text{Pf}(\alpha) = \pm 1$, so that $\text{HU}_{V_{2n+1}} = 2$. \square

For a graph with $e(G)$ edges, the reduction relation (5.1) involves $4^{e(G)}$ operations, many of them leading to terminal forms containing a vertex of even degree. For $E(G) \geq 3$, it is therefore not very convenient to compute HU_G using the reduction relation. However, it is instructive to see how it works on the simplest examples with 1 and 2 edges.

Example 5.1 (Bridge with flags) *Let $B_{m,n}$ be the bridge (i.e. one edge and two vertices) with m flags on one vertex and n flags on the other one. Then, the reduction relation reads*

$$\text{HU}_{B_{m,n}}(\Omega_1, t_1) = t_1 \text{HU}_{V_m \cup V_n} + t \Omega_1^2 \text{HU}_{V_{m+1} \cup V_{n+1}} + \Omega_1 \text{HU}_{V_{m+n}} + \Omega_1 t_1^2 \text{HU}_{V_{m+n+2}}, \quad (5.24)$$

, so that we obtain

$$\text{HU}_{B_{m,n}}(\Omega_1, t) = \begin{cases} 4t_1\Omega_1^2 & \text{if } m \text{ and } n \text{ are even,} \\ 4t_1 & \text{if } m \text{ and } n \text{ are odd,} \\ 2\Omega_1(1+t_1^2) & \text{otherwise.} \end{cases} \quad (5.25)$$

Example 5.2 (Loop with flags) Let $L_{m,n}$ be the loop (i.e. one edge and one vertex) with m flags on one face and n flags on the other one. The reduction relation

$$\text{HU}_{L_{m,n}}(\Omega_1, t_1) = \Omega_1 \text{HU}_{V_m \cup V_n} + t \text{HU}_{V_{m+n}} + \Omega_1 t_1^2 \text{HU}_{V_{m+1} \cup V_{n+1}} + t_1 \Omega_1^2 \text{HU}_{V_{m+n+2}}, \quad (5.26)$$

implies

$$\text{HU}_{L_{m,n}}(\Omega_1, t_1) = \begin{cases} 4\Omega_1 t_1^2 & \text{if } m \text{ and } n \text{ are even,} \\ 4\Omega_1 & \text{if } m \text{ and } n \text{ are odd,} \\ 2t_1(1+\Omega_1^2) & \text{otherwise.} \end{cases} \quad (5.27)$$

Example 5.3 (Cycle of length 2 without flags) Let us consider a cycle of length two without flags. The reduction relation reads

$$\text{HU}_{\substack{\text{cycle} \\ 2 \text{ edges, no flag}}}(\Omega_1, \Omega_2, t_1, t_2) = t_1 \text{HU}_{B_{0,0}}(\Omega_2, t_2) + t_1 \Omega_1^2 \text{HU}_{B_{1,1}}(\Omega_2, t_2) + \Omega_1 \text{HU}_{L_{0,0}}(\Omega_2, t_2) + \Omega_1 t_1^2 \text{HU}_{V_{1,1}}(\Omega_2, t_2), \quad (5.28)$$

and we get, using the previous two examples,

$$\text{HU}_{\substack{\text{cycle} \\ 2 \text{ edges, no flag}}}(\Omega_1, \Omega_2, t_1, t_2) = 4(t_1^2 + t_2^2)\Omega_1\Omega_2 + 4(\Omega_1^2 + \Omega_2^2)t_1t_2. \quad (5.29)$$

5.2 Some properties of HU_G as a graph polynomial

We are now ready to give the combinatorial expression of the first hyperbolic polynomial.

Theorem 5.3 *The first hyperbolic polynomial can be expressed as*

$$\text{HU}_G(\Omega, t) = \mathcal{Q}_G(t, \Omega, \Omega t^2, t\Omega^2, r), \quad (5.30)$$

with $r_{2n+1} = 2$ and $r_{2n} = 0$, or explicitly,

$$\text{HU}_G(\Omega, t) = \sum_{\substack{A, B \subseteq E(G) \\ \text{admissible}}} \left\{ 2^{v(G^A)} \left(\prod_{e \in A^c \cap B^c} t_e \right) \left(\prod_{e \in A^c \cap B} t_e \Omega_e^2 \right) \left(\prod_{e \in A \cap B^c} \Omega_e \right) \left(\prod_{e \in A \cap B} \Omega_e t_e^2 \right) \right\}, \quad (5.31)$$

with (A, B) admissible if each vertex of the graph obtained from G^A by cutting the edges in B and deleting those in B^c has an odd number of flags.

Proof. Recall that for ribbon graph with flags the polynomial $\mathcal{Q}_G(x, y, z, w, r)$, depending on four variables (x_e, t_e, z_e, w_e) for each edge and a sequence $(r_n)_{n \in \mathbb{N}}$, is defined as

$$\mathcal{Q}_G(x, y, z, w, r) = \sum_{A, B \subseteq E(G)} \left\{ \left(\prod_{v \in V(G^A)} r_{d_v} \right) \left(\prod_{e \in A^c \cap B^c} x_e \right) \left(\prod_{e \in A^c \cap B} w_e \right) \left(\prod_{e \in A \cap B^c} y_e \right) \left(\prod_{e \in A \cap B} z_e \right) \right\} \quad (5.32)$$

The graph polynomial \mathcal{Q}_G can be characterized as the unique graph polynomial which is multiplicative over disjoint unions, that obeys the reduction relation

$$\mathcal{Q}_G = x_e \mathcal{Q}_{G-e} + w_e \mathcal{Q}_{G \vee e} + y_e \mathcal{Q}_{G^e - e} + z_e \mathcal{Q}_{G^e \vee e}, \quad (5.33)$$

for any edge $e \in E(G)$ and that takes the value $\mathcal{Q}_{V_n}(x, y, z, w, r) = r_n$ on a isolated vertex with n flags, see definition 3.2. These three conditions are precisely the content of theorem 5.1, with $x_e = t_e$, $y_e = \Omega_e$, $z_e = \Omega_e t_e^2$, $w_e = t_e \Omega_e^2$, $r_{2n} = 0$ and $r_{2n+1} = 2$. The relation $r_{2n} = 0$ reduces the summation to admissible subsets (A, B) and $r_{2n+1} = 2$ yields a factor of 2 for each vertex of G_A . \square

This formula can be used to compute $\text{HU}_G(\Omega, t)$ for simple examples that admit many symmetries. Otherwise there are many possibilities for the subsets A and B that have to be treated, many of them being non admissible.

Example 5.4 (Planar banana with three edges) *Let us consider the planar graph with two vertices and three edges, all of three having both ends attached to different vertices. With $A = \emptyset$, we must have $|B|$ odd. Thus, we get four terms*

$$4t_1 t_2 t_3 (\Omega_1^2 + \Omega_2^2 + \Omega_3^2 + \Omega_1^2 \Omega_2^2 \Omega_3^2), \quad (5.34)$$

If $|A| = 1$, G^A has a single vertex without flags, so that no cut could yield an odd number of flags. When $|A| = 2$, let us suppose that $A = \{1, 2\}$ for definiteness. Then, G^A is a cycle with two edges 1 and 2 and an extra loop 3 attached to one of the vertices. We have 4 possibilities for B : $\{1\}$, $\{2\}$, $\{1, 3\}$ and $\{2, 3\}$, that yield the monomials:

$$4\Omega_1 \Omega_2 (t_1^2 t_3 + t_2^2 t_3 + t_1^2 t_3 \Omega_3^2 + t_2^2 t_3 \Omega_3^2). \quad (5.35)$$

By cyclic symmetry, we construct 8 other terms that correspond to $A = \{2, 3\}$ and $A = \{1, 3\}$. Finally, with $|A| = 3$, G^A is a triangle and there is no way to get only odd vertices after cutting. Therefore, we obtain

$$\text{HU}_{\substack{\text{planar} \\ 3\text{-banana}}}(\Omega, t) = 4 \left[t_1 t_2 t_3 [\Omega_1^2 + \Omega_2^2 + \Omega_3^2 + \Omega_1^2 \Omega_2^2 \Omega_3^2] + t_1 \Omega_2 \Omega_3 [t_2^2 + t_3^2 + \Omega_1^2 (t_2^2 + t_3^2)] \right. \\ \left. + t_2 \Omega_1 \Omega_3 [t_1^2 + t_3^2 + \Omega_2^2 (t_1^2 + t_3^2)] + t_3 \Omega_1 \Omega_2 [t_1^2 + t_2^2 + \Omega_3^2 (t_1^2 + t_2^2)] \right], \quad (5.36)$$

A first consequence of theorem 5.3 is the invariance of the first hyperbolic polynomial under partial duality, provided we interchange some of the variables Ω and t .

Corollary 5.4 For any $A \subset E(G)$, the first hyperbolic polynomial transforms under partial duality as

$$\text{HU}_{G^A}(\Omega_A, t_A) = \text{HU}_G(\Omega, t), \quad (5.37)$$

with

$$\begin{cases} [\Omega_A]_e = t_e, & [t_A]_e = \Omega_e & \text{for } e \in A, \\ [\Omega_A]_e = \Omega_e, & [t_A]_e = t_e & \text{for } e \notin A. \end{cases} \quad (5.38)$$

Proof. This is an immediate consequence of the relation between HU_G and \mathcal{Q}_G and of the transformation of \mathcal{Q}_G under partial duality, see theorem 3.3. \square

Remark. It is worthwhile to notice that this is a rather strong result, since the duality holds with respect to any subset of edges for all graphs, in contradistinction with the commutative case, where only the duality with respect to all edges holds for a planar graph. Note that this property also holds for the noncommutative field theories with Moyal interaction and heat-kernel propagator (see corollary 6.5), since in this case we obtain an evaluation of the multivariate Bollobás-Riordan polynomial, which is invariant under partial duality.

Let us illustrate the use of the partial duality on a simple example.

Example 5.5 (Non-planar double tadpole) The partial dual of a cycle of length 2 with respect to one of its edges is the non-planar double tadpole (i.e. the non planar graph with one vertex and two edges). Thus, using the result of example 5.3

$$\text{HU}_{\substack{\text{non-planar} \\ \text{double tadpole}}}(t_1, t_2, \Omega_1, \Omega_2) = \text{HU}_{C_2}(t_1, \Omega_2, \Omega_1, t_2) = 4(\Omega_1^2 + t_2^2)t_1\Omega_2 + 4(t_1^2 + \Omega_2^2)\Omega_1t_2. \quad (5.39)$$

Note that we obtain the same result if we perform the partial duality on edge 2, since they are symmetric. Partial duality with respect to both edges yields another cycle of length 2, with variables all variables Ω and t interchanged.

Before we deal with particular classes of graphs, let us show that HU_G is not identically 0, except for a particular case.

Proposition 5.5 HU_G is identically 0 only for a graph containing an isolated vertex of even degree.

Proof. We have already seen that on a isolated vertex $\text{HU}_G = 0$ if only if G has an even number of flags. Using the multiplicativity over disjoint unions, it remains to show that HU_G is not identically zero for a graph with at least one edge. To construct a monomial with a non zero coefficient, let us choose a spanning tree T in G and an edge $e \in E(T)$. The tree $T/(E(T) - \{e\})$ obtained by contracting all edges of T but e has two vertices v_1 and v_2 . If v_1 and v_2 both carry an odd number of flags then set $A = E(T) - \{e\}$ and $B = \emptyset$. If v_1 and v_2 both carry an even number of flags then set $A = E(T) - \{e\}$ and $B = \{e\}$. If one of the vertices carries an odd number of flags and the other an even one, then set $A = E(T)$ and $B = \emptyset$. Then, with these choices of A and B , the corresponding monomial in (5.31) is always non zero. \square

Remark. Since all the coefficients of the monomials of HU_G are positive as a consequence of the reduction relation, this shows that $\text{HU}_G(\Omega, t) = 0$ is possible for $t_e > 0$ and $\Omega_e > 0$ if and only if G contains an isolated vertex with an even number of flags. Thus, $\det A > 0$ in the Gaussian integration (4.37) if there is no isolated vertex of even degree.

For trees, it is possible to obtain a formula that collects the contribution of various subsets A and B .

Proposition 5.6 For a tree T with flags, the first hyperbolic polynomial reads

$$\text{HU}_T(\Omega, t) = \sum_{A \subset E(T)} \sum_{\substack{B \subset E(T)-A \\ (B, V(T/A)) \text{ odd}}} \left\{ 2^{|E(T)|-|A|+1} \prod_{e \in A} \Omega_e (1+t_e^2) \prod_{e' \in B} \Omega_{e'} t_{e'} \prod_{e'' \in E(T)-(A \cup B)} t_{e''} \right\}, \quad (5.40)$$

with T/A the graph resulting from the contraction of the edges in A and a graph is said to be odd if all its vertices have an odd number of attached half-lines, flags included.

Proof. If $e(T) = 0$, then $T = V_n$ is an isolated vertex and $A = B = \emptyset$, so that $(B, V(T/A)) = V_n$ and we recover (5.2). If $e(T) = 1$, then $T = B_{m,n}$ is a bridge with flags and (5.40) reproduces (5.25). Let us now prove the result by induction on $e(T)$, singling out an edge e and using the reduction relation

$$\text{HU}_T = \Omega_e \text{HU}_{T^e-e} + \Omega_e t_e^2 \text{HU}_{T^e \vee e} + t_e \text{HU}_{T-e} + t_e \Omega_e^2 \text{HU}_{T \vee e}. \quad (5.41)$$

The graphs $T_1 = T^e - e$ and $T_2 = T^e \vee e$ are trees whereas $T - e = T_3 \cup T_4$ and $T \vee e = T_5 \cup T_6$ are disjoint unions of 2 trees. All the trees have less than $e(T)$ edges so that we may apply the induction assumption, with a sum over $A_i, B_i \subset E(T_i)$.

For the first two terms, we gather terms for which $A_1=A_2$ and define $A = A_1 \cup \{e\}$. Then, with $B = B_1$ or $B = B_2$, the graph $(B, V(T/A))$ is odd if only if $(B_1, V(T_1/A_1))$ or $(B_2, V(T_2/A_2))$ are and the powers of 2 agree, $2^{E(T)-|A|+1} = 2^{E(T^e-e)-|A_1|+1} = 2^{E(T^e \vee e)-|A_2|+1}$. This reproduces the terms in (5.40) such that $e \in A$.

In the case of $T - e$, HU_{T-e} factorizes as two independent summations over (A_3, B_3) and (A_4, B_4) and we set $A = A_3 \cup A_4$ and $B = B_3 \cup B_4$. The graph $(B, V(T/A))$ is odd if only if $(B_1, V(T_1/A_1))$ and $(B_2, V(T_2/A_2))$ are and the powers of 2 agree, $2^{E(T)-|A|+1} = 2^{E(T_1)-|A_1|+1} 2^{E(T_2)-|A_3|+1}$. This reproduces in (5.40) the terms such that $e \notin A$ and $e \notin B$.

For $T \vee e$, we proceed similarly with $A = A_5 \cup A_6$ and $B = B_5 \cup B_6 \cup \{e\}$ and recover the terms in (5.40) for which $e \notin A$ and $e \in B$. \square

Let us illustrate the use of proposition 5.6 on some simple examples.

Example 5.6 (n-star tree without flags) Consider the n -star tree \star_n is made of one n -valent vertex, attached to n univalent ones, all without flags. Since all the edges not in A are necessarily in B (otherwise the leaves yield vertices without flag),

$$\text{HU}_{\star_n}(\Omega, t) = \sum_{\substack{A \subset E(\star_n) \\ |A|+n \text{ odd}}} \left\{ 2^{n-|A|+2} \prod_{e \in A} \Omega_e (1+t_e^2) \prod_{e' \in E(\star_n)-A} \Omega_{e'} t_{e'} \right\}. \quad (5.42)$$

Using partial duality, one can compute the first hyperbolic polynomial for every graph made of loops attached to the vertices of a tree. Indeed, the partial duality with respect to the loops transforms the diagram into another tree.

Example 5.7 (Dumbbell) *Let us consider the dumbbell graph (an edge labelled 1 attached to two vertices, each carrying a loop labelled 2 and 3). Let us perform the partial duality with respect to the loops 2 and 3 to obtain a linear tree with two three edges and no flag, for which proposition 5.6 immediately yields*

$$\begin{aligned} \text{HU}_{\substack{\text{linear tree} \\ 3 \text{ edges no flag}}}(\Omega, t) &= 16t_1t_2\Omega_2^2t_3\Omega_3^2 + 4t_1\Omega_1^2\Omega_2(1+t_2^2)\Omega_3(1+t_3^2) \\ &\quad + 4t_2\Omega_2^2\Omega_1(1+t_1^2)\Omega_3(1+t_3^2) + 4t_3\Omega_3^2\Omega_1(1+t_1^2)\Omega_2(1+t_2^2). \end{aligned} \quad (5.43)$$

Using the partial duality $\text{HU}_{\text{dumbbell}}(\Omega_1, \Omega_2, \Omega_3, t_1, t_2, t_3) = \text{HU}_{\substack{\text{linear tree} \\ 3 \text{ edges no flag}}}(t_1, t_2, \Omega_3, t_1, \Omega_2, \Omega_3)$ we get

$$\begin{aligned} \text{HU}_{\text{dumbbell}}(\Omega, t) &= 16t_1\Omega_2t_2^2\Omega_3t_3^2 + 4t_1\Omega_1^2t_2(1+\Omega_2^2)t_3(1+\Omega_3^2) \\ &\quad + 4\Omega_2t_2^2\Omega_1(1+t_1^2)t_3(1+\Omega_3^2) + 4\Omega_3t_3^2\Omega_1(1+t_1^2)t_2(1+\Omega_2^2). \end{aligned} \quad (5.44)$$

Beyond trees, it is also possible to give a useful formula for cycles, i.e. a connected graph in which every vertex has valence 2.

Proposition 5.7 *For a cycle C with m flags in one face and n in the other one, the first hyperbolic polynomial reads:*

$$\begin{aligned} \text{HU}_C(\Omega, t) &= 4\delta_{(-1)^m, (-1)^n} \left(\prod_{e \in E(C)} \Omega_e \right) \sum_{\substack{A \subseteq E(C) \\ |A|+n \text{ odd}}} \left\{ \prod_{e' \in A} t_{e'}^2 \right\} + \\ &\quad \sum_{\substack{A \subseteq E(C) \\ (A, V(C)) \text{ acyclic}}} \sum_{\substack{B \subseteq E(C/A) \\ (B, V(C/A)) \text{ odd}}} \left\{ 2^{|E(C)|-|A|} \prod_{e \in A} \Omega_e(1+t_e^2) \prod_{e' \in B'} \Omega_{e'}t_{e'} \prod_{e'' \in E(C)-(A \cup B)} t_{e''} \right\}, \end{aligned} \quad (5.45)$$

where a graph is acyclic if it does not contain a (non necessarily spanning) subgraph isomorphic to a cycle.

Proof. We prove this result by induction on the number of edges of C , starting with $e(G) = 1$. In this case, C is a loop with flags and (5.45) reduces to (5.27). Let us consider a cycle with $e(G) > 1$ edges, m flags on one face and n flags on the other one and apply the reduction relation to an edge e ,

$$\text{HU}_C = \Omega_e \text{HU}_{C^e - e} + \Omega_e t_e^2 \text{HU}_{C^e \vee e} + t_e \text{HU}_{C - e} + t_e \Omega_e^2 \text{HU}_{C \vee e}. \quad (5.46)$$

$C^e - e$ (resp. $C^e \vee e$) are cycles with $e(C) - 1$ edges and m flags on one face and n flags on the other one (resp. $m + 1$ and $n + 1$), so that we apply the induction assumption and express both of them using subsets A' and B' of $E(G) - \{e\}$ as in (5.45). Setting $A = A' \cup \{e\}$ and $B' = B$, these terms can be collected and correspond to those terms in (5.45) such that $e \in A$. The numerical factors agree and $(B, V(C/A))$ is odd if only if $(B', V((C^e - e)/A'))$ and $(B', V((C^e - e)/A'))$ are because the graphs $(A, V(C))$, $(A', V(C^e - e))$ and $(A', V(C^e \vee e))$ are acyclic.

The graphs $C - e$ and $C \vee e$ are trees, so that we may apply proposition 5.6 to expand $\text{HU}_{C - e}$ and $\text{HU}_{C \vee e}$ using subsets A' and B' of $E(C) - \{e\}$. Setting $A = A'$ and $B = B'$, terms in $\text{HU}_{C - e}$ correspond to terms in HU_C such that neither A nor B contains e . With $A = A'$ and $B = B' \cup \{e\}$, the expansion of $\text{HU}_{C \vee e}$ reproduces those terms in the expansion of HU_C for which $e \notin A$ and $e \in B$. \square

Example 5.8 (Triangle without flags) Consider a triangle (cycle with three edges) and no flags. Applying proposition 5.7, we get

$$\begin{aligned} \text{HU}_{\text{triangle without flag}}(\Omega, t) &= 4\Omega_1\Omega_2\Omega_3(t_1^2 + t_2^2 + t_3^2 + t_1^2t_2^2t_3^2) \\ &+ 4\Omega_1(1 + t_1^2)t_2t_3(\Omega_2^2 + \Omega_3^2) + 4\Omega_2(1 + t_2^2)t_1t_3(\Omega_1^2 + \Omega_3^2) + 4\Omega_3(1 + t_3^2)t_1t_2(\Omega_1^2 + \Omega_2^2). \end{aligned} \quad (5.47)$$

As we perform the duality with respect to all three edges, we recover the planar banana with three edges (see example 5.4), with $\Omega_e \leftrightarrow t_e$ for all edges.

Example 5.9 (Triangle with flags) For a triangle with one flag on each vertex, all in the same face, proposition 5.7 immediately yields

$$\begin{aligned} \text{HU}_{\text{triangle with flags}}(\Omega, t) &= 8t_1t_2t_3(1 + \Omega_1^2\Omega_2^2\Omega_3^2) \\ &+ 2t_1\Omega_2(1 + t_2^2)\Omega_3(1 + t_3^2) + 2t_2\Omega_1(1 + t_1^2)\Omega_3(1 + t_3^2) + 2t_3\Omega_1(1 + t_1^2)\Omega_2(1 + t_2^2). \end{aligned} \quad (5.48)$$

Note that the first term in (5.45) vanishes, since there are three flags in one face and none in the other one.

5.3 The second hyperbolic polynomial

Let us now evaluate the second hyperbolic polynomial HV_G in terms of HU_G , which is itself an evaluation of the graph polynomial \mathcal{Q}_G .

Theorem 5.8 The second hyperbolic polynomial can be expressed as

$$\begin{aligned} \text{HV}_G &= \sum_i \text{HU}_{G_i} x_i^2 + \frac{1}{2} \sum_{i \neq j} \left[\text{HU}_{(G_{ij})^{e_{ij}-e_{ij}}} - \text{HU}_{(G_{ij})^{e_{ij} \vee e_{ij}}} \right] x_i \cdot x_j \\ &+ \frac{1}{2} \sum_{i \neq j} \left[\text{HU}_{(\check{G}_{ij})^{e_{ij}-e_{ij}}} - \text{HU}_{(\check{G}_{ij})^{e_{ij} \vee e_{ij}}} \right] x_i \cdot Jx_j, \end{aligned} \quad (5.49)$$

where G_i is the graph obtained from G by removing the flag on the corner i , G_{ij} by joining the external corners i and j by an extra edge e_{ij} and \check{G}_{ij} by attaching an extra flag to G_{ij} immediately after i in counterclockwise order around the vertex i is attached.

Proof. Let us isolate two external corners i and j and write

$$\text{HV}_G = a_{ii} x_i^2 + a_{jj} x_j^2 + 2a_{ij} x_i \cdot x_j + 2b_{ij} x_i \cdot Jx_j + \dots, \quad (5.50)$$

where the dots stand for terms that vanish when $x_i = x_j = 0$. To determine a_{ii} , we set $x_k = 0$ for $k \neq i$ and integrate over x_i ,

$$\int d^D x_i \mathcal{A}_G \Big|_{\substack{x_k=0 \\ k \neq i}} = \mathcal{A}_{G_i} \Big|_{\substack{x_k=0 \\ k \neq i}}. \quad (5.51)$$

Comparing both sides with (4.25), we readily get $a_{ii} = \text{HU}_{G_i}$.

Similarly, to compute a_{ij} , we insert an extra edge e_{ij} between the flags i and j

$$\int d^D x_i d^D x_j K_{\tilde{\Omega}_{e_{ij}}}(x_i, x_j) \mathcal{A}_G \Big|_{\substack{x_k=0 \\ k \neq i, k \neq j}} = \mathcal{A}_{G_{ij}} \Big|_{\substack{x_k=0 \\ k \neq i, k \neq j}}. \quad (5.52)$$

The integral is Gaussian over $X = \begin{pmatrix} x_i \\ x_j \end{pmatrix}$

$$\int d^D x_i d^D x_j K_{\tilde{\Omega}_{e_{ij}}}(x_i, x_j) \mathcal{A}_G \Big|_{\substack{x_k=0 \\ k \neq i, k \neq j}} = \mathcal{N} \int d^{2D} X \exp -\frac{1}{2} X A X, \quad (5.53)$$

with a normalization factor

$$\mathcal{N} = \left[\frac{\Omega_{e_{ij}}(1-t_{e_{ij}}^2)}{2\pi\theta t_{e_{ij}}} \right]^{D/2} \times \left[\frac{\prod_e \Omega_e(1-t_e^2)}{2^{v(G)-f(G)}(2\pi\theta)^{e(G)+f(G)-v(G)} \text{HU}_G(\Omega, t)} \right]^{D/2} \quad (5.54)$$

and

$$A = \frac{1}{\theta \text{HU}_G} \begin{pmatrix} \text{HU}_G \Omega_{e_{ij}}(t_{e_{ij}} + \frac{1}{t_{e_{ij}}}) + 2a_{ii} & \text{HU}_G \Omega_{e_{ij}}(t_{e_{ij}} - \frac{1}{t_{e_{ij}}}) + 2a_{ij} \\ \text{HU}_G \Omega_{e_{ij}}(t_{e_{ij}} - \frac{1}{t_{e_{ij}}}) + 2a_{ji} & \text{HU}_G \Omega_{e_{ij}}(t_{e_{ij}} + \frac{1}{t_{e_{ij}}}) + 2a_{jj} \end{pmatrix} \otimes I_D \\ + \frac{1}{\theta \text{HU}_G} \begin{pmatrix} 0 & 2b_{ij} \\ -2b_{ij} & 0 \end{pmatrix} \otimes \iota J. \quad (5.55)$$

This determinant can be expressed as $\xi^{D/2}$, with

$$\xi = \left[\frac{2}{\theta \text{HU}_G} \right]^2 \left[(\Omega_{e_{ij}} \text{HU}_G)^2 + a_{ii} a_{jj} - a_{ij}^2 + b_{ij}^2 + \right. \\ \left. \Omega_{e_{ij}} \text{HU}_G(t_{e_{ij}} + \frac{1}{t_{e_{ij}}}) \left(\frac{a_{ii} + a_{jj}}{2} \right) - \Omega_{e_{ij}} \text{HU}_G(t_{e_{ij}} - \frac{1}{t_{e_{ij}}}) a_{ij} \right]. \quad (5.56)$$

We perform the Gaussian integration over X to obtain $\mathcal{A}_{G_{ij}} \Big|_{\substack{x_k=0 \\ k \neq i, k \neq j}}$ and identify $\text{HU}_{G_{ij}}$

$$\text{HU}_{G_{ij}} = (\Omega_{e_{ij}})^2 t_{e_{ij}} \text{HU}_G + \frac{a_{ii} a_{jj} - a_{ij}^2 + b_{ij}^2}{\text{HU}_G} t_{e_{ij}} + \\ \frac{\Omega_{e_{ij}}}{2} [(t_{e_{ij}})^2 + 1] (a_{ii} + a_{jj}) - \Omega_{e_{ij}} [(t_{e_{ij}})^2 - 1] a_{ij}. \quad (5.57)$$

Using the reduction relation, we identify the first term with $(\Omega_{e_{ij}})^2 t_{e_{ij}} \text{HU}_{G_{e_{ij}} \vee e_{ij}}$, the second with $t_{e_{ij}} \text{HU}_{G_{e_{ij}}} - e_{ij}$ (this proves that HU_G divides^c $a_{ii} a_{jj} - a_{ij}^2 + b_{ij}^2$) and the sum of the last two terms with $\Omega_{e_{ij}} \text{HU}_{(G_{e_{ij}})^{e_{ij}-e_{ij}}} + \Omega_{e_{ij}} (t_{e_{ij}})^2 \text{HU}_{(G_{e_{ij}})^{e_{ij} \vee e_{ij}}}$. Thus we have

$$a_{ij} = \frac{1}{2} \left[\text{HU}_{(\check{G}_{ij})^{e_{ij}-e_{ij}}} - \text{HU}_{(\check{G}_{ij})^{e_{ij} \vee e_{ij}}} \right]. \quad (5.58)$$

^cIt is a simple case of the Dodgson condensation identities.

To compute b_{ij} , we use a similar method but introduce an extra flag on the vertex i is attached to, immediately after i in counterclockwise order. Then, we connect i and j with an extra edge e_{ij} to obtain \check{G}_{ij} . In terms of graph amplitudes, this can be expressed as

$$\int d^D x_i d^D x_j d^D y K_{\tilde{\Omega}_{e_{ij}}}(y, x_j) \mathcal{V}_3(x_i, y, 0) \mathcal{A}_G \Big|_{\substack{x_k=0 \\ k \neq i, k \neq j}} = \mathcal{A}_{\check{G}_{ij}} \Big|_{\substack{x_k=0 \\ k \neq i, k \neq j}}. \quad (5.59)$$

As before, the integral over $X = \begin{pmatrix} x_i \\ y \\ x_j \end{pmatrix}$ is Gaussian,

$$\int d^D x_i d^D x_j d^D y K_{\tilde{\Omega}_{e_{ij}}}(y, x_j) \mathcal{V}_3(x_i, y, 0) \mathcal{A}_G \Big|_{\substack{x_k=0 \\ k \neq i, k \neq j}} = \mathcal{N} \int d^{2D} X \exp -\frac{1}{2} X A X, \quad (5.60)$$

with a normalization factor

$$\mathcal{N} = \left[\frac{\Omega_{e_{ij}}(1 - t_{e_{ij}}^2)}{2\pi\theta t_{e_{ij}}} \right]^{D/2} \times \left[\frac{\prod_e \Omega_e(1 - t_e^2)}{2^{v(G)-f(G)} (2\pi\theta)^{e(G)+f(G)-v(G)} \text{HU}_G(\Omega, t)} \right]^{D/2} \times \frac{1}{(\pi\theta)^D} \quad (5.61)$$

and

$$A = \frac{1}{\theta \text{HU}_G} \begin{pmatrix} 2a_{ii} & 0 & 2a_{ij} \\ 0 & \text{HU}_G \Omega_{e_{ij}} \left(t_{e_{ij}} + \frac{1}{t_{e_{ij}}} \right) & \text{HU}_G \Omega_{e_{ij}} \left(t_{e_{ij}} - \frac{1}{t_{e_{ij}}} \right) \\ 2a_{ij} & \text{HU}_G \Omega_{e_{ij}} \left(t_{e_{ij}} - \frac{1}{t_{e_{ij}}} \right) & 2a_{jj} + \text{HU}_G \Omega_{e_{ij}} \left(t_{e_{ij}} + \frac{1}{t_{e_{ij}}} \right) \end{pmatrix} \otimes I_D \\ + \frac{1}{\theta \text{HU}_G} \begin{pmatrix} 0 & 2\text{HU}_G & 2b_{ij} \\ -2\text{HU}_G & 0 & 0 \\ -2b_{ij} & 0 & 0 \end{pmatrix} \otimes \iota J \quad (5.62)$$

Its determinant is $\det A = \xi^{D/2}$ with

$$\xi = \frac{8}{\theta^3 \text{HU}_G} \Omega_{e_{ij}} \left(t_{e_{ij}} - \frac{1}{t_{e_{ij}}} \right) b_{ij} + \xi_1 \Omega_{e_{ij}} \left(t_{e_{ij}} + \frac{1}{t_{e_{ij}}} \right) + \xi_2 \Omega_{e_{ij}}^2 + \xi_3, \quad (5.63)$$

with ξ_1 , ξ_2 and ξ_3 independent of $\Omega_{e_{ij}}$ and $t_{e_{ij}}$.

We perform the Gaussian integration over X to obtain $\mathcal{A}_{\check{G}_{ij}} \Big|_{\substack{x_k=0 \\ k \neq i, k \neq j}}$ and identify the terms in $\Omega_{e_{ij}}(t_{e_{ij}}^2 - 1)$ to obtain

$$2b_{ij} = \text{HU}_{(\check{G}_{ij})^{e_{ij}-e_{ij}}} - \text{HU}_{(\check{G}_{ij})^{e_{ij} \vee e_{ij}}}, \quad (5.64)$$

which proves our expression for the antisymmetric part of HV_G .

Let us note that up to a change of sign, we could have attached the extra flag before i or on the vertex j is attached to. \square

As a consequence, the second hyperbolic polynomial is also invariant under partial duality.

Corollary 5.9 *The second hyperbolic polynomial transforms under partial duality as*

$$\text{HV}_{G^A}(\Omega_A, t_A, x) = \text{HV}_G(\Omega, t, x), \quad (5.65)$$

with

$$\begin{cases} [\Omega_A]_e = t_e, & [t_A]_e = \Omega_e & \text{for } e \in A, \\ [\Omega_A]_e = \Omega_e, & [t_A]_e = t_e & \text{for } e \notin A. \end{cases} \quad (5.66)$$

The variables x attached to the flags are left unchanged.

Proof. This follows immediately from the invariance of HU_G and the fact that partial duality commutes with the operations we performed on the flags. \square

Let us illustrate the computation of HV_G on some simple examples.

Example 5.10 (Bridge) *Consider the graph with a single edge, two vertices, each with one flag, labeled 1 and 2. Thus, G_1 and G_2 are graphs with one edge, two vertices and a single flag, G_{12} is a banana with two edges and no flag and \check{G}_{12} is a banana with a single flag. This immediately leads to*

$$\text{HV}_G = 2\Omega(t^2 + 1)(x_1^2 + x_2^2) + 4\Omega(t^2 - 1)x_1x_2. \quad (5.67)$$

Since we also have $\text{HU}_G = 4t$, the amplitude reads

$$\begin{aligned} \mathcal{A}_G(\Omega, x_1, x_2) = \\ \int d\alpha \left[\frac{\Omega(1-t^2)}{2\pi\theta t} \right]^{D/2} \exp -\frac{\Omega}{2\theta} \left\{ \left(t + \frac{1}{t}\right)(x_1^2 + x_2^2) + 2\left(t - \frac{1}{t}\right)x_1x_2 \right\}. \end{aligned} \quad (5.68)$$

To compare this amplitude with the corresponding one in the commutative theory (see proposition 4.3), recall that we are working with an oscillator of frequency $\frac{2\Omega}{\theta}$. Therefore, we have to substitute $\Omega \rightarrow \frac{\theta\Omega}{2}$,

$$\begin{aligned} \mathcal{A}_G\left(\frac{\theta\Omega}{2}, x_1, x_2\right) = \\ \int d\alpha \left[\frac{\Omega}{2\pi} \times \frac{(1-t^2)}{2t} \right]^{D/2} \exp -\frac{\Omega}{4} \left\{ \left(t + \frac{1}{t}\right)(x_1^2 + x_2^2) + 2\left(t - \frac{1}{t}\right)x_1x_2 \right\}, \end{aligned} \quad (5.69)$$

which is nothing but the Mehler kernel of an oscillator of frequency Ω , as it should since there is no integration on the external flags. Strictly speaking, the commutative amplitude is recovered after the limit $\theta \rightarrow 0$, but the latter is trivial since the θ -dependence drops from $\mathcal{A}_G\left(\frac{\theta\Omega}{2}, t, x_1, x_2\right)$.

Example 5.11 (Tadpole) *Let us now perform the partial duality on the unique edge of the bridge treated in the last example. We obtain G^e which is a loop with a single vertex and one flag in each of its two faces. The corresponding amplitude reads*

$$\begin{aligned} \mathcal{A}_{G^e}(\Omega, t, x_1, x_2) = \\ \int d\alpha \left[\frac{(1-t^2)}{(2\pi\theta)^2} \right]^{D/2} \exp -\frac{t}{2\theta} \left\{ \left(\Omega + \frac{1}{\Omega}\right)(x_1^2 + x_2^2) + 2\left(\Omega - \frac{1}{\Omega}\right)x_1x_2 \right\}. \end{aligned} \quad (5.70)$$

Let us note that we exchanged Ω and t in the hyperbolic polynomials, but not in the prefactor. It is also worthwhile to point out that we have traded the simple graph with two 2-valent vertices for a more complicated one with one 4-valent vertex. While a direct evaluation of the former is straightforward, it becomes more complicated for the latter, because of the structure of the 4-valent vertex.

To compare it with the commutative case, we substitute $\Omega \rightarrow \frac{\theta\Omega}{2}$ and take the limit $\theta \rightarrow 0$, so that

$$\mathcal{A}_G\left(\frac{\theta\Omega}{2}, x_1, x_2\right) = \int d\alpha \left[\frac{(1-t^2)}{(2\pi\theta)^2} \right]^{D/2} \exp -\frac{t\Omega}{4}(x_1+x_2)^2 \exp -\frac{t}{4\Omega\theta}(x_1-x_2)^2. \quad (5.71)$$

Then, using

$$\lim_{\sigma \rightarrow 0} \frac{1}{(2\pi\sigma^2)^{D/2}} \exp -\frac{(x_1-x_2)^2}{2\sigma^2} = \delta^D(x_1-x_2), \quad (5.72)$$

we recover

$$\lim_{\theta \rightarrow 0} \mathcal{A}_G\left(\frac{\theta\Omega}{2}, x_1, x_2\right) = \delta^D(x_1-x_2) \int d\alpha \left[\frac{\Omega}{2\pi} \times \frac{(1-t^2)}{2t} \right]^{D/2} \exp -\frac{t\Omega}{4}(x_1+x_2)^2. \quad (5.73)$$

This is indeed the commutative amplitude, since the 4-valent vertex reduces in the limit $\theta \rightarrow 0$ to a product of Dirac distributions (see (4.12)).

Example 5.12 (Sunset) Consider the graph with two vertices related by three edges labeled 1, 2 and 3 and one flag on each vertex, both in the face bounded by the edges 1 and 3. It is simpler to compute the hyperbolic polynomial of its dual, which is a cycle with three edges and two faces, each broken by a flag on the vertex not adjacent to the edge 2. All the graphs involved in the expression of the hyperbolic polynomial are cycles or trees with flags so that an immediate application of propositions 5.6 and 5.7 provides us with

$$\begin{aligned} \text{HU}_{\substack{\text{cycle with 3 edges} \\ \text{2 broken faces}}} &= 4\Omega_1\Omega_2\Omega_3 [1 + t_1^2t_2^2 + t_1^2t_3^2 + t_2^2t_3^2] + 4\Omega_1t_2t_3(1+t_1^2)(\Omega_2^2 + \Omega_3^2) \\ &\quad + 4\Omega_2t_1t_3(1+t_2^2)(\Omega_1^2 + \Omega_3^2) + 4\Omega_3t_1t_2(1+t_3^2)(\Omega_1^2 + \Omega_2^2) \end{aligned} \quad (5.74)$$

and

$$\begin{aligned} \text{HV}_{\substack{\text{cycle with 3 edges} \\ \text{2 broken faces}}}(x_1, x_2) &= [x_1^2 + x_2^2] [8t_1t_2t_3(\Omega_2^2 + \Omega_1^2\Omega_3^2) + 2t_1\Omega_2\Omega_3(1+\Omega_1^2)(1+t_2^2)(1+t_3^2) \\ &\quad + 2t_2\Omega_1\Omega_3(1+\Omega_2^2)(1+t_1^2)(1+t_3^2) + 2t_3\Omega_1\Omega_2(1+\Omega_3^2)(1+t_1^2)(1+t_2^2)] \\ &\quad + x_1 \cdot x_2 [16t_1t_2t_3(\Omega_1^2\Omega_3^2 - 1) + 4t_1(1+t_2^2)(1+t_3^2)\Omega_2\Omega_3(\Omega_1^2 - 1) \\ &\quad + 4t_2(1+t_1^2)(1+t_3^2)\Omega_1\Omega_3(\Omega_2^2 - 1) + 4t_3(1+t_1^2)(1+t_2^2)\Omega_1\Omega_2(\Omega_3^2 - 1)] \\ &\quad + x_1 \cdot Jx_2 [4(1+t_1^2)t_2t_3\Omega_1(\Omega_3^2 - \Omega_2^2) \\ &\quad + 4(1+t_2^2)t_1t_3\Omega_2(\Omega_3^2 - \Omega_1^2) + 4(1+t_3^2)t_1t_2\Omega_3(\Omega_2^2 - \Omega_1^2)]. \end{aligned} \quad (5.75)$$

We readily obtain the hyperbolic polynomials of the sunset by interchanging Ω_e and t_e for all edges,

$$\begin{aligned} \text{HU}_{\text{sunset}} &= 4t_1t_2t_3 [1 + \Omega_1^2\Omega_2^2 + \Omega_1^2\Omega_3^2 + \Omega_2^2\Omega_3^2] + 4t_1(t_2^2 + t_3^2)\Omega_2\Omega_3(1 + \Omega_1^2) \\ &\quad + 4t_2(t_1^2 + t_3^2)\Omega_1\Omega_3(1 + \Omega_2^2) + 4t_3(t_1^2 + t_2^2)\Omega_1\Omega_2(1 + \Omega_3^2) \end{aligned} \quad (5.76)$$

and

$$\begin{aligned}
\text{HV}_{\text{sunset}}(x_1, x_2) = & [x_1^2 + x_2^2] [8\Omega_1\Omega_2\Omega_3(t_2^2 + t_1^2t_3^2) + 2\Omega_1t_2t_3(1 + t_1^2)(1 + \Omega_2^2)(1 + \Omega_3^2) \\
& + 2\Omega_2t_1t_3(1 + t_2^2)(1 + \Omega_1^2)(1 + \Omega_3^2) + 2\Omega_3t_1t_2(1 + t_3^2)(1 + \Omega_1^2)(1 + \Omega_2^2)] \\
& + x_1 \cdot x_2 [16\Omega_1\Omega_2\Omega_3(t_1^2t_3^2 - 1) + 4\Omega_1(1 + \Omega_2^2)(1 + \Omega_3^2)t_2t_3(t_1^2 - 1) \\
& + 4\Omega_2(1 + \Omega_1^2)(1 + \Omega_3^2)t_1t_3(t_2^2 - 1) + 4\Omega_3(1 + \Omega_1^2)(1 + \Omega_2^2)t_1t_2(t_3^2 - 1)] \\
& + x_1 \cdot Jx_2 [4(1 + \Omega_1^2)\Omega_2\Omega_3t_1(t_3^2 - t_2^2) \\
& + 4(1 + \Omega_2^2)\Omega_1\Omega_3t_2(t_3^2 - t_1^2) + 4(1 + \Omega_3^2)\Omega_1\Omega_2t_3(t_2^2 - t_1^2)].
\end{aligned} \tag{5.77}$$

In the commutative limit, we keep only the lowest order terms in Ω in the hyperbolic polynomials and we recover the product of three independent Mehler kernels for the amplitude. Moreover, if we denote by a (resp. b , c) the coefficient of the term in $(x_1^2 + x_2^2)$ (resp. half of the coefficient of x_1x_2 , half of the coefficient of x_1Jx_2), then the Dodgson condensation identity $a^2 - b^2 + c^2 = \text{HU}_{\text{sunset}}\text{HU}_{\text{3-banana}}$ is obeyed.

Example 5.13 (3-star tree with flags) We compute the hyperbolic polynomials for the 3-star tree is made of one trivalent vertex, attached to 3 univalent ones, each with one flag. The first hyperbolic polynomial results from a direct application of proposition 5.6

$$\begin{aligned}
\text{HU}_{\text{3-star tree with flags}} = & 2\Omega_1\Omega_2\Omega_3(1 + t_1^2)(1 + t_2^2)(1 + t_3^2) \\
& + 8\Omega_1(1 + t_1^2)t_2t_3 + 8\Omega_2(1 + t_2^2)t_1t_3 + 8\Omega_3(1 + t_3^2)t_1t_2.
\end{aligned} \tag{5.78}$$

All the graphs involved in the computation of the second hyperbolic polynomial reduce to trees and cycles after a single use of the reduction relation, so that propositions 5.6 and 5.7 yield

$$\begin{aligned}
\text{HV}_{\text{3-star tree with flags}}(x_1, x_2, x_3) = & x_3^2 [8t_1t_2t_3\Omega_3^2 + 4\Omega_1^2t_1(1 + t_2^2)\Omega_2(1 + t_3^2)\Omega_3 \\
& + 4\Omega_2^2t_2(1 + t_1^2)\Omega_1(1 + t_3^2)\Omega_3 + 4\Omega_3^2t_3(1 + t_1^2)\Omega_1(1 + t_2^2)\Omega_2] \\
& + x_1 \cdot x_2 [8(1 - t_1^2)(t_2^2 - 1)\Omega_1\Omega_2t_3] + 2 \text{ cyclic permutations} \\
& + x_1 \cdot Jx_2 [4(1 - t_1^2)(1 - t_2^2)\Omega_1\Omega_2\Omega_3] + 2 \text{ cyclic permutations.}
\end{aligned} \tag{5.79}$$

6 Various limiting cases

6.1 The critical model $\Omega = 1$

When we set $\Omega_e = 1$ for all edges, the hyperbolic polynomial HU_G can be factorized over the faces of G (i.e. the connected components of the boundary). Before we give a combinatorial proof of a general factorization theorem at $\Omega = 1$, let us present a heuristic derivation of this result for ribbon graphs without flags, based on the matrix basis.

The Moyal algebra of Schwartz functions on \mathbb{R}^D is isomorphic to an algebra of infinite dimensional matrices M_{pq} whose indices p, q are elements of $\mathbb{N}^{D/2}$ and whose entries decrease faster than any polynomials in p, q . Using this isomorphism $\phi \rightarrow M$, the interaction (4.9) can be written as

$$S_{\text{int}}[M] = (2\pi\theta) \sum_{n \geq 1} \frac{g_n}{n} \text{Tr}[M^n], \quad (6.1)$$

which is the standard interaction familiar from matrix models. The associated vertex reads

$$\mathcal{V}_n(p_1, q_1, p_2, q_2, \dots, p_n, q_n) = (2\pi\theta) \delta_{q_1, p_2} \delta_{q_2, p_3} \cdots \delta_{q_{n-1}, p_n} \delta_{q_n, p_1}. \quad (6.2)$$

The quadratic term reads

$$S_0[M] = \frac{1}{2} \sum_{p, q, r, s} M_{pq} \Delta_{pq, rs} M_{rs}. \quad (6.3)$$

In the critical case $\Omega = 1$,

$$\Delta_{pq, rs} = (2\pi\theta) \delta_{ps} \delta_{qr} \frac{4(|p| + |q| + 1)}{\theta}, \quad (6.4)$$

where $|p| = p_1 + \cdots + p_{D/2}$ for any multi-index $p = (p_1, \dots, p_{D/2}) \in \mathbb{N}^{D/2}$.

Because of the Kronecker symbols δ , the multi-indices are identical around each faces (as in ordinary matrix models), so that the amplitude factorizes over the faces for a graph without flags,

$$\mathcal{A}_G = \int \prod_e d\alpha_e \frac{1}{(2\pi\theta)^{e(G)-v(G)}} \prod_{\sigma \text{ faces of } G} \prod_{\substack{e \text{ edges} \\ \text{bounding } \sigma}} \left\{ \sum_{i_e \in \mathbb{N}^{D/2}} \exp -\frac{4\alpha_e}{\theta} \left(|p_e| + \frac{1}{2} \right) \right\}. \quad (6.5)$$

Summing up the geometric series and expressing the amplitudes in terms of $t_e = \tanh \frac{2\alpha_e}{\theta}$, we obtain

$$\mathcal{A}_G = \int \prod_e d\alpha_e \left[\frac{1}{(2\pi\theta)^{e(G)-v(G)}} \times \prod_e \frac{1-t_e}{1+t_e} \prod_{\sigma \text{ faces of } G} \left(1 - \prod_{\substack{e \text{ edges} \\ \text{bounding } \sigma}} \frac{1-t_e}{1+t_e} \right)^{-1} \right]^{D/2}. \quad (6.6)$$

Then, identifying a face σ of G with a vertex v^* of G^* ,

$$\prod_{\substack{e \text{ edges} \\ \text{bounding } \sigma}} (1+t_e) - \prod_{\substack{e \text{ edges} \\ \text{bounding } \sigma}} (1-t_e) = 2 \sum_{\substack{A \subset E_{v^*}, \\ |A| \text{ odd}}} \prod_{e \in A} t_e, \quad (6.7)$$

with E_{v^*} as the set of half-edges of G^* incident to v^* . Comparing with the general expression of the amplitude (4.25), this suggests that

$$\text{HU}_G(1, t) = 2^{v(G^*)} \prod_{v^* \in V(G^*)} \left\{ \sum_{\substack{A \subset E_{v^*}, \\ |A| \text{ odd}}} \prod_{e \in A} t_e \right\}. \quad (6.8)$$

Example 6.1 (Dumbbell) *Let us consider the dumbbell graph (an edge labelled 1 attached to two vertices, each carrying a loop labelled 2 and 3). The graph has 3 faces and we get*

$$\text{HU}_{\text{dumbbell}}(1, t) = 8t_2t_3 [2t_1(1+t_2t_3) + (1+t_1^2)(t_2+t_3)]. \quad (6.9)$$

Let us now prove the factorization of HU at $\Omega = 1$ in a completely combinatorial way. To this aim, we will use the bijections introduced in section 2. Moreover, the polynomial HU can be extended to ribbon graphs with flags and we show that the factorization (6.8) holds in this case too.

Statement of the problem Via the x -space representation, we computed the parametric representation of the Grosse-Wulkenhaar model, see section 4. This representation involves a new ribbon graph invariant \mathcal{Q} , see equation (3.1). In fact, this is only a special evaluation HU of \mathcal{Q} which is used in the Feynman amplitudes:

$$\text{HU}(G; \mathbf{t}, \Omega) = \mathcal{Q}(G; \mathbf{t}, \Omega, \mathbf{t}^2 \Omega, \mathbf{t} \Omega^2, \mathbf{r}) \quad (6.10)$$

with $r_{2n} = 0$ and $r_{2n+1} = 2$. Then, with a slight abuse of notation, and using definition 2.2, the polynomial HU can be written:

$$\text{HU}(G; \mathbf{t}, \Omega) = \sum_{A \subset E(G)} t^A \Omega^{A^c} \sum_{B \in \underline{\text{Odd}}(G^{A^c})} (t^{B \cap A^c})^2 (\Omega^{B \cap A})^2. \quad (6.11)$$

Note that if G is a ribbon graph with flags, HU is also well-defined.

On another side, we computed the parametric representation of the *critical* ($\Omega = 1$) Grosse-Wulkenhaar model via the matrix base. It involves the following polynomial, see (6.8) and definition 2.4:

$$U(G; \mathbf{t}) := \sum_{H \in \underline{\text{Odd}}(G^*)} t^H. \quad (6.12)$$

Uniqueness of the parametric representation implies

$$\text{HU}(G; \mathbf{t}, \mathbf{1}) = U(G; \mathbf{t}). \quad (6.13)$$

Our task is now to give a bijective proof of (6.13). To this aim, given a ribbon graph G with flags, we are going to present a bijection χ_G between the colored odd cutting subgraphs of G^* and the colored odd subgraphs of all the partial duals of G . Finally the monomial in HU corresponding to a subgraph g will be proven to be equal to the monomial of $\chi_G(g)$ in U .

A bijection between colored odd subgraphs

Lemma 6.1 *Let G be an orientable ribbon graph with flags. For any total order $<$ on the set $E(G)$ of edges of G , there is a bijection χ_G between $P := \bigcup_{S \subset E(G)} \underline{\text{Odd}}(G^S)$ and $\underline{\text{Odd}}(G^*)$.*

Before entering into the proof of lemma 6.1, let us first give a preliminary definition:

Definition 6.1 (Restrictions). *Let G be a ribbon graph with flags. For any $E' \subset E(G)$, the restriction of the map χ_G to $\underline{\text{Odd}}(G^{E'})$ is denoted by $\chi_{G, E'} : \underline{\text{Odd}}(G^{E'}) \rightarrow \underline{\text{Odd}}(G^*)$.*

Proof. We first explain how the map χ_G is defined. Let G be a colored ribbon graph with flags. Let $g \in \bigcup_{S \subset E(G)} \underline{\text{Odd}}(G^S)$ be a colored odd subgraph of a partial dual of G , say $G^{E'}$ for $E' \subset E(G)$. The subgraph $\check{g} := \chi_G(g) \in \underline{\text{Odd}}(G^*)$ has edges in $E(g) \cap E'$ and flags in E'^c . Here is how it is constructed from g .

Each of the maps $\chi_{G,E'}$ is defined as the composition of $|E'^c|$ maps that we describe now. In section 2.4, we introduced bijections

$$\chi_G^{\{e\}} : \underline{\text{Odd}}(G) \rightleftharpoons \underline{\text{Odd}}(G^{\{e\}}). \quad (6.14)$$

We saw that given any flag-set F' of G , these maps restrict to bijections

$$\chi_G^{\{e\}} : \underline{\text{Odd}}(G) \underset{F'}{\rightleftharpoons} \underline{\text{Odd}}(G) \underset{F'}{\rightleftharpoons} \underline{\text{Odd}}(G) \underset{F'}{\rightleftharpoons} \underline{\text{Odd}}(G^{\{e\}}) \underset{F'}{\rightleftharpoons} \underline{\text{Odd}}(G^{\{e\}}) \underset{F'}{\rightleftharpoons} \underline{\text{Odd}}(G^{\{e\}}). \quad (6.15)$$

Given any order on $E(G)$, we can write $E'^c =: \{e_1, \dots, e_{|E'^c|}\}$. Then we define

$$\chi_{G,E'} := \chi_{G^{E(G) \setminus \{e_{|E'^c|}\}}^{\{e_{|E'^c|}\}}} \circ \dots \circ \chi_{G^{\{e_2\}}^{\{e_1\}}} \circ \chi_G^{\{e_1\}}. \quad (6.16)$$

This map is well defined and is a bijection from $\underline{\text{Odd}}(G^{E'})$ to $\underline{\text{Odd}}(G^*) \underset{E'^c}{\rightleftharpoons}$, as shown by the following diagram:

$$\begin{array}{ccccc}
 \underline{\text{Odd}}(G^{E'}) & \xleftarrow{\chi_G^{\{e_1\}}} & \underline{\text{Odd}}(G^{E' \cup \{e_1\}}) \underset{F}{\rightleftharpoons} \{e_1\} & \xleftarrow{\chi_{G^{\{e_1\}}}^{\{e_2\}}} & \underline{\text{Odd}}(G^{E' \cup \{e_1, e_2\}}) \underset{F}{\rightleftharpoons} \{e_1, e_2\} \\
 & & & & \updownarrow \chi_{G^{\{e_1, e_2\}}}^{\{e_3\}} \\
 & & & & \vdots \\
 & & & & \updownarrow \chi_{G^{E(G) \setminus \{e_{|E'^c|}\}}^{\{e_{|E'^c|}\}}} \\
 & \searrow \chi_{G,E'} & & & \underline{\text{Odd}}(G^*) \underset{E'^c}{\rightleftharpoons}
 \end{array}$$

This proves lemma 6.1. □

Factorization of HU Let us define the monomials of HU (for $\Omega \equiv 1$) and U by

$$\text{HU}(G; \mathbf{t}, \mathbf{1}) =: \sum_{g \in P} \mathcal{M}_{\text{HU}}(G; g), \quad (6.17)$$

$$U(G; \mathbf{t}) =: \sum_{h \in \underline{\text{Odd}}(G^*)} \mathcal{M}_U(G^*; h). \quad (6.18)$$

Let $g \in \underline{\text{Odd}}(G^{A^c})$, $\chi_G(g) \in \check{\text{Odd}}(G^*) \setminus A$. Moreover $E(\chi_G(g)) = E(g) \cap A^c$. Thus $\mathcal{M}_U(G^*; \chi_G(g)) = t^A (t^{E(g) \cap A^c})^2 = \mathcal{M}_{\text{HU}}(G; g)$. This implies

$$\text{HU}(G; \mathbf{t}, \mathbf{1}) = \sum_{g \in P} \mathcal{M}_{\text{HU}}(G; g) \quad (6.19)$$

$$= \sum_{g \in P} \mathcal{M}_U(G^*; \chi_G(g)) = \sum_{g' \in \check{\text{Odd}}(G^*)} \mathcal{M}_U(G^*; g') \quad (6.20)$$

$$= U(G^*; \mathbf{t}). \quad (6.21)$$

Example 6.2 (Triangle with flags) Consider the triangle with one flag on each vertex, all in the same face. In this case, one face has an even number of flags while the other has an odd number, which yields

$$\text{HU}_{\substack{\text{triangle} \\ 3 \text{ flags}}}(1, t) = 4[t_1 + t_2 + t_3 + t_1 t_2 t_3][1 + t_1 t_2 + t_1 t_3 + t_2 t_3], \quad (6.22)$$

in accordance with (5.48).

6.2 An algorithm for computing $\text{HU}_G(\Omega, t)$ based on the critical model

The previous factorization over faces of G provides us with a useful algorithm to compute $\text{HU}_G(\Omega, t)$, for any ribbon graph with flags. $\text{HU}_G(1, t)$ has indeed the same monomials in t as $\text{HU}_G(\Omega, t)$: all its coefficients are positive and no cancellation is possible. We only have to write each of the coefficient of each monomial in t as a polynomial in Ω . To proceed, we first determine the monomials in $\text{HU}_G(1, t)$ by expanding

$$\text{HU}_G(1, t) = 2^{v(G^*)} \prod_{v^* \in V(G^*)} \left\{ \sum_{\substack{A \subset E_{v^*}, \\ |A| \text{ odd}}} \prod_{e \in A} t_e \right\}. \quad (6.23)$$

Then, for each monomial (discarding the prefactor)

- perform the partial duality with respect to the set A of edges with an even power of t_e and multiply the monomial by $\prod_e \Omega_e$,
- cut in G^A the edges with a factor t_e^2 (edges in $A \cap B$) and delete those with t_e^0 (edges in $A \cap B^c$),
- sum over all possibilities of cutting the edges not in A , with a factor Ω_e^2 , or deleting, with a factor 1,
- multiply by $2^{v(G^A)}$.

At the end, it is useful to check the result by evaluating it at $\Omega = 1$. The interest of this algorithm is that we are performing the operations only on the subsets A and B that are admissible, in contradistinction with the general expansion formula (5.31), where the admissibility can be tested only after having performed the partial duality and the cuts. Therefore, we avoid non admissible sets right from the beginning.

Example 6.3 (Non-planar 3-banana) *In the case of the non planar banana, the critical model yields*

$$\text{HU}_{\substack{\text{non planar} \\ \text{3-banana}}}(1, t) = 2[8t_1t_2t_3 + 2t_1(1+t_2^2)(1+t_3^2) + 2t_2(1+t_1^2)(1+t_3^2) + 2t_3(1+t_1^2)(1+t_2^2)]. \quad (6.24)$$

Applying the algorithm, we deduce

$$\begin{aligned} \text{HU}_{\substack{\text{non planar} \\ \text{3-banana}}}(\Omega, t) = & 4\left[t_1t_2t_3[\Omega_1^2 + \Omega_2^2 + \Omega_3^2 + \Omega_1^2\Omega_2^2\Omega_3^2] + t_1\Omega_2\Omega_3[t_2^2 + t_3^2 + \Omega_1^2(t_2^2 + t_3^2)] \right. \\ & \left. + t_2\Omega_1\Omega_3[t_1^2 + t_3^2 + \Omega_2^2(t_1^2 + t_3^2)] + t_3\Omega_1\Omega_2[t_1^2 + t_2^2 + \Omega_3^2(t_1^2 + t_2^2)]\right]. \end{aligned} \quad (6.25)$$

6.3 The noncommutative heat kernel limit $\Omega \rightarrow 0$

In this section, we study the amplitude (4.22) and the first hyperbolic polynomial $\text{HU}_G(\Omega, t)$ in the limit of vanishing oscillator frequency. In order to avoid a lengthy discussion of the second hyperbolic polynomial, we restrict ourselves to graphs without flags. The general case can be treated along the same lines. Without further loss of generality, we also assume the graph to be connected.

In the limit $\Omega \rightarrow 0$, the Mehler kernel reduces to the heat kernel,

$$\lim_{\Omega \rightarrow 0} \mathcal{K}_{\tilde{\Omega}}(x, y) = \mathcal{K}_0(x, y) = \frac{1}{(4\pi)^{D/2}} \int_{1/\Lambda^2}^{\infty} \frac{d\alpha}{\alpha^{D/2}} \exp -\frac{(x-y)^2}{4\alpha}. \quad (6.26)$$

Notice that $\mathcal{K}_0(x, y)$ only depends on $x - y$, so that it is invariant under translations, $\mathcal{K}_0(x+a, y+a) = \mathcal{K}_0(x, y)$. Because the heat kernel and the vertex are both invariant under translations, the integrand in (4.22) only depends on $2e(G) - 1$ variables for a connected graph without flags. Therefore the integral over the variables attached to the half-lines is trivially divergent and the limit $\Omega \rightarrow 0$ of the amplitude is not defined.

In order to cure this problem, graph amplitudes with heat kernel propagators are usually defined by an integration over all variables associated to the half-lines, save one.

Definition 6.2. *Let G be a connected ribbon graph without flags and let us attach a variable $y_i \in \mathbb{R}^D$ to each half-edge of G , with the convention that $y_{i_0} = 0$ for a fixed half-edge i_0 . The (generalized) amplitude of a ribbon graph in the heat kernel theory is defined as*

$$\mathcal{A}_G^{\text{heat kernel}} = \int \prod_{i \neq i_0} d^D y_i \prod_{e \in E(G)} \mathcal{K}_0(y_{i_{e,+}}, y_{i_{e,-}}) \prod_{v \in V(G)} \mathcal{V}_{d_v}(y_{i_{v,1}}, \dots, y_{i_{v,d_v}}), \quad (6.27)$$

with $y_{i_{e,+}}, y_{i_{e,-}}$ the variables attached to the ends of e and $y_{i_{v,1}}, \dots, y_{i_{v,d_v}}$ the variables attached in cyclic order around vertex v .

After the removal of one of these integration variables, the limit $\Omega \rightarrow 0$ is well-defined and related to the first Symanzik polynomial U_G of a non commutative field theory, which is itself an evaluation of the Bollobàs-Riordan polynomial. In order to see how this results from the limit $\Omega \rightarrow 0$ of an amplitude with Mehler kernel, we first define a new graph whose amplitude is obtained by integrating over all half-lines but i_0 .

Proposition 6.2 *Let G be a connected ribbon graph without flags and i_0 one of its half-lines. We define \widehat{G}_{i_0} as the graph constructed by replacing the half-line i_0 by a flag on the vertex it is attached to in G and inserting a bivalent vertex with one flag on its other end, see figure 14. Then, the amplitude of \widehat{G}_{i_0} with variables $x = 0$ for the two extra flags is*

$$\mathcal{A}_{\widehat{G}_{i_0}}(\Omega, 0) = \int \prod_{i \neq i_0} d^D y_i \prod_{e \in E(G)} \mathcal{K}_{\Omega_e}(y_{i_{e,+}}, y_{i_{e,-}}) \prod_{v \in V(G)} \mathcal{V}_{d_v}(y_{i_{v,1}}, \dots, y_{i_{v,d_v}}), \quad (6.28)$$

with the convention $y_{i_0} = 0$.

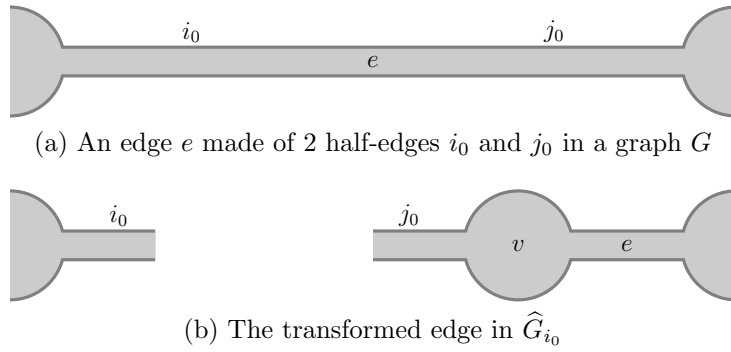


Figure 14: From G to \widehat{G}_{i_0}

Proof. The amplitudes $\mathcal{A}_{\widehat{G}_{i_0}}(\Omega, 0)$ and \mathcal{A}_G only differ by the vertex and the edge involving the half-line i_0 . Since the two flags of \widehat{G}_{i_0} carry $x = 0$, the relevant variable in the interaction and in the propagator is set to 0, which reproduces (6.28). Then, the heat kernel limit follows immediately from isolating $\prod_e \Omega_e$ in (4.25). \square

Remark. If \widehat{G}_{e_0} is the graph obtained by encircling i_0 by an extra loop e_0 , then $\widehat{G}_{i_0} = \widehat{G}_{e_0}^{e_0} \vee e_0$.

Then, the heat-kernel limit can be taken as follows.

Theorem 6.3 *For a connected ribbon graph without flag,*

$$\mathcal{A}_G^{\text{heat kernel}} = \int \prod_e d\alpha_e \left[\frac{1}{(4\pi)^{e(G)-v(G)+1} U_G(\alpha, \theta)} \right]^{\frac{D}{2}}, \quad (6.29)$$

with

$$U_G(\alpha, \theta) = \sum_{\substack{A \subset E(G) \\ (A, V(G)) \text{ quasi-tree}}} \left(\frac{\theta}{2} \right)^{|A| - |V(G)| + 1} \left\{ \prod_{e \notin A} \alpha_e \right\}, \quad (6.30)$$

where a quasi-tree is a ribbon graph whose boundary is connected^d.

^da connected ribbon graph with a single face, in the quantum field theory terminology.

Proof. Using theorem 4.1, we can express $\mathcal{A}_{\widehat{G}_{i_0}}(\Omega, 0)$ as

$$\mathcal{A}_{\widehat{G}_{i_0}}(\Omega, 0) = \int \prod_e d\alpha_e \left[\frac{2^{f(\widehat{G}_{i_0})} \prod_e \Omega_e (1 - t_e^2)}{(2\pi\theta)^{e(\widehat{G}_{i_0}) + f(\widehat{G}_{i_0}) - v(\widehat{G}_{i_0})} \text{HU}_{\widehat{G}_{i_0}}(\Omega, t)} \right]^{D/2} \quad (6.31)$$

since the variables attached to the flags vanish. Then, using proposition 6.2, we take the Mehler kernel limit $\Omega \rightarrow 0$ and get

$$\begin{aligned} \lim_{\Omega \rightarrow 0} \mathcal{A}_{\widehat{G}_{i_0}}(\Omega, 0) &= \mathcal{A}_G^{\text{heat kernel}} \\ &= \int \prod_e d\alpha_e \left[\frac{1}{(4\pi)^{e(G) - v(G) + 1} U_G(\alpha, \theta)} \right]^{\frac{D}{2}}, \end{aligned} \quad (6.32)$$

with

$$U_G(\alpha, \theta) = \left(\frac{\theta}{2}\right)^{e(G) - v(G) + 1} \lim_{\Omega \rightarrow 0} \frac{\text{HU}_{\widehat{G}_{i_0}}(\Omega, t)}{4 \prod_e \Omega_e} \quad (6.33)$$

and $t_e = \tanh \frac{2\Omega_e \alpha_e}{\theta}$. To express this limit in terms of quasi-trees, recall that theorem 5.3 shows that

$$\frac{\text{HU}_{\widehat{G}_{i_0}}(\Omega, t)}{\prod_e \Omega_e} = \sum_{\substack{A, B \subset E(\widehat{G}_{i_0}) \\ \text{admissible}}} \left\{ 2^{V(\widehat{G}_{i_0}^A)} \left(\prod_{e \in A^c \cap B^c} \frac{t_e}{\Omega_e} \right) \left(\prod_{e \in A^c \cap B} t_e \Omega_e \right) \left(\prod_{e \in A \cap B} t_e^2 \right) \right\}. \quad (6.34)$$

In the limit $\Omega \rightarrow 0$ with $t_e = \tanh \frac{2\Omega_e \alpha_e}{\theta}$, only those terms with $B = \emptyset$ do not vanish. Accordingly

$$\lim_{\Omega \rightarrow 0} \frac{\text{HU}_{\widehat{G}_{i_0}}(\Omega, t)}{\prod_e \Omega_e} = \sum_{\substack{A \subset E(G) \\ (A, \emptyset) \text{admissible}}} \left\{ 2^{V(\widehat{G}_{i_0}^A)} \left(\prod_{e \in A^c} \frac{\alpha_e}{\theta} \right) \right\}. \quad (6.35)$$

Next, notice that (A, \emptyset) is admissible if and only if the boundary of $(A, V(\widehat{G}_{i_0}))$ has two connected components, each carrying one of the flags. To conclude, we need the following lemma.

Lemma 6.4 *The natural bijection between the edges of G and of \widehat{G}_{i_0} induces a bijection*

$$(A, V(G)) \mapsto (A, V(\widehat{G}_{i_0})), \quad (6.36)$$

between spanning quasi-trees of G and spanning subgraphs of \widehat{G}_{i_0} whose boundary has two components, each carrying one flag.

Proof. In \widehat{G}_{i_0} , let us call v the additional vertex, as in figure 14b. The set \mathcal{Q}_G of spanning quasi-trees in G is the union of two disjoint subsets, respectively $\mathcal{Q}_{G,e}$ and \mathcal{Q}_G^e , who contain or do not contain e . Let $Q \in \mathcal{Q}_G^e$. By definition, $e \notin E(Q)$. In \widehat{G}_{i_0} , v being connected to the rest of the graph only by e , the subgraph $F_{E(Q)} \subset \widehat{G}_{i_0}$ has obviously two boundaries: the boundary of v and its flag j_0 , and the boundary of its other component, which is a quasi-tree. On the contrary, let $F \subset \widehat{G}_{i_0}$ be a subgraph with two boundaries, each of which bearing a flag and such that $e \notin E(F)$. Then, one boundary of F is the

boundary of v and its flag. The rest of the graph F has thus only one boundary and is therefore a quasi-tree: $F \subset G$ is a quasi-tree.

Let us now consider the case of subgraphs, which do contain e as an edge. First of all, notice that the subgraphs of \widehat{G}_{i_0} which contain e are in one-to-one correspondence with the subgraphs of $G \vee e$ and that this map is also a bijection on the subgraphs with two boundaries, each of which bears a flag. So we are going to prove that $\mathcal{Q}_{G,e}$ is in one-to-one correspondence with the spanning subgraphs of $G \vee e$ with two boundaries, one flag per boundary.

For any ribbon graph with flags G and any $e \in E(G)$, $(G \vee e)^* = (G^*)^{\{e\}} \vee e$. Let $Q \in \mathcal{Q}_{G,e}$. Its dual Q^* is a one-vertex ribbon graph. The edge e is a loop in Q^* which implies that $(Q^*)^{\{e\}} \vee e = (Q \vee e)^*$ has two vertices, each of which bears a flag. It is exactly the dual of a subgraph of $G \vee e$ with two boundaries and one flag per boundary.

On the contrary, let $F \subset G \vee e$ be a subgraph with two faces, one flag per face. Its dual has two vertices and one flag per vertex. To map it to a subgraph of G^* , one needs to *uncut* e that is glue the two flags together and perform a partial duality wrt e . This new edge links the two vertices of F so that its partial dual has only one vertex. Its (natural) dual has therefore one boundary and is then a spanning quasi-tree of G . \square

Therefore, we always have $2^{v(\widehat{G}_{i_0}^A)} = 4$ and

$$\lim_{\Omega \rightarrow 0} \frac{\text{HU}_{\widehat{G}_{i_0}}(\Omega, t)}{4 \prod_e \Omega_e} = \sum_{\substack{A \subset E(G) \\ (A, V(G)) \text{ quasi-tree}}} \left\{ \prod_{e \notin A} \frac{2\alpha_e}{\theta} \right\}. \quad (6.37)$$

Finally, (6.30) follows from the factorization of powers of $\frac{\theta}{2}$. \square

Example 6.4 (Planar banana and non planar banana) *In the case of the planar and non planar bananas (see examples 5.4 and 6.3) bananas, let us remove one of the half lines of edge 1. Then,*

$$\begin{aligned} & \text{HU}_{\widehat{\text{planar}}_{3\text{-banana}}}(\Omega, t) = \\ & 4\Omega_1(1+t_1^2) \left[\Omega_2\Omega_3(t_2^2+t_3^2) + t_2t_3(1+\Omega_2^2\Omega_3^2) \right] + 4t_1 \left[t_2(1+t_3)^2 + t_3(1+t_2^2) \right] \end{aligned} \quad (6.38)$$

and

$$\begin{aligned} & \text{HU}_{\widehat{\text{non planar}}_{3\text{-banana}}}(\Omega, t) = \\ & 4\Omega_1(1+t_1^2) \left[\Omega_2\Omega_3(1+t_2^2t_3^2) + t_2t_3(1+\Omega_2^2\Omega_3^2) \right] + 4t_1 \left[t_2(1+t_3)^2 + t_3(1+t_2^2) \right], \end{aligned} \quad (6.39)$$

from which we deduce

$$\text{U}_{\widehat{\text{planar}}_{3\text{-banana}}}(\alpha, \theta) = \alpha_1\alpha_2 + \alpha_1\alpha_3 + \alpha_2\alpha_3 \quad (6.40)$$

and

$$\text{U}_{\widehat{\text{non planar}}_{3\text{-banana}}}(\alpha, \theta) = \alpha_1\alpha_2 + \alpha_1\alpha_3 + \alpha_2\alpha_3 + \left(\frac{\theta}{2}\right)^2. \quad (6.41)$$

All the terms in (6.40) and the first three terms in (6.41) correspond to the spanning trees. The last term in (6.41) is the quasi-tree made of all edges.

In fact, U_G is an evaluation of the multivariate Bollobás-Riordan polynomial $\mathcal{Z}(a, q, c)$

$$U_G(\alpha, \theta) = \left(\frac{\theta}{2}\right)^{e(G)-v(G)+1} \lim_{c \rightarrow 0} c^{-1} \mathcal{Z}_G\left(\frac{2\alpha}{\theta}, 1, c\right). \quad (6.42)$$

Equivalently, it can be expressed in terms of the polynomial \mathcal{Q} as

$$U_G(\alpha, \theta) = \left(\frac{\theta}{2}\right)^{e(G)-v(G)+1} \mathcal{Q}_G\left(\frac{2\alpha}{\theta}, 1, 0, 0, r\right), \quad (6.43)$$

with $r_1 = 1$ and $r_n = 0$ for $n \neq 1$. This suggests that U_G has a natural transformation under partial duality.

Corollary 6.5 *For any $A \subset E(G)$, the first Symanzik polynomial transforms under partial duality as*

$$U_{G^A}(\alpha, \theta) = \left(\frac{\theta}{2}\right)^{v(G)-v(G^A)} \left(\prod_{e \in A} \frac{2\alpha_e}{\theta}\right) U_G(\alpha_A, \theta), \quad (6.44)$$

with $[\alpha_A]_e = \frac{\theta^2}{4\alpha_e}$ if $e \in A$ and $[\alpha_A]_e = \alpha_e$ if $e \notin A$.

Proof. First write (6.43) as

$$\left(\frac{2}{\theta}\right)^{e(G^A)-v(G^A)+1} U_{G^A}(\alpha, \theta) = \mathcal{Q}_{G^A}(x, y, 0, 0, r), \quad (6.45)$$

with $x_e = \frac{2\alpha_e}{\theta}$ and $y_e = 1$. Then, partial duality for \mathcal{Q} reads

$$\mathcal{Q}_{G^A}(x, y, 0, 0, r) = \mathcal{Q}_G(x', y', 0, 0, r) \quad (6.46)$$

with $x'_e = 1$ and $y'_e = \frac{2\alpha_e}{\theta}$ for $e \in A$ and $x'_e = \frac{2\alpha_e}{\theta}$ and $y'_e = 1$ for $e \notin A$. Next, we expand

$$\begin{aligned} \mathcal{Q}_G(x', y', 0, 0, r) &= \sum_{\substack{A' \subset E(G) \\ (A', V(G)) \text{ quasi-tree}}} \left\{ \left(\prod_{e \in A'^c \cap A^c} \frac{2\alpha_e}{\theta}\right) \left(\prod_{e \in A' \cap A} \frac{2\alpha_e}{\theta}\right) \right\} \\ &= \sum_{\substack{A' \subset E(G) \\ (A', V(G)) \text{ quasi-tree}}} \left\{ \left(\prod_{e \in A'^c \cap A^c} \frac{2\alpha_e}{\theta}\right) \left(\prod_{e \in A'^c \cap A} \frac{2\alpha_e}{\theta} \frac{\theta}{2\alpha_e}\right) \left(\prod_{e \in A' \cap A^c} \frac{2\alpha_e}{\theta} \frac{\theta}{2\alpha_e}\right) \left(\prod_{e \in A' \cap A} \frac{2\alpha_e}{\theta}\right) \right\} \\ &= \left(\prod_{e \in A} \frac{2\alpha_e}{\theta}\right) \sum_{\substack{A' \subset E(G) \\ (A', V(G)) \text{ quasi-tree}}} \left\{ \left(\prod_{e \in A'^c \cap A^c} \frac{2\alpha_e}{\theta}\right) \left(\prod_{e \in A'^c \cap A} \frac{\theta}{2\alpha_e}\right) \right\} = \mathcal{Q}_G(x'', y'', 0, 0, r), \end{aligned} \quad (6.47)$$

with $x''_e = \frac{\theta}{2\alpha_e}$ for $e \in A$ and $x''_e = \frac{2\alpha_e}{\theta}$ for $e \notin A$ and $y''_e = 1$ for all e . Reverting to the Symanzik polynomials U_G and U_{G^A} , we get the announced result. \square

Example 6.5 (Non-planar double tadpole in the heat kernel theory) *The partial dual of a cycle of length 2 with respect to one of its edge is the non-planar double tadpole (see example 5.5). For a cycle of length two, we have a sum over 2 spanning trees*

$$U_{\substack{\text{cycle with} \\ 2 \text{ edges}}}(\alpha_1, \alpha_2, \theta) = \alpha_1 + \alpha_2, \quad (6.48)$$

from which we deduce, using partial duality,

$$U_{\substack{\text{non-planar} \\ \text{double tadpole}}}(\alpha_1, \alpha_2, \theta) = \alpha_1 \alpha_2 + \left(\frac{\theta}{2}\right)^2. \quad (6.49)$$

Finally, in the commutative limit $\theta \rightarrow 0$ we recover the well known expression of the first Symanzik polynomial as a sum over spanning trees.

Corollary 6.6

$$\lim_{\theta \rightarrow 0} U_G(\alpha, \theta) = \sum_{\substack{A \subset E(G) \\ (A, V(G)) \text{ tree}}} \left\{ \prod_{e \notin A} \alpha_e \right\}. \quad (6.50)$$

Proof. In this limit, only the subsets A such that $|A| - |V| + 1 = 0$ contribute to (6.30). This condition characterizes spanning trees. \square

6.4 The commutative Mehler kernel limit $\theta \rightarrow 0$

In this section, we derive a combinatorial formula for the first hyperbolic polynomial in the commutative limit $\theta \rightarrow 0$ in terms of trees and unicyclic graphs. First of all, to recover a commutative quantum field theory with the Mehler kernel corresponding to an harmonic oscillator of frequency Ω instead of $\tilde{\Omega} = \frac{2\Omega}{\theta}$ we have to substitute $\Omega \rightarrow \frac{\theta\Omega}{2}$ in (4.25).

In order to simplify the analysis, we restrict ourselves to graphs without flags^e. For such a graph, the commutative limit of the amplitude reads (see proposition 4.3)

$$\lim_{\theta \rightarrow 0} \mathcal{A}_G\left(\frac{\theta\Omega}{2}\right) = \lim_{\theta \rightarrow 0} \int \prod_e d\alpha_e \left[\frac{\prod_e \Omega_e (1 - t_e^2)}{(4\pi)^{e(G)} (2\pi\theta)^{-v(G)} \text{HU}_G\left(\frac{\theta\Omega}{2}, t\right)} \right]^{\frac{D}{2}} = \mathcal{A}_G^{\text{commutative}}(\Omega). \quad (6.51)$$

In the limit $\theta \rightarrow 0$, the only terms that survive in $\theta^{-v(G)} \text{HU}_G\left(\frac{\theta\Omega}{2}, t\right)$ are associated with subgraphs of G having at most one cycle per connected component.

Proposition 6.7 *For a ribbon graph G without flag,*

$$\lim_{\theta \rightarrow 0} \theta^{-v(G)} \text{HU}_G\left(\frac{\theta\Omega}{2}, t\right) = \sum_{\substack{A' \subset E(G) \text{ s.t. } (A', V(G)) \\ \text{commutative admissible}}} \left\{ \prod_{e \in E(G) - A'} t_e \prod_{K \text{ connected components} \\ \text{of } (A', V(G))} \mathcal{W}_K(\Omega, t) \right\}, \quad (6.52)$$

where a spanning subgraph is commutative admissible if its connected components are trees (with a least one edge) and unicyclic graphs (i.e. connected graphs with a single cycle). If K is a tree T , its weight is

$$\mathcal{W}_T(\Omega, t) = 2^{1-|T|} \sum_{t \in T} \left\{ \Omega_e^2 t_e \prod_{e' \in T - \{e\}} \Omega_{e'} (1 + t_{e'}^2) \right\} \quad (6.53)$$

^eOtherwise there are extra powers of θ on the external corners that arise from Dirac distribution on the flags, as we have seen on the examples in section 5.3.

and if K is a unicyclic graph U with cycle edges C , its weight is

$$\mathcal{W}_U(\Omega, t) = 2^{2-|U|} \sum_{\substack{C' \subset C \\ |C'| \text{ odd}}} \left\{ \prod_{e \in C'} \Omega_e t_e^2 \prod_{e' \in U-C'} \Omega_{e'} (1 + t_{e'}^2) \right\}. \quad (6.54)$$

Proof. First recall that

$$\text{HU}_G(\Omega, t) = \sum_{\substack{A, B \subset E(G) \\ \text{admissible}}} 2^{V(G^A)} \left(\prod_{e \in A^c \cap B^c} t_e \right) \left(\prod_{e \in A^c \cap B} t_e \Omega_e^2 \right) \left(\prod_{e \in A \cap B^c} \Omega_e \right) \left(\prod_{e \in A \cap B} \Omega_e t_e^2 \right), \quad (6.55)$$

with (A, B) admissible if each vertex of the graph obtained from G^A by cutting the edges in B and removing those in B^c has an even number of flags. After the rescaling $\Omega \rightarrow \frac{\Omega \theta}{2}$, only those graphs for which

$$|A| + 2|A^c \cap B| \leq v(G) \quad (6.56)$$

contribute to the commutative limit (6.52). Let $A' = A \cup (A^c \cap B)$ and let $\{K_n\}$ be the connected components of $(A', V(G))$. We first show that each K_n is either a unicyclic graph with no edge in B or a tree with one edge in B and then compute its weight.

Let A'_n denote the edge set of K_n , V_n its vertex set and $B_n = A'_n \cap A^c \cap B$. Thus (6.56) can be written as a sum over connected components

$$\sum_n |A'_n| - |V_n| + |B_n| \leq 0. \quad (6.57)$$

With (A, B) admissible, this implies that for each n

$$|A'_n| - |V_n| + |B_n| = 0. \quad (6.58)$$

Indeed, if this is not the case, then there is n_0 such that $|A'_{n_0}| - |V_{n_0}| + |B_{n_0}| \neq 0$. Without loss of generality, we may assume that $|A'_{n_0}| - |V_{n_0}| + |B_{n_0}| < 0$, since if it is strictly positive in one connected component, it has to be strictly negative in another one to obey (6.57). Then $|A'_{n_0}| - |V_{n_0}| + 1 + |B_{n_0}| \leq 0$, but since $|A'_{n_0}| - |V_{n_0}| + 1$ (the dimension of the cycle space of K_{n_0}) and $|B_{n_0}|$ are positive, this implies that $|A'_{n_0}| - |V_{n_0}| + 1 = |B_{n_0}| = 0$. Therefore, K_{n_0} is a tree and $A'_n \cap B \subset A$, which means that all the edges of K_{n_0} belong to A and no edge in $B \cap A^c$ is incident to a vertex of K_{n_0} . In the partial dual G^A , K_{n_0} gives rise to a single vertex with loops and the cuts of the edges in B always yields an even number of flags since there is no edge in $B \cap A^c$ incident to this vertex. This is in contradiction with the fact that (A, B) is admissible, so that (6.58) holds.

Let us rewrite (6.58) as

$$|A'_n| - |V_n| + 1 + |B_n| - 1 = 0. \quad (6.59)$$

Because $|A'_n| - |V_n| + 1 \geq 0$, $|B_n| \geq 2$ is impossible. With $|B_n| = 1$, we have $|A'_n| - |V_n| + 1 = 0$ so that K_n is a tree with a single edge in B . For $|B_n| = 0$, we obtain $|A'_n| - |V_n| + 1 = 1$, so that K_n is a unicyclic graph with no edge in B .

To compute the weights, let us first note that $E - A' = A^c \cap B^c$, so that the contributions of the connected components K_n factorize and each $e \in E - A'$ yields a factor of t_e . If K_{n_0} is a tree, then the partial duality with respect to A yields two vertices with loops

attached joined by the edge in B . Each loop contributes a factor of $\frac{\Omega_e(1+t_e^2)}{2}$, the edge in B $\frac{t_e\Omega^2}{4}$ and there is an additional factor of 4 since k_{n_0} yields two vertices in G^A . Summing terms that only differ by the position of the edge in B on the tree, we obtain (6.53). If K_n is a unicyclic graph, then in the partial dual it becomes two vertices with loops, joined by the cycle edges. Each loop contributes a factor of $\frac{\Omega_e(1+t_e^2)}{2}$ and we cut an odd number of cycle edges for (A, B) to be admissible. Finally, this yields two vertices in G^A so that we have an additional factor of 4. This proves (6.54). \square

Example 6.6 (Dumbbell) *For the dumbbell graph (see 5.7), the commutative limit is*

$$\begin{aligned} \lim_{\theta \rightarrow 0} \theta^{-2} \text{HU}_{\text{dumbbell}}\left(\frac{\theta\Omega}{2}, t\right) &= 4t_1\Omega_2t_2^2\Omega_3t_3^2 + 4t_1\Omega_1^2t_2t_3 \\ &\quad + 4\Omega_2t_2^2\Omega_1(1+t_1^2)t_3 + 4\Omega_3t_3^2\Omega_1(1+t_1^2)t_2, \end{aligned} \quad (6.60)$$

which corresponds to the covering by two disjoint cycles, one tree and the two unicycles.

Example 6.7 (Planar banana and non planar banana) *For the planar and non planar bananas (see examples 5.4 and 6.3) bananas, we have*

$$\begin{aligned} \lim_{\theta \rightarrow 0} \text{HU}_{\text{planar } 3\text{-banana}}\left(\frac{2\Omega}{\theta}, t\right) &= \lim_{\theta \rightarrow 0} \text{HU}_{\text{non planar } 3\text{-banana}}\left(\frac{2\Omega}{\theta}, t\right) = \\ &= t_1t_2t_3[\Omega_1^2 + \Omega_2^2 + \Omega_3^2] \\ &\quad + t_1\Omega_2\Omega_3[t_2^2 + t_3^2] + t_2\Omega_1\Omega_3[t_1^2 + t_3^2] + t_3\Omega_1\Omega_2[t_1^2 + t_2^2]. \end{aligned} \quad (6.61)$$

The first term corresponds to the contribution of the three spanning trees and the last one to the three cycles with two edges. As expected, there is no difference between the two polynomial since the two graphs only differ by a non cyclic permutation of the half-lines at one of the vertices.

Conclusion and outlooks

Motivated by the quest of an explicit combinatorial expression of the polynomial appearing in the parametric expression of the Feynman graph amplitudes of the Grosse-Wulkenhaar model, we have introduced a new topological polynomial for ribbon graphs with flags. This polynomial is a natural extension of the multivariate Bollobás-Riordan polynomial, with a reduction relation that involves two additional operations and that preserves the invariance under partial duality. This work raises the following questions.

From a purely mathematical point of view, the Bollobás-Riordan polynomial is intimately tied with knot theory. This relation relies on its invariance under partial duality so that it is natural to inquire whether our newly introduced polynomial could also be related to knot invariants.

Moreover, graph theoretical techniques have proven instrumental in the evaluation of some of the Feynman amplitude as multiple zeta functions [5, 6]. This may also be the case for Grosse-Wulkenhaar model with special properties expected to occur in the critical case $\Omega = 1$. A first step towards a study of the Grosse-Wulkenhaar amplitudes from the point of view of algebraic geometry has already been taken in [2].

Finally, attempts at a quantum theory of gravity based on generalized matrix models yield new graph polynomials, as pioneered in [11].

References

- [1] A. Abdesselam. "Grassmann-Berezin Calculus and Theorems of the Matrix-Tree Type". [math.CO/0306396](#).
- [2] P. Aluffi and M. Marcolli. "Feynman motives of banana graphs". July 2008. [arXiv:0807.1690](#).
- [3] B. Bollobás. *Modern Graph theory*, volume 184 of *Graduate Texts in Mathematics*. Springer, 1998.
- [4] B. Bollobás and O. Riordan. "A polynomial of graphs on surfaces". *Math. Ann.*, **323**:81–96, January 2002.
- [5] F. Brown. "On the periods of some Feynman integrals". October 2009. [arXiv:0910.0114](#).
- [6] F. Brown and K. Yeats. "Spanning forest polynomials and the transcendental weight of Feynman graphs". October 2009. [arXiv:0910.5429](#).
- [7] S. Chmutov. "Generalized duality for graphs on surfaces and the signed Bollobás-Riordan polynomial". *J. Combinatorial Theory, Ser. B*, **99** (3):617–638, 2009. [arXiv:0711.3490](#), doi: 10.1016/j.jctb.2008.09.007.
- [8] H. Grosse and R. Wulkenhaar. "Power-counting theorem for non-local matrix models and renormalisation". *Commun. Math. Phys.*, **254** (1):91–127, 2005. [arXiv:hep-th/0305066](#).
- [9] H. Grosse and R. Wulkenhaar. "Renormalisation of ϕ^4 -theory on noncommutative \mathbb{R}^4 in the matrix base". *Commun. Math. Phys.*, **256** (2):305–374, 2005. [arXiv:hep-th/0401128](#).
- [10] R. Gurău and V. Rivasseau. "Parametric representation of non-commutative field theory". *Commun. Math. Phys.*, **272**:811, 2007. [arXiv:math-ph/0606030](#).
- [11] R. Gurău. "Topological Graph Polynomials in Colored Group Field Theory". November 2009. [arXiv:0911.1945](#).
- [12] S. Huggett and I. Moffatt. "Expansions for the Bollobás-Riordan polynomial of separable ribbon graphs". *Annals of Combinatorics*, 2009. To appear. [arXiv:0710.4266](#).
- [13] C. Itzykson and J.-B. Zuber. *Quantum Field Theory*. McGraw-Hill, 1980.
- [14] R. W. Kenyon. "Lectures on dimers". Lecture notes for lectures at the Park City Math Institute, summer 2007, October 2009. [arXiv:0910.3129](#).
- [15] T. Krajewski, V. Rivasseau, A. Tanasă, and Z. Wang. "Topological Graph Polynomials and Quantum Field Theory. Part I: Heat Kernel Theories". To be published in *J. Noncommut. Geom.* [arXiv:0811.0186](#).
- [16] I. Moffatt. "Knot invariants and the Bollobás-Riordan polynomial of embedded graphs". *European Journal of Combinatorics*, **29**:95–107, 2008.
- [17] I. Moffatt. "Partial Duality and Bollobás and Riordan's Ribbon Graph Polynomial". *Discrete Mathematics*, **310**:174–183, 2010. [arXiv:0809.3014](#).
- [18] N. Nakanishi. *Graph theory and Feynman integrals*. Gordon and Breach, 1971.
- [19] V. Rivasseau and A. Tanasa. "Parametric representation of "critical" noncommutative QFT models". *Commun. Math. Phys.*, **279**:355, 2008. [arXiv:hep-th/0701034](#).
- [20] V. Rivasseau, F. Vignes-Tourneret, and R. Wulkenhaar. "Renormalization of noncommutative ϕ^4 -theory by multi-scale analysis". *Commun. Math. Phys.*, **262**:565–594, 2006. [arXiv:hep-th/0501036](#).

- [21] A. Sokal. “The multivariate Tutte polynomial (alias Potts model) for graphs and matroids”. In *Survey in Combinatorics*, volume 327 of *London Mathematical Society Lecture Notes*, 2005. [arXiv:math/0503607](#).
- [22] W. T. Tutte. *Graph theory*, volume 21 of *Encyclopedia of Mathematics and its Applications*. Addison-Wesley Publishing Company, 1984.
- [23] F. Vignes-Tourneret. “The multivariate signed Bollobás-Riordan polynomial”. *Discrete Mathematics*, **309**:5968–5981, 2009. [arXiv:0811.1584](#), [doi:10.1016/j.disc.2009.04.026](#).