

The phase portrait of a matter bounce in Hořava-Lifshitz cosmology

Ewa Czuchry

*Soltan Institute for Nuclear Studies
ul. Hoża 69, 00-681 Warszawa, Polska.*

Abstract

The occurrence of a bounce in FRW cosmology requires modifications of general relativity. An example of such a modification is the recently proposed Hořava-Lifshitz theory of gravity, which includes a “dark radiation” term with a negative coefficient in the analog of the Friedmann equation. This paper describes a phase space analysis of models of this sort with the aim of determining to what extent bouncing solutions can occur. A simplification, valid in the relevant region, allows a reduction of the dimension of phase space so that visualization in three dimensions is possible. It is found that a bounce is possible, but not generic in models under consideration. Apart from previously known bouncing solutions some new ones are also described. Other interesting solutions found include ones which describe a novel sort of oscillating universes.

1. Introduction

The standard Λ CDM model has solved many issues in cosmology. However, in spite of all this success, it also leaves a number of issues unaddressed. Perhaps the most significant is the problem of initial singularity, where general relativity breaks down. There have been many attempts to modify Einstein’s theory to avoid this singularity. Some are made at classical level, some involve quantum effects. Examples include the ekpyrotic/cyclic model ([1, 2, 3]) and loop quantum cosmology ([4, 5, 6]), which replace the Big Bang with a Big Bounce. Attempts to address these issues at the classical level include braneworld scenarios ([7, 8]), where the universe goes from an era of accelerated collapse to an expanding era without any divergences or singular behavior. There are also higher order gravitational theories and theories with scalar fields (see [9] for a review of bouncing cosmologies). It is however fair to say that the issue of the initial singularity remains one of the key questions of early Universe cosmology, and the idea that it is avoided due to a bounce is remains an elusive (and

Email address: `eczuchry@fuw.edu.pl` (Ewa Czuchry)

promising) notion. As discussed below, it is clear that close to the singularity the Friedmann equation has to be modified for a bounce to be possible.

In recent months much effort has been devoted to studies of a proposal for a UV complete theory of gravity due to Hořava [10, 11, 12, 13]. Because in the UV the theory possesses a fixed point with an anisotropic, Lifshitz scaling between time and space, this theory is referred to as Hořava-Lifshitz gravity. Soon after this theory was proposed many specific solutions of this theory have been found, including cosmological ones ([14, 15, 16, 17, 18, 19, 20, 21]). It was also realized that the analog of the Friedmann equation in HL gravity contains a term which scales in the same way as dark radiation in braneworld scenarios [14, 15, 16] and gives a negative contribution to the energy density. Thus, at least in principle it is possible to obtain non-singular cosmological evolution within Hořava theory, as it was pointed out in [14, 16, 22].

Although there is presently much discussion of possible problems and instabilities of Hořava-Lifshitz gravity [23, 24, 25, 26], it is still very interesting to perform a detailed investigation of the influence of the additional terms in the Friedmann equation in HL gravity on the existence and stability of a cosmological bounce. In this paper we are going to analyze how these terms affect the dynamics of the system using phase portrait techniques described in [29, 30], and then compare the results with those valid in standard cosmology. In order to concentrate on modifications created by the “dark radiation” terms, we will work in the regime of small scale factor a , when standard curvature and cosmological constant terms become negligible. Thus, the present analysis can be regarded as an exploration of the cosmologies with modified equations of motion, where the particular modifications considered are inspired by Hořava cosmology. In particular, the main question addressed is the impact of these modifications on the existence of a bounce, which is otherwise not possible.

Related analysis of Hořava-Lifshitz cosmology have recently appeared in [27] and [28], which we become aware of while this work was being typed. Those papers address a somewhat different set of issues from what we have pursued. The analysis presented in [27] and [28] consider the full 4-dimensional phase space of HL cosmology. The results presented here focus on the region close to where the scale factor vanishes, which admits a critical simplification: the number of dynamical equations under study can be reduced from 4 to 3 (as discussed in more detail in Section 3). This makes it possible to visualize the possible phase space trajectories in a 3-dimensional space.

The structure of the paper is following: in Section 2. we briefly sketch Hořava-Lifshitz gravity and cosmology. In Section 3. the possibility of bounce is discussed. In Section 4 we discuss phase portraits of the discussed system of equations and describe different families of phase trajectories.

2. Hořava-Lifshitz cosmology

The metric of Hořava-Lifshitz theory, due to anisotropy in UV, is written in the $(3+1)$ -dimensional ADM formalism:

$$ds^2 = -N^2 dt^2 + g_{ij}(dx^i - N^i dt)(dx^j - N^j dt), \quad (1)$$

where N , N_i and g_{ij} are dynamical variables. The action of Hořava-Lifshitz theory is [12]

$$\begin{aligned} I &= \int dt d^3x (\mathcal{L}_0 + \mathcal{L}_1), \\ \mathcal{L}_0 &= \sqrt{g}N \left\{ \frac{2}{\kappa^2} (K_{ij}K^{ij} - \lambda K^2) + \frac{\kappa^2 \mu^2 (\Lambda R - 3\Lambda^2)}{8(1-3\lambda)} \right\}, \\ \mathcal{L}_1 &= \sqrt{g}N \left\{ \frac{\kappa^2 \mu^2 (1-4\lambda)}{32(1-3\lambda)} R^2 - \frac{\kappa^2}{2\omega^4} Z_{ij}Z^{ij} \right\}, \end{aligned} \quad (2)$$

where K_{ij} is extrinsic curvature of a spacelike hypersurface with a fixed time, a dot denotes a derivative with respect to t and covariant derivatives defined with respect to the spatial metric g_{ij} . Moreover

$$Z_{ij} = C_{ij} - \frac{\mu\omega^2}{2} R_{ij}. \quad (3)$$

κ^2 , λ , μ , ω and Λ are constant parameters and the Cotton tensor, C_{ij} , is defined by

$$C^{ij} = \epsilon^{ikl} \nabla_k \left(R^j_l - \frac{1}{4} R \delta^j_l \right) = \epsilon^{ikl} \nabla_k R^j_l - \frac{1}{4} \epsilon^{ikj} \partial_k R. \quad (4)$$

In (2), \mathcal{L}_0 is the kinetic part of the action, while \mathcal{L}_1 gives the potential of the theory in the so-called “detailed-balance” form.

Comparing the action of Hořava-Lifshitz theory to the Einstein-Hilbert action of general relativity, one can see that the speed of light, Newton’s constant and the cosmological constant are

$$c = \frac{\kappa^2 \mu}{4} \sqrt{\frac{\Lambda}{1-3\lambda}}, \quad G = \frac{\kappa^2 c}{32\pi}, \quad \Lambda_E = \frac{3}{2} \Lambda, \quad (5)$$

respectively. Setting dynamical constant $\lambda = 1$, reduces the first three terms in (2) to the usual ones of Einstein’s relativity.

The equations for Hořava-Lifshitz cosmology are obtained in this limiting case – so called IR limit – with $\lambda = 1$, and imposing condition of homogeneity and isotropy of the metric, i.e. the equations of motion are obtained by varying the action (2) with respect to N , a , and φ , and setting $N = 1$ at the end of the calculation, leading to

$$H^2 = -\frac{k}{a^2} - \frac{\Lambda_E}{3} - \frac{\kappa^4 \mu^2 k^2}{32\alpha a^4} + \frac{\rho}{6\alpha}, \quad (6)$$

$$\dot{H} + \frac{3}{2} H^2 = -\frac{k}{2a^2} - \frac{\Lambda_E}{2} + \frac{\kappa^4 \mu^2 k^2}{64\alpha a^4} - \frac{p}{4\alpha}, \quad (7)$$

and also equation of motion for the scalar field:

$$\ddot{\varphi} + 3H\dot{\varphi} + V' = 0, \quad (8)$$

where $H = \dot{a}/a$, p and ρ are the pressure and energy density of the scalar matter field, respectively, a prime denotes the derivative with respect to φ . The significant new terms in the above equations of motion are the $(1/a^4)$ -terms on the right-hand sides of (6) and (7). They are reminiscent of the dark radiation term in braneworld cosmology [31] and are present only if the spatial curvature of the metric is non-vanishing.

3. Existence of bounce

New terms in the cosmological equations introduce the possibility of a bounce. The form of (6), with $k = \pm 1$ implies that it is possible that $H = 0$ at some moment of time. This is a necessary condition for the realization of the bounce. It was pointed out in [14], that it may happen in the presence of matter, at the critical time t_* , $a = a_*$, when the critical energy density is equal to

$$\rho = \rho_* = \frac{12}{\kappa^2} \left(\frac{k}{a_*^2} + \frac{\Lambda_E}{3} + \frac{\kappa^4 \mu^2}{64} \frac{k^2}{a_*^4} \right), \quad (9)$$

which is determined by the couplings of the theory.

From the continuity equation it follows that at the bounce point $\dot{H} > 0$. Therefore a transition from a contracting to an expanding phase may be possible. It was shown in [22] that the necessary condition for a cosmological bounce is that the energy density of regular matter increases less fast than a^{-4} as the scale factor decreases and $(\frac{\rho}{12} - p) > 0$.

We begin our considerations during a contracting phase. At the beginning the scale factor is quite large and the contribution of dark radiation to the total energy density is quite small. As the universe contracts, the energy density increases and the scale factor decreases rapidly. When a critical density is achieved, a big bounce is about to take place.

To analyze the dynamics of the universe near the bounce, we will explore the equations of motion (6) and (7) keeping the leading dark radiation terms but neglecting the curvature and cosmological constant terms which are much smaller when the scale factor a is small. This procedure, valid near the bounce, reduces the number of variables and dimension of phase-space. More precisely, if these subleading terms are neglected it is possible to express the dark radiation term, $\sim 1/a^4$, in terms of φ , $\dot{\varphi}$ and H . This way the scale factor a no longer appears explicitly in the system of equations, in a similar manner as in [29, 30]. The results implied by solutions of this system are thus valid in the neighborhood of the bounce, for small values of a , and show implications of dark energy terms on the dynamics of the universe.

For purposes of illustration, we will model the matter sector in this pre-bounce epoch by assuming it is described by a scalar field φ with a potential

$$V(\varphi) = \frac{1}{2} m^2 \varphi^2. \quad (10)$$

For calculational simplicity we put $m = 1$.

This way and inserting $\alpha = 2/\kappa^2$, we have the following equations modeling bounce in the Hořava-Lifshitz cosmology.

$$\dot{H} \approx -\frac{\kappa^2}{8}\dot{\varphi}^2 + \frac{\kappa^4\mu^2}{32}\frac{k^2}{a^4}, \quad (11)$$

$$H^2 \approx \frac{\kappa^2}{24}(\dot{\varphi}^2 + \varphi^2) - \frac{\kappa^4\mu^2}{64}\frac{k^2}{a^4}. \quad (12)$$

It is worth noting that Eq. (11) is implied by the time derivative of Eq. (12) simplified with the use of Eq. (8). Hence the system is still self-consistent.

The value of κ^2 may be expressed in terms of cosmological constants (5), we will work in units such that $8\pi G = 1$ and $c = 1$. Then

$$\kappa^2 = 32\pi Gc, \quad (13)$$

and the values of μ are left arbitrary. Therefore we have the following equations of motion near the bounce:

$$\dot{H} = -\frac{1}{2}\dot{\varphi}^2 + \frac{\mu^2 k^2}{2a^4} \quad (14)$$

$$H^2 = -\frac{1}{6}(\dot{\varphi}^2 + \varphi^2) - \frac{\mu^2 k^2}{4a^4}, \quad (15)$$

plus the equation of motion for the scalar field. Substituting

$$\frac{\mu^2 k^2}{4a^4} = \frac{1}{6}(\dot{\varphi}^2 + \varphi^2) - H^2 \quad (16)$$

into the equation for \dot{H} leads the following set of equations:

$$\ddot{\varphi} = -\varphi - 3\dot{\varphi}H, \quad (17)$$

$$\dot{H} = \frac{1}{3}(\varphi^2 - \frac{\dot{\varphi}^2}{2}) - 2H^2, \quad (18)$$

with the constraint:

$$H^2 = \frac{1}{6}(\dot{\varphi}^2 + \varphi^2) - \frac{\mu^2 k^2}{4a^4}. \quad (19)$$

4. Phase portrait

4.1. Phase space

We are going to reduce the above equations to a set of first order ODEs. This will allow us to represent their solutions using phase portraits, i.e. plots of trajectories in the 3D phase space $(\phi, \dot{\phi}, H)$. We will follow similar a similar procedure as that described in ([29, 30]).

The local geometry of the phase portrait is characterized by the nature and position of its critical points. These points are locations where the derivatives

of all the dynamic variables, i.e. the r.h.s. of (17-19), vanish. Moreover, they are the only points where phase trajectories may start, end, or intersect. They can also begin or end in infinity, and then – after a suitable coordinate transformation projecting the complete phase space onto a compact region (so called Poincaré projection) – there may be well defined *infinite* critical points. The set of finite and infinite critical points and their characteristic, given by the properties of the Jacobian matrix of the linearized equations at those points, provides a qualitative description of the given dynamical system.

We start by rewriting equations (17-19) in terms of the variables

$$x \equiv \phi; \quad y \equiv \phi'; \quad z \equiv \frac{\dot{a}}{a}, \quad (20)$$

which gives three “evolution” equations

$$\dot{x} = y, \quad (21)$$

$$\dot{y} = -x - 3yz, \quad (22)$$

$$\dot{z} = \frac{1}{3}(x^2 - \frac{y^2}{2}) - 2z^2, \quad (23)$$

and the constraint equation becomes

$$z^2 = \frac{1}{6}(x^2 + y^2) - \frac{\mu^2 k^2}{4a^4}. \quad (24)$$

We keep the value of the parameter μ arbitrary. This parameter does not alter solutions of the system (21-23), but it specifies values of a on an obtained trajectory, whose equation has to fulfill the constraint equation (24).

For $k = 0$ equation (24) reduces to

$$z^2 = \frac{1}{6}(x^2 + y^2). \quad (25)$$

i.e. to a double cone. Its two branches, the upper one corresponding to expansion and lower one to contraction, connect at a point: $(0,0,0)$, which is a critical point (see below). Hence there are no trajectories passing from one branch of the cone to the other. For $k = \pm 1$ all trajectories lie between the branches of the cone $z^2 = \frac{1}{6}(x^2 + y^2)$. Moreover this cone is a limiting surface for trajectories with large a . The further a trajectory lies from this cone, the smaller are the values of a along it, i.e. the better works the simplification of the equations of motion.

The bounce happens when a phase trajectory passes from the region $z < 0$ to region $z > 0$, intersecting the plane $z = 0$. At the crossing point $\dot{z} > 0$ must hold. Equation 23 implies that this happens if the crossing point is contained between lines $y = \sqrt{2}x$ and $y = -\sqrt{2}x$ laying on the plane $z = 0$. Those lines are the $z = 0$ section of an elliptic cone $x^2 - \frac{y^2}{2} - 6z^2 = 0$, whose interior consists of trajectories with $\dot{z} > 0$ (eq. (23)). The area outside this cone is filled with trajectories along which $\dot{z} < 0$.

To find the finite critical points we set all right-hand-sides of equations (21-23) to zero. This gives rise to the conditions

$$x = y = z = 0. \quad (26)$$

As we will discuss in the sequel, stability properties of this point is determined by the eigenvalues of the Jacobian of the system (21-23). Point $O = (0, 0, 0)$ lays on a center line – z -axis – surrounded by closed orbits.

To find critical points that occur at infinite values of the parameters we rescale the infinite space (x, y, z) into a finite Poincaré sphere by means of the coordinate change:

$$x = \frac{\tilde{x}}{1 - \tilde{r}}, \quad (27)$$

$$y = \frac{\tilde{y}}{1 - \tilde{r}}, \quad (28)$$

$$z = \frac{\tilde{z}}{1 - \tilde{r}}, \quad (29)$$

where $\tilde{r}^2 = \tilde{x}^2 + \tilde{y}^2 + \tilde{z}^2$. We also rescale the time parameter t by defining $d\tilde{t} = dt/(1 - \tilde{r})$. In these coordinates our phase space is contained within a sphere of radius one – infinity corresponds to $\tilde{r} = 1$. This is a conformal transformation, hence the limiting cone for phase trajectories is $\tilde{z}^2 = \frac{1}{6}(\tilde{x}^2 + \tilde{y}^2)$; all physical trajectories are contained within this cone. Bounce points are located on the plane $\tilde{z} = 0$ within the region bounded by lines $\tilde{y} = \sqrt{2}\tilde{x}$ and $\tilde{y} = -\sqrt{2}\tilde{x}$. The region containing trajectories with $\dot{\tilde{z}} > 0$ (i.e. with H increasing) is bounded by an elliptic cone $\tilde{x}^2 - \frac{\tilde{y}^2}{2} - 6\tilde{z}^2 = 0$. In subsequent considerations we shall omit the tilde and write x, y, z instead of $\tilde{x}, \tilde{y}, \tilde{z}$, etc.

We have found 12 infinite critical points. Their coordinates on the Poincaré sphere at $r = 1$ are shown in the Table 1. In order to determine stability properties of critical points one has to linearize transformed equations (21-23) at each point. Inserting $\vec{x} = \vec{x}_0 + \delta\vec{x}$, where $\vec{x} = (x, y, z)$, and keeping terms up to 1st order in $\delta\vec{x}$ leads to an evolution equation of the form $\delta\dot{\vec{x}} = A\delta\vec{x}$. Eigenvalues of A describe stability properties at the given point.

At the finite critical point $O = (0, 0, 0)$, the matrix A has 2 purely imaginary eigenvalues, which implies there are closed orbits in the xy -plane encircling the z -axis. Apart from this, among the infinite critical points there are 4 saddle points (more precisely saddle lines with end points at S_1, S_2, S_3, S_4). In the contracting part of the phase portrait ($z < 0$) there are two attracting nodes A_2 and A_4 and two repulsing lines starting at R_1 and R_2 . Hyperbolic areas near the nodes are bounded by repulsing lines which play role of separatrices. The expanding part is a mirror ("reversed in time") of the contracting one.

Stability properties of infinite critical points are described in the Table 1, their position in 3D phase space, on a Poincaré sphere, is shown in Fig. 1.

4.2. Trajectories

When spatial curvature $k = 0$ then phase trajectories lay on the limiting cone $\tilde{z}^2 = \frac{1}{6}(x^2 + y^2)$, as shown in the Figure 2. In the contracting part all

Point	φ	θ	Stability
S1	$\arcsin \sqrt{2/3}$	$\pi/2$	Saddle line
S2	$\pi - \arcsin \sqrt{2/3}$	$\pi/2$	Saddle line
S3	$\pi + \arcsin \sqrt{2/3}$	$\pi/2$	Saddle line
S4	$2\pi - \arcsin \sqrt{2/3}$	$\pi/2$	Saddle line
A1	0	$\arccos \frac{\sqrt{7}}{7}$	Attracting line
R1	0	$\pi - \arccos \frac{\sqrt{7}}{7}$	Repelling line
R2	$\pi/2$	$\arccos \frac{\sqrt{7}}{7}$	Repelling node
A2	$\pi/2$	$\pi - \arccos \frac{\sqrt{7}}{7}$	Attracting node
A3	π	$\arccos \frac{\sqrt{7}}{7}$	Attracting line
R3	π	$\pi - \arccos \frac{\sqrt{7}}{7}$	Repelling line
R4	$3\pi/2$	$\arccos \frac{\sqrt{7}}{7}$	Repelling node
A4	$3\pi/2$	$\pi - \arccos \frac{\sqrt{7}}{7}$	Attracting node

Table 1: The properties of the infinite critical points.

trajectories start winding around z -axis, then some of them end at attracting node A_2 , some at A_4 . Those two families are separated by repelling lines with end-points at R_1 or R_3 , acting as separatrices. Expanding part is a mirror reflection with time reversed of the contracting part.

Trajectories of non-flat universes lay inside the limiting cone of flat space. In the contracting part of the diagram ($z < 0$), trajectories start spiraling outside from circles around the z -axis. There are two families of such trajectories, separated by repelling lines ending at R_1 and R_3 . In each family, there are two possible scenarios for subsequent evolution. The first one, shown in Figure 3a, is to end at an attractor node (A_2 or A_4), which also lays in the contracting part of the phase diagram. On the way between O and A_2 or A_4 , a trajectory may go up through $z = 0$ surface, undergoing a bounce there, and then recollapse, crossing the $z = 0$ plane again, or go straight to the attractor node, without bounce. In either case, the end is a Big Crunch.

The second scenario is shown on the Figure 3c. Here, after some oscillations and H decreasing, the trajectories reach an attractor – a repelling line (that ends either at R_1 or R_3), along which they move until $\dot{H} = 0$. Then they rapidly go up, crossing the $z = 0$ (i.e. $H = 0$) plane, undergoing a bounce. After that, and after a period of accelerated expansion, they reach another attractor – an attracting line laying in the expanding part, with endpoint at either A_1 or A_3 . Along this line trajectories approach the z -axis, winding around it. A subcase of this scenario is shown on the Figure 3d, where trajectories do not go through accelerated contraction and expansion, but cross the $z = 0$ surface during oscillations around the z -axis. This is in fact the scenario described in [22].

Trajectories may also start at repelling nodes R_2 or R_4 in the expanding part

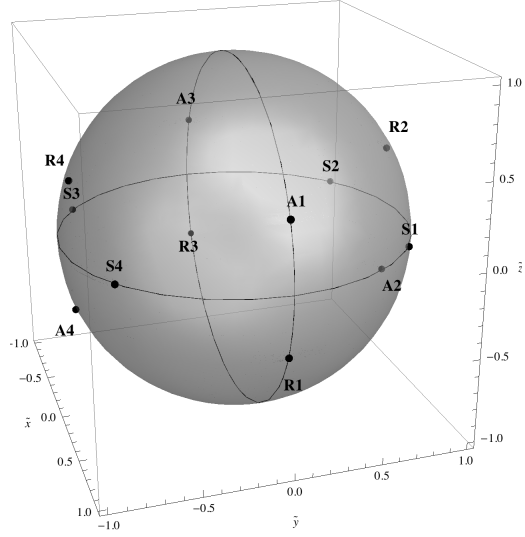


Figure 1: Infinite critical points located on a Poincaré sphere

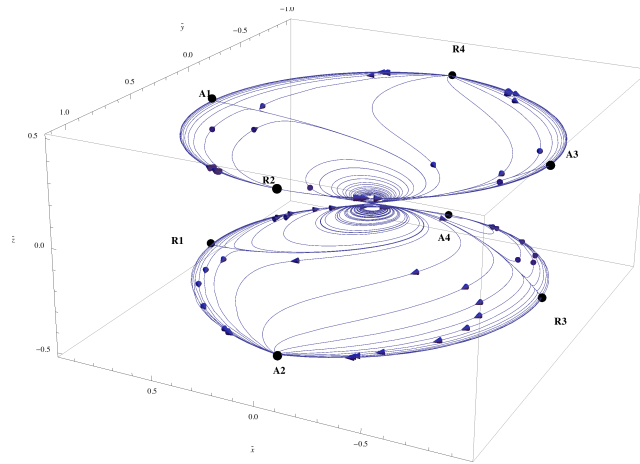


Figure 2: Phase trajectories for flat HL universe

of the diagram. At those points $H = \infty$, i.e. there is a Big Bang there. After that and a period of extreme, but with decreasing rate, expansion, there are again two possible scenarios. One is shown on the Figure 3b, where trajectories reach an attracting line and end up winding around the z -axis. Before that, some of them collapse, crossing the $z = 0$ plane, then slow down and finally stop contraction culminating in a bounce. Others show only slow expansion, without crossing $z = 0$.

The last scenario is shown on the Figure 3e. Trajectories start at Big Bang points R_2 or R_4 , and after a period of slowing down expansion, reach a turning point and start accelerated contraction, ending at Big Crunch points A_2 or A_4 .

For better visualization we have gathered some described families of trajectories Figure 3f.

Special attention has to be paid to circular motion around z -axis. As stability properties of the point $(0, 0, 0)$ and constraint equation (24) suggest, there may exist closed circular orbits laying on a $z = 0$ plane ($H = 0$). But they cannot. Equation (23) does not allow for this, as $\dot{z} = 0$ is fulfilled only on a class of curves laying on $x^2 - \frac{y^2}{2} - 6z^2 = 0$, i.e. on a surface of the elliptic cone mentioned before. Yet numerical simulations exhibit oscillating solutions, such as $x^2 + y^2 = \text{const.}$ and z oscillated around zero, $\dot{z} > 0$ between lines $y = \sqrt{2}x$ and $y = -\sqrt{2}x$, $\dot{z} < 0$ outside this region. Such a trajectory resembles deformed circle. These solutions appear for sufficiently small x and y , for larger values of x and y numerical simulations show slow decreasing of the radius of this "circle". One has to be careful when interpreting such results, taking into account limitations of the numerical methods. Therefore it is wise to treat this behavior as a suggestion for further, possibly analytical, investigation.

Finally, note that except for the special solution shown in Figure 3d – which is the bounce described by Brandenberger [22], there are also other types of bounces. One, probably the most interesting, is shown in Figure 3c. Here a big existing universe slowly starts to contract, but later on the contraction becomes exponential, until a bounce is reached and an exponential expansion begins, which finally slows down. Another type of bounce, shown on the Figure 3a, happens again when a big universe slowly starts contracting, stops and goes through an expanding phase for a while, then recollapses and ends at Big Crunch. The last one, shown on the Figure 3b, happens during a transition from a Big Bang to a quasi stationary final stage (with H slowly decreasing), however with a bounce on the way.

5. Discussion and conclusions

In this paper we have investigated the cosmological bounce in Hořava-Lifshitz gravity. Using a 3D flow visualization technique we have found that phase portraits in the considered theory have a different structure than in standard cosmology. Comparing to results from the paper [30], we can see that here are additional repellers (R_1 and R_2) in the contracting part of a phase space, and mirror attractors in the expanding part. Their existence allows the existence

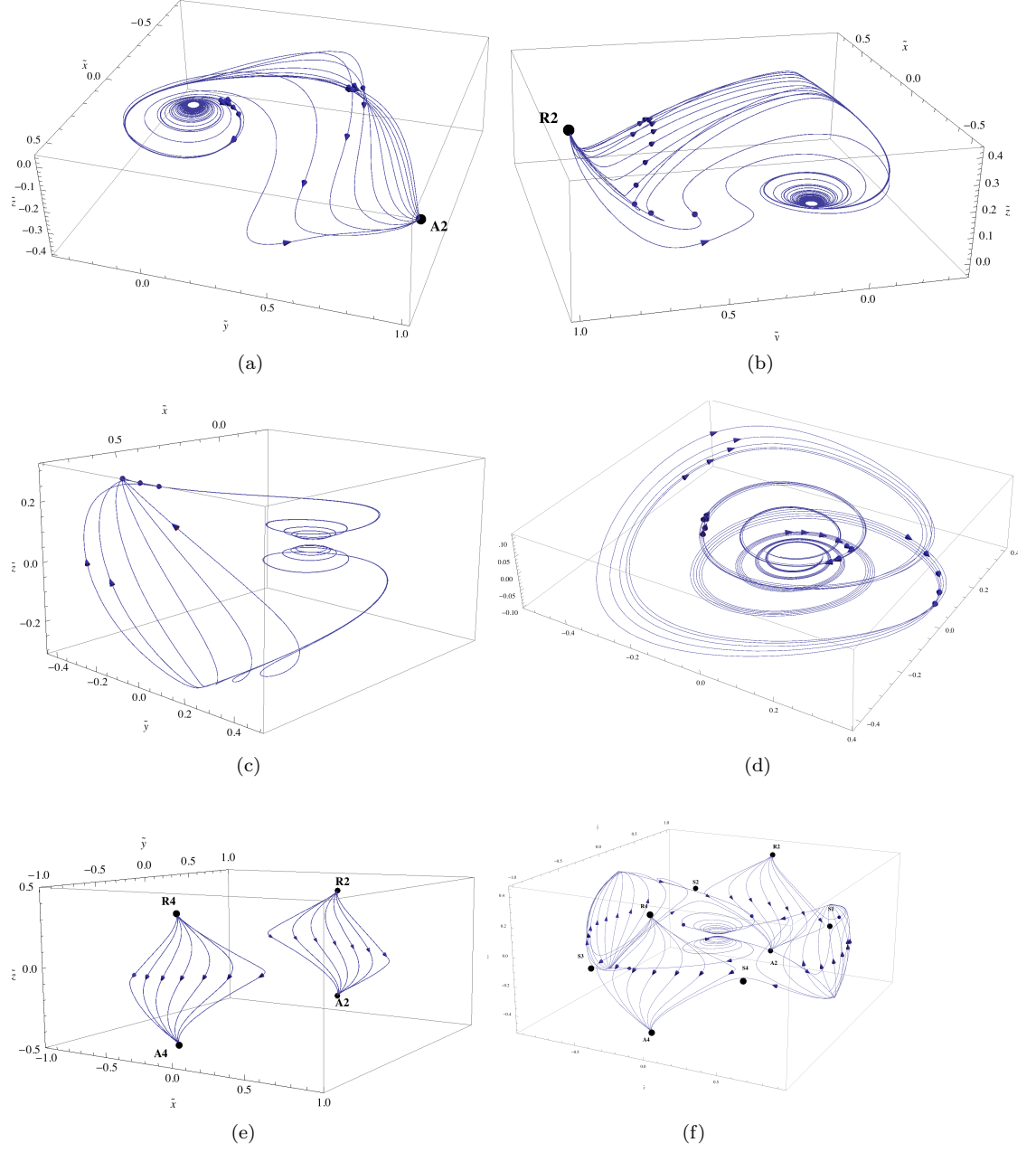


Figure 3: Families of trajectories for a non-flat HL universe

of a bounce, because now there are possible new families of trajectories, starting at additional repellers in the contracting part, and possibly ending at new attractors in expanding part, or surrounding the $(0,0,0)$ point, which is now a center, compared to saddle in standard cosmology. Those are realizations of the bounce. One of them is the solution with oscillatory behavior described in ([22]); there are however additional possibilities. The most interesting one contains a period of rapid contraction, and – after a bounce – a period of rapid expansion, what may fit inflationary scenario.

Nevertheless there are still initial conditions which lead to a Big Crunch, as shown on the Figures 3a and 3e, or which start at initial singularity (Fig. 3b and 3e). Hence the existence of a bounce is not generic for Hořava theory and depends on initial conditions.

Another interesting class of solutions consists of quasi stationary universes. These solutions are described in phase space by closed orbits, winding around the critical point $(0,0,0)$ – a center. All trajectories in the neighborhood of this point end up as closed orbits, "deformed circles". Equations of motion do not allow for closed orbits laying on $z = \text{const.}$ plane, resulting in slight deformation of the circular orbits. The values of H oscillate around stationary stage, for sufficiently small values of φ and $\dot{\varphi}$. This behavior has been obtained in numerical simulations and shall be treated carefully, due to e.g. limited amount of time taken into account. Values of scale parameter a during this evolution are much bigger than the regime for which our simplifications are valid. Therefore this behavior is not a feature of Hořava-Lifshitz theory, but of cosmologies with modified equations of motion, i.e. with the additional term $\sim 1/a^4$ in the Friedmann equations. Still, presence of this term leads to a different solution than induced by a negative potential as in [30], due to different stability properties of finite critical points there.

The visualizations described in this paper do not describe the whole dynamics of Hořava-Lifshitz universe, as we have performed some simplifications in the equation of motion, which are valid only in the regime of small a . However they answer the question of possible scenarios realizing a bounce, and whether it is generic for the theory or not. It appears not, as we have found solutions leading to a Big Crunch, or starting at Big Bounce, both staying within the regime of small a . There is also an interesting possibility of quasi stationary, oscillating universe, existence of which is clearly implied by dark radiation term in Friedmann equations.

Finally, it is worth stressing that the analysis presented here should be applicable to other theories which lead to modifications of the Friedmann equations.

Acknowledgements

I would like to thank Michał Spaliński for fruitful discussions.

This work has been supported by the Polish Ministry of Science and Higher Education grant PBZ/MNiSW/07/2006/37.

References

- [1] J. Khoury, B. A. Ovrut, P. J. Steinhardt and N. Turok, Phys. Rev. D 64: 123522 (2001), [arXiv:hep-th/0103239]. E. I. Buchbinder, J. Khoury and B. A. Ovrut, Phys. Rev. D 76, 123503 (2007), [arXiv:hep-th/0702154].
- [2] P. J. Steinhardt and N. Turok, Science 296. no. 5572, 1436 - 1439 (2002), [arXiv:hep-th/0111030]; P. J. Steinhardt and N. Turok, Phys. Rev. D 65: 126003 (2002), [arXiv:hep-th/0111098]; P. J. Steinhardt and N. Turok, Phys. Rev. D 66: 101302 (2002), [astro-ph/0112537].
- [3] R. Kallosh, L. Kofman and A. D. Linde, Phys. Rev. D 64, 123523 (2001), [arXiv:hep-th/0104073].
- [4] A. Ashtekar, T. Pawłowski and P. Singh, Phys. Rev. Lett. 96, 14130 (2006), [arXiv:gr-qc/0602086]
- [5] A. Ashtekar, T. Pawłowski and P. Singh, Phys. Rev. D 73, 124038 (2006), [arXiv:gr-qc/0604013]
- [6] A. Ashtekar, T. Pawłowski and P. Singh, Phys. Rev. D 74, 084003 (2006) [arXiv:gr-qc/0607039].
- [7] R. Maartens, Living Rev. Rel. 7, 7 (2004), [arXiv:gr-qc/0312059].
- [8] L. Randall and R. Sundrum, Phys. Rev. Lett. 83, 4690 (1999).
- [9] M. Novello, S.E.Perez Bergliaffa, Phys. Rept. 463, 127-213 (2008), [arXiv:0802.1634 [astro-ph]].
- [10] P. Horava, [arXiv:0811.2217 [hep-th]].
- [11] P. Horava, JHEP **0903**, 020 (2009) [arXiv:0812.4287 [hep-th]].
- [12] P. Horava, Phys. Rev. D **79**, 084008 (2009) [arXiv:0901.3775 [hep-th]].
- [13] P. Horava, arXiv:0902.3657 [hep-th].
- [14] G. Calcagni, JHEP 0909: 112 (2009), [arXiv:0904.0829 [hep-th]].
- [15] E. Kiritsis and G. Kofinas, Nucl. Phys. B 821, 467-480 (2009), [arXiv:0904.1334 [hep-th]].
- [16] E. N. Saridakis, arXiv:0905.3532 [hep-th].
- [17] H. Nastase, [arXiv:0904.3604 [hep-th]].
- [18] S. Mukohyama, K. Nakayama, F. Takahashi and S. Yokoyama, [arXiv:0905.0055 [hep-th]].
- [19] M. Minamitsuji, [arXiv:0905.3892 [astro-ph]].
- [20] A. Wang and Y. Wu, JCAP 0907, 012 (2009), [arXiv:0905.4117 [hep-th]].

- [21] T. Takahashi and J. Soda, Phys. Rev. Lett. 102, 231301 (2009) [arXiv:0904.0554 [hep-th]].
- [22] R. Brandenberger, [arXiv:0904.2835 [hep-th]].
- [23] C. Charmousis, G. Niz, A. Padilla and P. M. Saffin, JHEP 0908, 070 (2009), [arXiv:0905.2579 [hep-th]].
- [24] M. Li and Y. Pang, JHEP 0908: 015 (2009), [arxiv: 0905.2751[hep-th]].
- [25] T. P. Sotiriou, M. Visser and S. Weinfurtner, JHEP 0910, 033 (2009), [arXiv:0905.2798 [hep-th]].
- [26] C. Bogdanos and E. N. Saridakis, [arXiv:0907.1636 [hep-th]].
- [27] S. Carloni, E. Elizalde, P. J. Silva, [arXiv:0909.2219 [hep-th]].
- [28] G. Leon, E. N. Saridakis, JCAP 0911, 006 (2009), [arXiv:0909.3571 [hep-th]].
- [29] G. N. Felder, A. Frolov, L. Kofman Class.Quant.Grav. 19 (2002) 2983-3002, [arXiv:hep-th/0112165].
- [30] G. Felder, A. Frolov, L. Kofman, A. Linde Phys. Rev. D 66: 023507 (2002), [arXiv:hep-th/0202017].
- [31] P. Binétruy, C. Deffayet, U. Ellwanger and D. Langlois, Phys. Lett. B 477, 285 (2000), [hep-th/9910219].