

Strange and Anti-strange Sea Distributions from νN Deep Inelastic Scattering

S. Alekhin¹, S. Kulagin², and R. Petti³

1- Institute for High Energy Physics
142281 Protvino, Moscow Region - Russia

2- Institute for Nuclear Research of the Academy of Sciences of Russia
117312 Moscow - Russia

3- Department of Physics and Astronomy, University of South Carolina
Columbia SC 29208 - USA

We perform QCD fit of the nucleon strange and anti-strange sea distributions to the neutrino and anti-neutrino dimuon data by the CCFR and NuTeV collaborations, supplemented by the inclusive charged lepton-nucleon Deep Inelastic Scattering (DIS) and Drell-Yan data. The effective semi-leptonic charmed-hadron branching ratio is constrained from the inclusive charmed hadron measurements performed by the FNAL-E531 and CHORUS neutrino emulsion experiments as $B_\mu = (8.8 \pm 0.5)\%$. We obtain a strange sea suppression factor $\kappa(20 \text{ GeV}^2) = 0.62 \pm 0.04(\text{exp.}) \pm 0.03(\text{QCD})$. An x -distribution of total strange sea obtained in the fit is slightly softer than the non-strange sea, and an asymmetry between strange and anti-strange quark distributions is consistent with zero (integrated over x it is equal to $0.0013 \pm 0.0009(\text{exp.}) \pm 0.0002(\text{QCD})$ at the scale of 20 GeV^2).

At Bjorken variable $x \lesssim 0.2$ the strange quarks give important contribution to the total quark sea in the nucleon. Therefore accurate determination of the strange sea is necessary for interpretation of the precise hadron-collider and fixed-target experimental data. In particular, the presence of a small positive $s - \bar{s}$ asymmetry in the nucleon may explain [2] recent anomalous result on the weak mixing angle in the NuTeV experiment [3]. The best constraint on the strange sea comes from the DIS neutrino-nucleon dimuon production. This process stems from the charged-current production of the charm quark decaying semileptonically with a secondary muon in the final state. This mechanism is particularly sensitive to the strange quark distributions, as the contribution from non-strange quarks are greatly suppressed due to smallness of the corresponding Cabibbo-Kobayashi-Maskawa (CKM) matrix elements. This allows to disentangle the strange distribution from other quarks in the global PDF fit, which includes the dimuon data.

We extract the strange distribution from the dimuon data by the CCFR and NuTeV experiments [4, 5, 6]. Those data were collected in the runs with the neutrino and anti-neutrino beams and allow separate determination of the strange and anti-strange distributions at $0.01 \lesssim x \lesssim 0.3$ and the values of the momentum transfer $1 \text{ GeV}^2 \lesssim Q^2 \lesssim 200 \text{ GeV}^2$. In order to consistently account for the contribution from other quarks and gluons, the dimuon data are supplemented by the inclusive DIS data and the fixed-target Drell-Yan data (cf. Ref. [7] for details of the data selection). The analysis is performed with account of the NNLO correction to the parton evolution [8] and the massless coefficient functions [9]. The heavy-quark DIS production is calculated in the 3-flavour factorization scheme with the perturbative corrections up to the NLO [10]. The latter are illustrated in Figure 1 for the representative kinematics of the data used in the fit and the factorization scale $\mu = \sqrt{Q^2 + m_c^2}$,

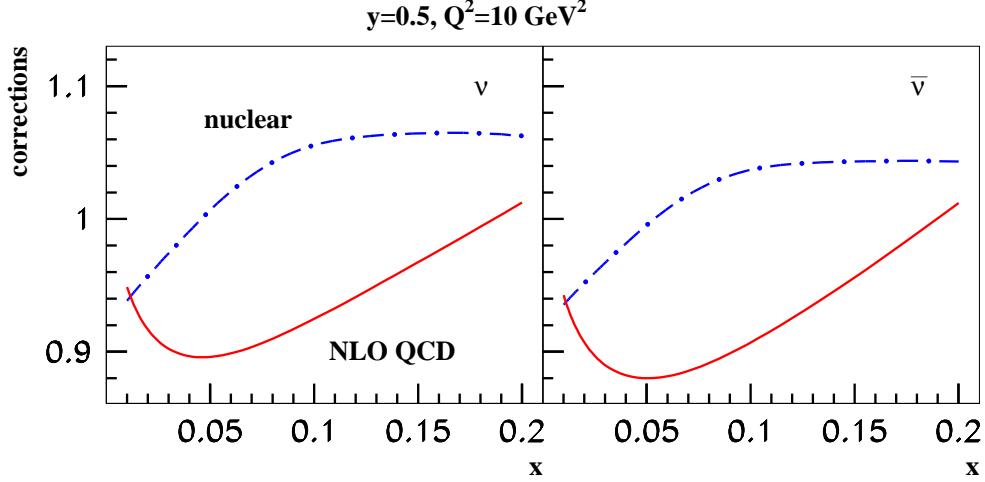


Figure 1: The values of the corrections on the calculated dimuon cross sections employed in our analysis (solid lines: the NLO QCD corrections, dotted-dashes: the nuclear correction for the case of iron target) for the neutrino (left panel) and anti-neutrino (right panel) beam at the representative kinematics of the NuTeV and CCFR dimuon data, $Q^2 = 10 \text{ GeV}^2$, $y = 0.5$.

where m_c is the charm quark mass. At small x the NLO corrections of Ref. [10] reduce the value of calculated cross sections therefore they increase the strange distributions extracted from the data. Corrections for nuclear effects in the neutrino-nucleon DIS, which include the Fermi motion and binding, neutron excess and shadowing, nuclear pion excess and the off-shell effects [11] are also taken into account in our analysis. The value of nuclear corrections depends on the beam type (cf. Figure 1), therefore they affect the charge asymmetry in the strange distribution $x[s(x) - \bar{s}(x)]$. Other details of the analysis including treatment of the data and their uncertainties can be found elsewhere [12].

Assuming universality of the charmed hadron fragmentation function, the dimuon production cross section is related to the charm production cross section as follows

$$\frac{d\sigma_{\mu\mu}(E_\mu > E_\mu^0)}{dxdy} = \eta_\mu B_\mu \frac{d\sigma_{\text{charm}}}{dxdy}, \quad (1)$$

where y is inelasticity, η_μ is the acceptance correction accounting for the cut $E_\mu > E_\mu^0$ imposed on the muon energy to reject background, and B_μ is the effective semileptonic charm quark branching ratio. The value of $B_\mu = \sum f_h Br(h \rightarrow \mu X)$, where f_h and $Br(h \rightarrow \mu X)$ are the rate and the semileptonic branching ratio of the charmed hadron h produced in the (anti)neutrino-nucleon scattering, respectively, $h = D^0, D^+, D_s^+, \Lambda_c^+$. The value of B_μ depends on the beam type and energy, due to f_h . For kinematics of the NuTeV and CCFR experiments a value of $B_\mu = (9.19 \pm 0.94)\%$ averaged over neutrino and antineutrino beams was obtained in Ref. [13] using the charmed hadron fractions measured by the Fermilab-E-531 experiment. In our analysis we fit the value of B_μ simultaneously with the PDF parameters. In this case the strange quark distributions are constrained by the Q^2 -slope of the dimuon cross sections, which depend on the strange sea magnitude due to the PDF evolution, and the value of B_μ is constrained by the magnitude of the cross

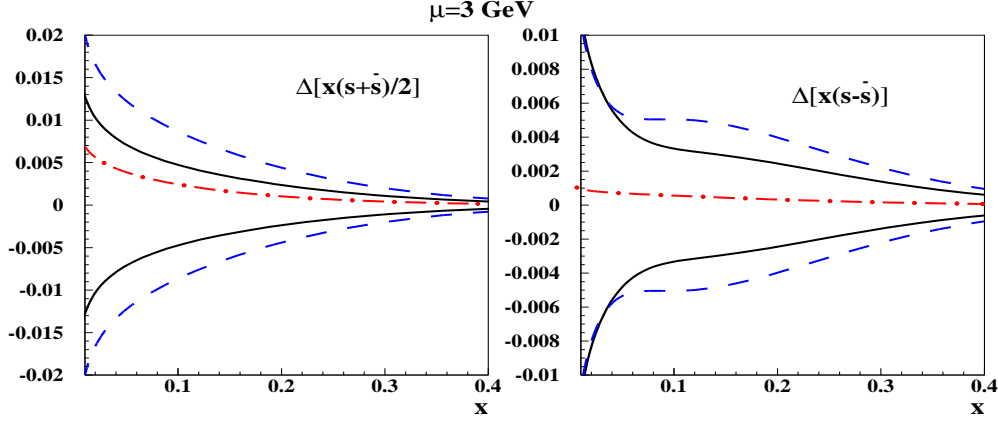


Figure 2: The $\pm 1\sigma$ uncertainties in the C -even (left panel) and C -odd (right panel) combination of the strange sea distributions determined in our fit with (solid lines) and without (dashed lines) the constraint on B_μ at the value of factorization scale $\mu = 3$ GeV. The difference between distributions obtained in these two variants of the fit is shown by the dashed-dotted lines.

sections. This approach provides a consistent determination of B_μ and allows to check the beam- and energy-dependence of B_μ for the kinematics of experiments used in the fit.

Measurement	$E_\nu > 5$ GeV	$E_\nu > 30$ GeV
E531 charmed fractions [13]	7.86 ± 0.49	8.86 ± 0.57
CHORUS direct [14]	7.30 ± 0.82	8.50 ± 1.08
CHORUS charmed fractions [15]	9.11 ± 0.93	
Weighted average	7.94 ± 0.38	8.78 ± 0.50

Table 1: Semileptonic branching ratio $B_\mu(\%)$ from direct measurements in the E531 and CHORUS emulsion experiments. The last row corresponds to our weighted average.

therefore an additional constraint on B_μ can improve the strange sea determination. The value of B_μ obtained in Ref. [13] does not provide efficient constraint since its uncertainty is consistent with the corresponding uncertainty in our fit. The uncertainty in B_μ can be reduced by utilizing the results of the recent measurement of the charmed hadron fractions by the CHORUS experiment [14, 15] as well as the updated determination of the semileptonic branching ratios Ref. [16]. The value of B_μ obtained with these inputs is given in Table 1. The uncertainty of this determination is about factor of 2 smaller than that of Ref. [13] and the central value of B_μ is somewhat lower (cf. Table 1.). In the variant of our fit with the constraint of Table 1 for the beam energy cut $E_\nu > 30$ GeV, the central values of the strange and antistrange distributions are smaller, correspondingly. In this fit the uncertainty in the C -even combination $x[s(x) + \bar{s}(x)]/2$ is about factor of 2 smaller than for the fit with no constraint on B_μ (cf. Figure 2). For the C -odd combination $x[s(x) - \bar{s}(x)]$, the effect of the

We do not observe statistically significant beam- and energy-dependence of B_μ . The averaged over beam type and energy value of $B_\mu = (9.1 \pm 1.0)\%$ obtained in our fit is in good agreement with the result of Ref. [13]. The value of B_μ is anticorrelated with the magnitude of the strange sea,

constrained B_μ is weaker because of a partial cancellation in the difference.

In the fit with the constrained B_μ , we obtain the values of χ^2/NDP of 63/89 and 38/89 for the CCFR and NuTeV data sets, respectively. This is statistically consistent with the effective number of degrees of freedom for these experiments introduced in Ref. [5], in order to take into account statistical correlation between the different data points that is roughly twice smaller than NDP . The value of the strange sea suppression factor κ , which is the ratio of sum of momentum carried by the strange and anti-strange quarks to the one carried by the sea up- and down-quarks, is given in Figure 3. Due to the QCD evolution the value of κ rises with the factorization scale μ . The value of $\kappa(20 \text{ GeV}^2) = 0.48^{+0.06}_{-0.05}$ was obtained in the NLO fit of Ref. [4] based on the CCFR dimuon data. In our fit we get a bigger value, $\kappa(20 \text{ GeV}^2) = 0.62 \pm 0.04$. This is because the non-strange sea distribution used in Ref. [4] is not consistent with the distribution of the present fit as well as with other modern PDF sets [17, 18]. Our value of κ is somewhat smaller than the value for the MSTW08 PDFs set of Ref. [17] and is somewhat bigger than one for the CTEQ6 PDFs set of Ref. [18]. In both cases, however, the discrepancy is within uncertainty in our determination of κ , which is obtained from propagation of the statistical and systematical errors in the data with the account of correlations. As can be seen from Figure 3, the C -even strange sea is somewhat steeper than the non-strange sea and at small x overshoots the latter. At $x \lesssim 0.2$ the strange sea is enhanced due to the NLO corrections to the charm production coefficient functions. Were these corrections dropped, we obtain the value of $\kappa(20 \text{ GeV}^2) = 0.55 \pm 0.13$. The uncertainty in $\kappa(20 \text{ GeV}^2)$ due to the higher-order QCD corrections, estimated as the change due to variation of the dimuon cross section factorization scale from $\sqrt{Q^2 + m_c^2}$ to Q , is 0.03. This is comparable to the experimental uncertainty in κ . In this sense the theoretical and experimental uncertainties in our determination of κ are balanced, and, in order to further improve it, more experimental data are needed and the NNLO QCD corrections have to be taken into account.

In a variant of our fit with only the NuTeV dimuon data, the strangeness charge asymmetry is somewhat positive. This is consistent with the results of the NLO analysis of Ref. [6]. The CCFR data prefer somewhat negative asymmetry and the result averaged over these two experiments is consistent with 0 in a wide range of μ , even despite it rises with μ due to the NNLO corrections to the PDF evolution [19]. Furthermore, if we fix the strange sea asymmetry at 0, the value of χ^2 rises by about 1 unit only. For the fit based on the combined NuTeV and CCFR dimuon data we obtain $S^- = \int_0^1 x[s(x) - \bar{s}(x)]dx = 0.0013 \pm 0.0009$ at $\mu^2 = 20 \text{ GeV}^2$, that is also consistent with 0 within the uncertainties. The theoretical uncertainty in S^- due to the factorization scale variation is 0.0002, much smaller than both the experimental uncertainty and the theoretical uncertainty in κ .

In summary, we obtain the strange sea suppression factor $\kappa(20 \text{ GeV}^2) = 0.62 \pm 0.04(\text{exp.}) \pm 0.03(\text{QCD})$, the most precise value available. The x -distribution of the total strange sea is slightly softer than the non-strange one, and the integral strange sea charge asymmetry $S^-(20 \text{ GeV}^2) = 0.0013 \pm 0.0009(\text{exp.}) \pm 0.0002(\text{QCD})$ is consistent with 0 within uncertainties.

Acknowledgments. This work was partially supported by the Russian Foundation for Basic Research, grant 06-02-16659. R.P. thanks USC for supporting this research.

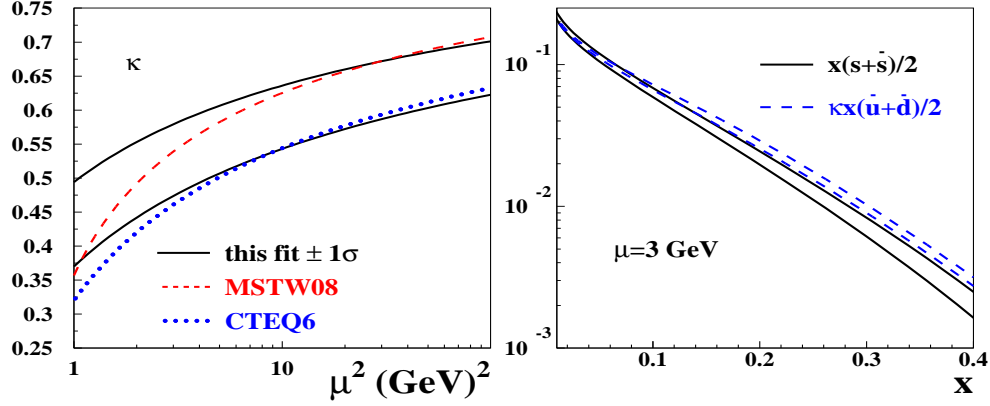


Figure 3: Left panel: The $\pm 1\sigma$ band for the strange sea suppression factor κ with respect to the factorization scale μ as obtained in our analysis (solid lines) in comparison with ones for the MSTW08 (dashes) and CTEQ6 (dots) PDF sets. Right panel: The $\pm 1\sigma$ band for the C -even combination of the strange sea distributions determined in our fit (solid lines) compared to the non-strange one scaled by κ (dashes) at $\mu = 3 \text{ GeV}$.

References

- [1] Slides:
<http://indico.cern.ch/contributionDisplay.py?contribId=92&sessionId=0&confId=53294>
- [2] S. Davidson, S. Forte, P. Gambino, N. Rius and A. Strumia, JHEP **0202** (2002) 037.
- [3] G. P. Zeller, *et al.* [NuTeV Collaboration], Phys. Rev. Lett. **88**, 091802 (2002).
- [4] A. O. Bazarko *et al.* [CCFR Collaboration], Z. Phys. C **65** (1995) 189
- [5] M. Goncharov *et al.* [NuTeV Collaboration], Phys. Rev. D **64** (2001) 112006.
- [6] D. Mason *et al.*, Phys. Rev. Lett. **99** (2007) 192001.
- [7] S. Alekhin, K. Melnikov and F. Petriello, Phys. Rev. D **74**, 054033 (2006).
- [8] S. Moch, J. A. M. Vermaseren and A. Vogt, Nucl. Phys. B **688** (2004) 101;
A. Vogt, S. Moch and J. A. M. Vermaseren, Nucl. Phys. B **691** (2004) 129.
- [9] E. B. Zijlstra and W. L. van Neerven, Nucl. Phys. B **383** (1992) 525.
- [10] T. Gottschalk, Phys. Rev. D **23** (1981) 56;
M. Gluck, S. Kretzer and E. Reya, Phys. Lett. B **380** (1996) 171 [Erratum-ibid. B **405** (1997) 391].
- [11] S. A. Kulagin and R. Petti, Nucl. Phys. A **765**, 126 (2006);
S. A. Kulagin and R. Petti, Phys. Rev. D **76**, 094023 (2007).
- [12] S. I. Alekhin, S. Kulagin and R. Petti, Phys. Lett. B **675** (2009) 433.
- [13] T. Bolton, arXiv:hep-ex/9708014.
- [14] A. Kayis-Topaksu *et al.* [CHORUS Collaboration], Phys. Lett. B **626** (2005) 24.
- [15] F. Di Capua [CHORUS collaboration], Talk at Nufact08, Valencia, Spain, June 2008,
<http://indico.ific.uv.es/indico/conferenceOtherViews.py?view=standard&confId=71>
- [16] C. Amsler *et al.* [Particle Data Group], Phys. Lett. B **667** (2008) 1.
- [17] A. D. Martin, W. J. Stirling, R. S. Thorne and G. Watt, arXiv:0901.0002 [hep-ph].
- [18] H. L. Lai, P. Nadolsky, J. Pumplin, D. Stump, W. K. Tung and C. P. Yuan, JHEP **0704**, 089 (2007)
- [19] S. Catani, D. de Florian, G. Rodrigo and W. Vogelsang, Phys. Rev. Lett. **93** (2004) 152003
[arXiv:hep-ph/0404240].