

RUB-TPII-12/09

Pion transition form factor at the two-loop level vis-à-vis experimental data

S. V. Mikhailov*

*Bogoliubov Laboratory of Theoretical Physics, JINR, 141980 Dubna, Russia
mikh@theor.jinr.ru*

N. G. Stefanis†

*Institut für Theoretische Physik II, Ruhr-Universität Bochum, D-44780 Bochum, Germany
stefanis@tp2.ruhr-uni-bochum.de*

Received (Day Month Year)

Revised (Day Month Year)

We use light-cone QCD sum rules to calculate the pion-photon transition form factor, taking into account radiative corrections up to the next-to-next-to-leading order of perturbation theory. We compare the obtained predictions with all available experimental data from the CELLO, CLEO, and the BaBar Collaborations. We point out that the BaBar data are incompatible with the convolution scheme of QCD, on which our predictions are based, and can possibly be explained only with a violation of the factorization theorem. We pull together recent theoretical results and comment on their significance.

Keywords: Pion-photon transition; QCD higher order corrections; light-cone sum rules

1. Introduction

For many years now the production of a pion by the fusion of two photons has attracted the attention of theorists and experimentalists. Theoretically, the process $\gamma^*(q_1)\gamma^*(q_2) \rightarrow \pi^0(p)$ can be treated within the convolution scheme of QCD^{1,2} by virtue of the factorization theorem which allows one to treat the photon-parton interactions within perturbative QCD, while all binding effects are separated out and absorbed into the pion distribution amplitude (DA). This latter ingredient has a nonperturbative origin and can, therefore, not be computed within perturbative QCD. One has to apply some nonperturbative approach to derive it or reconstruct it from the data. A widespread framework to calculate static and dynamical non-perturbative quantities of hadrons is provided by QCD sum rules with local³ or

Talk presented at Workshop “Recent Advances in Perturbative QCD and Hadronic Physics”, 20–25 July 2009, ECT, Trento (Italy), in Honor of Prof. Anatoly Efremov’s 75th Birthday Celebration.

†Also at Bogoliubov Laboratory of Theoretical Physics, JINR, 141980 Dubna, Russia.

nonlocal condensates.⁴ This latter method was employed by us in collaboration with A. P. Bakulev (BMS)⁵ to derive a pion DA that is able to give good agreement with various sets of data pertaining to various pion observables, e.g., the electromagnetic form factor⁶, the pion-photon transition form factor⁷, diffractive di-jets production,⁸ etc.

While the process with two off-shell photons is theoretically the most preferable, experimentally, another kinematic situation is more accessible, notably, when one of the photons becomes real, as probed by the CELLO⁹ and the CLEO Collaborations¹⁰. Such a process demands more sophisticated techniques in order to take properly into account the hadronic content of the real photon. Indeed, first Khodjamirian,¹¹ then Schmedding and Yakovlev,¹² used light-cone sum rules (LCSR)s¹³ to analyze the CLEO data, a method also applied by BMS up to the next-to-leading-order (NLO) level of QCD perturbation theory.¹⁴

Especially the high-precision CLEO data¹⁰ on $F^{\gamma\gamma^*\pi}$ give the possibility to verify the pion DAs quantitatively^{15,12,14,7}. It was found that the best agreement with the CLEO data is provided by pion DAs which have suppressed endpoints $x = 0, 1$, like those belonging to the “bunch” determined by BMS in⁵ with the help of QCD sum rules with nonlocal condensates. Note that the endpoint suppression is a *sui generis* feature of the nonlocality of the quark condensate and is controlled by the vacuum quark virtuality $\lambda_q^2 \approx 0.4 \text{ GeV}^2$.^{5,14} All these approaches attempt to reverse engineer the pion DA from its (first few) moments. In the BMS approach⁵ the first ten moments have been calculated, from which the corresponding Gegenbauer coefficients a_n with $n = 0, 2, \dots, 10$ were determined. It turns out that all coefficients with $n > 4$ are negligible, so that the proposed model DA has only two coefficients: a_2 and a_4 .

Recently, we¹⁶ extended this type of calculation to the NNLO of QCD perturbation theory by taking into account those radiative corrections at this order which are proportional to the β_0 -function. More specifically, we used the hard-scattering amplitude of this order, computed before in Ref. 17, in order to determine the spectral density within the LCSR approach mentioned above. In addition, we refined the phenomenological part of the SR by using a Breit-Wigner ansatz to model the meson resonances. Below, we report about the main results of this analysis and further discuss what conclusions can be drawn by comparing the obtained predictions with all the available experimental data. We focus attention on the new BaBar data,¹⁸ which turn out to be incompatible with our predictions, indicating a violation of collinear factorization in QCD. We perform a detailed comparison of these data with the theoretical expectations and some proposed scenarios to explain them.

2. Pion-photon transition form factor $F^{\gamma^*\gamma^*\pi}$ in QCD

The transition form factor $F^{\gamma^*\gamma^*\pi}$ describes the process $\gamma^*(q_1)\gamma^*(q_2) \rightarrow \pi^0(p)$ and is given by the following matrix element ($-q_1^2 \equiv Q^2 > 0, -q_2^2 \equiv q^2 \geq 0$)

$$\int d^4x e^{-iq_1 \cdot z} \langle \pi^0(p) | T\{j_\mu(z)j_\nu(0)\} | 0 \rangle = i\epsilon_{\mu\nu\alpha\beta} q_1^\alpha q_2^\beta \cdot F^{\gamma^*\gamma^*\pi}(Q^2, q^2). \quad (1)$$

Provided the photon momenta are sufficiently large $Q^2, q^2 \gg m_\rho^2$ (where the hadron scale is set by the ρ -meson mass m_ρ), the pion binding effects can be absorbed into a universal pion distribution amplitude of twist-two. Then, one obtains the form factor in the form of a convolution by virtue of the collinear factorization:^{1,2}

$$F^{\gamma^*\gamma^*\pi}(Q^2, q^2) = T(Q^2, q^2, \mu_F^2; x) \otimes \varphi_\pi^{(2)}(x; \mu_F^2) + O(Q^{-4}). \quad (2)$$

Here the pion DA $\varphi_\pi^{(2)}$ represents a parametrization of the pion matrix element at the (low) factorization scale μ_F^2 , whereas the amplitude T , describing the hard parton subprocesses, can be calculated in QCD perturbation theory: $T = T_0 + a_s T_1 + a_s^2 T_2 \dots$, where $a_s = \alpha_s/(4\pi)$, and with $O(Q^{-4})$ denoting the twist-four contribution. In leading order (LO) of the strong coupling and taking into account the twist-four term explicitly, one has¹¹

$$F^{\gamma^*\gamma^*\pi}(Q^2, q^2) = N_f \left[\int_0^1 dx \frac{\varphi_\pi^{(2)}(x; \mu_F^2)}{Q^2 x + q^2 \bar{x}} - \delta^2(\mu_F^2) \int_0^1 dx \frac{\varphi_\pi^{(4)}(x; \mu_F^2)}{(Q^2 x + q^2 \bar{x})^2} \right] \quad (3)$$

with $N_f = \frac{\sqrt{2}}{3} f_\pi$ and $\bar{x} \equiv 1 - x$. The pion DA of twist-two, $\varphi_\pi^{(2)}$, is defined by

$$\langle 0 | \bar{q}(z) \gamma_\mu \gamma_5 \mathcal{C}(z, 0) q(0) | \pi(P) \rangle \Big|_{z=0} = i P_\mu f_\pi \int dx e^{ix(z \cdot p)} \varphi_\pi^{(2)}(x, \mu_F^2), \quad (4)$$

where $\mathcal{C}(z, 0) = \mathcal{P} \exp \left(ig \int_0^z A_\mu(\tau) d\tau^\mu \right)$ is a path-ordered exponential to ensure gauge invariance. The second term in Eq. (3) represents the twist-four contribution, which is becoming important for small and intermediate values of Q^2 . The pion DA of twist-four, $\varphi_\pi^{(4)}$, is an effective one¹³ in the sense that it is composed from different pion DAs of twist-four. In our analysis it is taken in its asymptotic form. The parameter δ^2 is determined from the matrix element $\langle \pi(P) | g_s \bar{d} \tilde{G}_{\alpha\mu} \gamma^\alpha u | 0 \rangle = i\delta^2 f_\pi p_\mu$, and is estimated¹⁴ to be $\delta^2(1 \text{ GeV}^2) = 0.19 \pm 0.02 \text{ GeV}^2$. Estimates for the twist-four term, based on the renormalon approach,¹⁹ have been considered in the last entry of Ref. 14.

On the other hand, also the evolution of $\varphi_\pi^{(2)}(x, \mu_F^2)$ with μ_F^2 is controlled by a perturbatively calculable evolution kernel V , following the Efremov-Radyushkin-Brodsky-Lepage (ERBL)^{1,2} equation

$$\mu^2 \frac{d}{d\mu^2} \varphi(x; \mu^2) = \left(a_s V^{(0)}(x, y) + a_s^2 V^{(1)}(x, y) + \dots \right) \otimes \varphi(y; \mu^2) \quad (5)$$

$$V^{(0)} \otimes \psi_n = 2C_F v(n) \cdot \psi_n; \quad \psi_n(x) = 6x\bar{x} C_n^{(3/2)}(x - \bar{x}); \quad (6)$$

$$v(n) = 1/(n+1)(n+2) - 1/2 + 2(\psi(2) - \psi(n+2)); \quad \psi(z) = \frac{d}{dz} \ln(\Gamma(z)). \quad (7)$$

Here, $\{\psi_n(x)\}$ are the Gegenbauer harmonics, which constitute the LO eigenfunctions of the ERBL equation, $v(n)$ being the corresponding eigenvalues. Then, one has

$$\varphi_\pi^{(2)}(x; \mu^2) = \psi_0(x) + \sum_{n=2,4,\dots} a_n(\mu^2) \psi_n(x), \quad (8)$$

where the coefficients $\{a_n\}$ evolve (in LO) with μ^2 and have specific values for each pion DA model (a compilation of the coefficients of various proposed models can be found in Refs. 14, 7).

The radiative corrections to the hard amplitudes in NLO, encapsulated in T_1 , have been computed in Ref. 20. More recently, the β -part of the NNLO amplitude T_2 , i.e., $\beta_0 \cdot T_{2,\beta}$, was also calculated.¹⁷ It is instructive to discuss the structure of this result at the scale $\mu_F^2 = \mu_R^2$, especially in view of further considerations in Sec. 3:

$$\beta_0 T_{2,\beta} = \beta_0 T_0 \otimes \left[C_F \mathcal{T}_\beta^{(2)} - C_F L(y) \cdot \mathcal{T}^{(1)} + L(y) \cdot \left(V_\beta^{(1)} \right)_+ - \frac{1}{2} L^2(y) \cdot V^{(0)} \right], \quad (9)$$

where $L(y) = \ln[(Q^2 y + q^2 \bar{y})/\mu_F^2]$. The first term, $C_F \mathcal{T}_\beta^{(2)}$, is the β_0 -part of the NNLO coefficient function and represents, from the computational point of view, the most cumbersome element of the calculation in Ref. 17. The next term originates from the NLO coefficient function $\mathcal{T}^{(1)}$ using one-loop evolution of a_s . The third term appears as the β_0 -part of the two-loop ERBL evolution (see Eq. (5)), while the last term, which is proportional to $V^{(0)}$, stems from the combined effect of the ERBL-evolution and the one-loop evolution of a_s .

3. Light Cone Sum Rules for the process $\gamma^*(Q^2)\gamma(q^2 \simeq 0) \rightarrow \pi^0$

The transition form factor, when one of the photons becomes quasi real ($q^2 \rightarrow 0$), has been measured by different Collaborations.^{9,10,18} However, this kinematics requires the modification of the standard factorization formula Eq. (2) in order to take into account the long-distance interaction, i.e., the hadronic content of the on-shell photon. A viable way to reach this goal is to employ the method of LCSR, which are based on a dispersion relation for $F^{\gamma^* \gamma^* \pi}$ in the variable q^2 , viz.,

$$F^{\gamma^* \gamma^* \pi}(Q^2, q^2) = \int_0^\infty ds \frac{\rho(Q^2, s)}{s + q^2}. \quad (10)$$

The key element in this equation is the spectral density $\rho(Q^2, s) = \frac{\text{Im}}{\pi} [F^{\gamma^* \gamma^* \pi}(Q^2, -s)]$ for which we make the ansatz¹¹ $\rho = \rho^{\text{ph}}(Q^2, s)\theta(s_0 - s) + \rho^{\text{PT}}(Q^2, s)\theta(s - s_0)$, where the “physical” (ph) spectral density ρ^{ph} serves to accommodate the hadronic content of the photon (below an effective threshold s_0) by means of the transition form factors $F^{\gamma^* V \pi}$ of vector mesons, notably, ρ or ω ,

$$\rho^{\text{ph}}(Q^2, s) = \sqrt{2} f_\rho F^{\gamma^* V \pi}(Q^2) \cdot \delta(s - m_V^2). \quad (11)$$

On the other hand, ρ^{PT} embodies the partonic part of the LCSR and derives from Eq. (2) via the relation $\rho^{\text{PT}}(Q^2, s) = \frac{\text{Im}}{\pi} [F^{\gamma^* \gamma^* \pi}(Q^2, -s)]$. The pion-photon transition form factor $F^{\gamma^* \gamma \pi}(Q^2, 0)$ can be expressed in terms of ρ^{PT} having recourse to quark-hadron duality in the vector channel:

$$F_{\text{LCSR}}^{\gamma \gamma^* \pi}(Q^2) = \frac{1}{\pi} \int_{s_0}^{\infty} \frac{\text{Im} (F^{\gamma^* \gamma^* \pi}(Q^2, -s))}{s} ds + \frac{1}{\pi} \int_0^{s_0} \frac{\text{Im} (F^{\gamma^* \gamma^* \pi}(Q^2, -s))}{m_\rho^2} e^{(m_\rho^2 - s)/M^2} ds, \quad (12)$$

with $s_0 \simeq 1.5 \text{ GeV}^2$ and M^2 denoting the Borel parameter in the interval $(0.5 - 0.9) \text{ GeV}^2$. The LO spectral density $\rho^{(0)}$ has been determined in Ref. 11 using for $F^{\gamma^* \gamma^* \pi}$ Eq. (3).

Partial results for the NLO spectral density $\rho^{(1)}$ in the leading-twist approximation have been given in Ref. 12, while the general solution $\rho_n^{(1)}(Q^2, s) = \frac{\text{Im}}{\pi} [(T_1 \otimes \psi_n)(Q^2, -s)]$ was obtained in Ref. 16 to read

$$\rho_n^{(1)}(Q^2, s) = \frac{\rho_n^{(1)}(x; \mu_F^2)}{(Q^2 + s)} \bigg|_{x=\frac{Q^2}{Q^2+s}} \quad (13)$$

with

$$\begin{aligned} \rho_n^{(1)}(x; \mu_F^2) = & C_F \left[-3[1 - v^a(n)] + \frac{\pi^2}{3} - \ln^2\left(\frac{\bar{x}}{x}\right) + 2v(n) \ln\left(\frac{\bar{x}}{x} \frac{Q^2}{\mu_F^2}\right) \right] \psi_n(x) \\ & - C_F 2 \sum_{l=0,2,\dots}^n [G_{nl} + v(n) \cdot b_{nl}] \psi_l(x), \end{aligned} \quad (14)$$

where $v^a(n) = 1/(n+1)(n+2) - 1/2$ and G_{nl} , b_{nl} are calculable triangular matrices (see Ref. 16 for details). Note that the spectral density $\rho_n^{(1)}$ allows one to obtain $F_{\text{LCSR}}^{\gamma \gamma^* \pi}(Q^2)$ for any number of the Gegenbauer harmonics in the expansion of φ_π .

Employing this approach, predictions at the NLO for $Q^2 F_{\text{LCSR}}^{\gamma \gamma^* \pi}(Q^2)$ were derived,¹⁴ using a variety of pion DAs: the asymptotic (Asy) one, the CZ model,³ and the BMS “bunch”⁵ (see left panel of Fig. 1). It was found that the radiative corrections are important, being negative and contributing up to -17% at low and moderate Q^2 values. Let us recall the main results of this CLEO-data analysis, referring to Refs. 14, 7 for a full-fledged discussion and more details. The CLEO data¹⁰ were processed in terms of σ error ellipses and the results are displayed in the right panel of Fig. 1 around the best fit point (✚). In this graphics, the BMS “bunch” of pion DAs⁵ is shown as a slanted green rectangle, while the vertical dashed and solid lines denote the estimates for a_2 (related to the second moment of φ_π) of two recent lattice simulations in Refs. 21, 22, respectively. Several other models, explained in Refs. 14, 7, are also shown. The main upshot is that wide pion DAs, like the CZ model, are excluded at the 4σ level, whereas the asymptotic DA, and others close to it, are also excluded at the level of at least 3σ . As one sees from this figure,

only endpoint-suppressed pion DAs of the BMS type are within the 1σ error ellipse of the CLEO data¹⁰ and simultaneously in agreement with the mentioned lattice constraints.

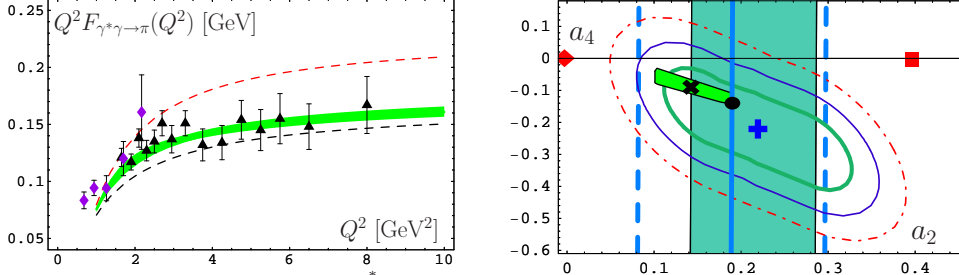


Fig. 1. **Left:** Predictions for $Q^2 F_{\text{LCSR}}^{\gamma^* \pi}(Q^2)$ using the CZ model (upper dashed red line), the BMS “bunch” (shaded green strip), and the Asy DA (low dashed black line) in comparison with the CELLO (diamonds) and the CLEO (triangles) data. **Right:** CLEO-data constraints on $F_{\text{LCSR}}^{\gamma^* \pi}(Q^2)$ in the (a_2, a_4) plane at the scale $\mu^2 = (2.4 \text{ GeV})^2$ in terms of error regions around the BMS best-fit point \star ,¹⁴ using the following designations: 1σ (thick solid green line); 2σ (solid blue line); 3σ (dashed-dotted red line). Two recent lattice simulations^{21,22} are denoted, respectively, by vertical dashed and solid lines together with predictions of QCD sum rules with nonlocal condensates (slanted green rectangle), \times — BMS model,⁵ \blacklozenge — asymptotic DA, \blacksquare — CZ DA.³

The inclusion of the main, i.e., β_0 -proportional NNLO contribution, in $F_{\text{LCSR}}^{\gamma^* \pi}$ proceeds via the dispersion integral in (12).¹⁶ The technical problem is how to obtain the contributions to $\rho^{(2,\beta)}$ from terms with various powers of the logarithms $L(y)$ in Eq. (9). The outcome of this calculation turns out to be negative, like the NLO contribution, and about -7% (taken together with the effect of a more realistic Breit-Wigner (BW) ansatz for the meson resonances in Eq. (11)) at small $Q^2 \sim 2 \text{ GeV}^2$. The size of this suppression decreases rather fast to -2.5% with increasing $Q^2 \geq 6 \text{ GeV}^2$. The net result is a slight suppression of the prediction for the scaled form factor (see Fig. 2).

4. Confronting NNLO LCSR results with the BaBar data

In the preceding section we have shown in detail that the CLEO data are strictly incompatible with wide pion DAs and demand that the endpoints $x = 0, 1$ are stronger suppressed than in the asymptotic DA. Surprisingly, the new data of the BaBar Collaboration¹⁸ on the pion-photon transition form factor are in contradiction with this behavior. More specifically, these data, which extend from intermediate up to high momenta in the range $4 < Q^2 < 40 \text{ GeV}^2$, show a significant growth with Q^2 for values above $\sim 10 \text{ GeV}^2$. Indeed, the corresponding data points lie above the asymptotic QCD prediction $\sqrt{2}f_\pi$ and continue to grow with Q^2 up to the highest measured momentum. This behavior of the BaBar data is clearly in conflict with the collinear factorization. This in turn means that, as we argued in Ref. 16, the inclusion of the NNLO radiative corrections cannot reconcile the

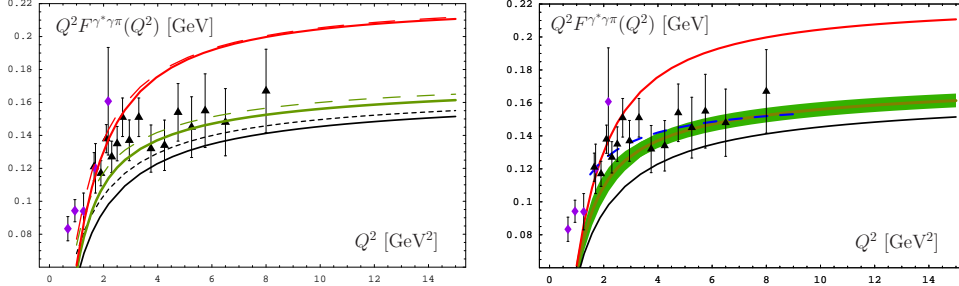


Fig. 2. **Left:** Predictions for $Q^2 F_{\text{LCSR}}^{\gamma\gamma^*\pi}(Q^2)$ with the NNLO_β corrections (together with the BW resonance model) included (solid lines) and without them (dashed lines). They correspond to selected pion DAs: CZ model — upper (red) line,³ BMS-model — middle (green) line,⁵ and Asy DA — lower (black) line. The experimental data are as in Fig. 1. **Right:** The shaded (green) strip denotes the form-factor predictions derived for the BMS “bunch”.⁵ The dashed (blue) line represents a dipole-form interpolation of the CLEO data.

BaBar data with perturbative QCD. This is true for any pion DA that vanishes at the endpoints $x = 0, 1$ (see Fig. 3). From Table 1 it becomes clear that also a wide pion DA, like the CZ model, though it lies above the asymptotic prediction shows exactly the same scaling behavior above $\sim 10 \text{ GeV}^2$ as all discussed pion DAs, which is not even surprising because it also vanishes at the endpoints $x = 0, 1$. The conclusion is that — contrary to the statements of the BaBar Collaboration¹⁸ — also the CZ DA cannot reproduce *all* BaBar data.^{16,23,24} Indeed, from Fig. 3 one sees that in the region of the CLEO data, the CZ model fails also with respect to the BaBar data points at the 4σ level, whereas above $\simeq 20 \text{ GeV}^2$, and up to the highest measured value of Q^2 , 40 GeV^2 , it fails again, because instead of growing with Q^2 it scales.

Table 1. χ^2_{ndf} for the Asymptotic (Asy), BMS, and CZ DAs.

Pion DA	BaBar & CLEO data χ^2_{ndf}	BaBar all data χ^2_{ndf}	BaBar only highest 10 data χ^2_{ndf}
Asy	11.5	19.2	19.8
BMS	4.4	7.8	11.9
CZ	20.9	36.0	6.0

In summary,

- (i) The combined effect of the negative NNLO_β , i.e., suppressing, radiative corrections and the enhancing effect of using a Breit-Wigner model for the vector-meson resonances finally amounts to a moderate overall suppression of $Q^2 F_{\text{LCSR}}^{\gamma\gamma^*\pi}(Q^2)$ in the range of momentum transfer $10\text{--}40 \text{ GeV}^2$,^{16,23} probed in the BaBar experiment.
- (ii) The growth with Q^2 of the scaled form factor, measured by the BaBar Collaboration, cannot be attributed to the hadronic content of the real photon because this is a twist-four contribution that is rapidly decreasing with increasing Q^2 .
- (iii) It is impossible to get enhancement of the form factor within the QCD collinear

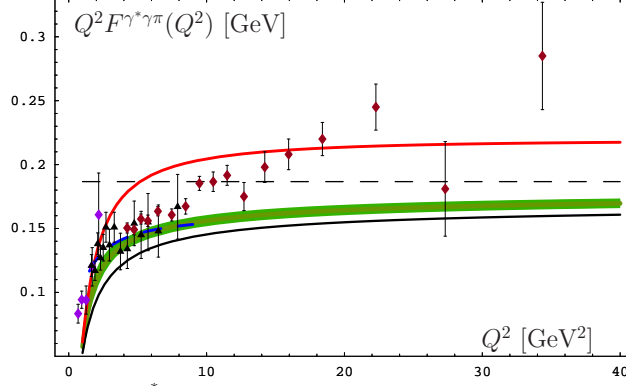


Fig. 3. Predictions for $Q^2 F_{\text{LCSR}}^{\gamma^* \pi}(Q^2)$ calculated with the following pion DAs: Asy — lower solid line, BMS “bunch” — shaded green strip, and the CZ model — upper solid red line. The BaBar data¹⁸ are shown as diamonds with error bars. The CELLO⁹ and the CLEO¹⁰ data are also shown with the designations used in Fig. 1. The displayed theoretical results include the NNLO _{β} radiative corrections and the BW model for the meson resonances. The horizontal dashed line marks the asymptotic QCD prediction $\sqrt{2}f_\pi$.

factorization using pion DA models which have a convergent projection onto the Gegenbauer harmonics and, hence, vanish at the endpoints $x = 0, 1$ (cf. the χ^2 values in Table 1). It seems (see next section) that exactly the violation of this feature may provide an explanation of the BaBar data.

5. BaBar data — heuristic explanations

Despite the claims by the BaBar Collaboration¹⁸ that their data are in agreement with QCD, such an explanation is outside of reach at present. Hence, once is forced to look for alternative explanations. There have been several proposals to explain the anomalous behavior of the BaBar data, among others, e.g., Refs. 25, 26, 27, 28, 29, 30. We restrict attention to one sort of such proposals which assumes that the pion DA may be “practically flat”, hence violating the collinear factorization and entailing a (logarithmic) growth of $Q^2 F^{\gamma^* \gamma \pi}(Q^2)$ with Q^2 . One has²⁵ ($\sigma^2 = 0.53 \text{ GeV}^2$)

$$Q^2 F^{\gamma^* \gamma \pi} = \frac{\sqrt{2}f_\pi}{3} \int_0^1 \frac{1}{x} \left[1 - e^{-\frac{xQ^2}{\sigma^2}} \right] dx. \quad (15)$$

Another option²⁶ gives instead ($m \approx 0.65 \text{ GeV}$, cf. Eq. (3))

$$Q^2 F^{\gamma^* \gamma \pi} = \frac{\sqrt{2}f_\pi}{3} \int_0^1 \frac{\varphi_\pi(x, Q)}{x + \frac{m^2}{Q^2}} dx \quad (16)$$

with $\varphi_\pi(x, \mu_0) = N + (1 - N)6x\bar{x}$ with $N \approx 1.3$ and $\mu_0 = 0.6 - 0.8 \text{ GeV}$. Equation (15) can be compared with the available experimental data^{9,10,18} using for them

the phenomenological fit ($\Lambda \approx 0.9$ GeV, $b \approx -1.4$)

$$Q^2 F^{\gamma^* \gamma \pi} = \frac{Q^2}{2\sqrt{2}f_\pi \pi^2} \left[\frac{\Lambda^2}{\Lambda^2 + Q^2} + b \left(\frac{\Lambda^2}{\Lambda^2 + Q^2} \right)^2 \right]$$

by means of a χ_{ndf}^2 criterion, given in Table 2. One observes — diagonal from the

Table 2. χ_{ndf}^2 for the phenomenological fit and the fit with a flat pion DA, like Eq. (15) — numbers in parentheses. The diagonal elements give the best-fit values of χ_{ndf}^2 which fix the corresponding line parameters.

	CELLO& CLEO	BaBar
CELLO&CLEO	0.48 (1.22)	7.8 (15.8)
BaBar	10.8 (3.5)	1.8 (1.8)

BaBar (CELLO&CLEO) entry to the CELLO&CLEO (BaBar) one — that it is not possible to fit simultaneously the CELLO/CLEO data and the BaBar data with the same accuracy using these parameterizations.

This interpretation is given further impetus, when we consider the BaBar data as being two “experiments” BaBar1 and BaBar2 — see Fig. 5. One sees from Table 3, in terms of χ_{ndf}^2 , that the flat-DA scenario cannot describe *both* BaBar “experiments” simultaneously with the same accuracy.

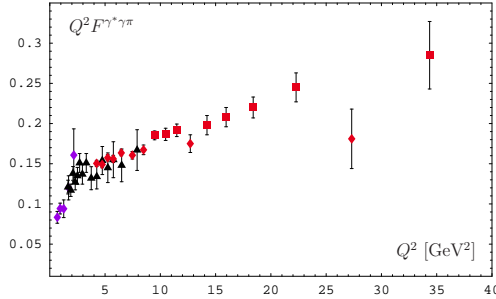


Fig. 4. Split BaBar data: \blacklozenge - BaBar1, \blacksquare - BaBar2.

Table 3. χ_{ndf}^2 for the flat-DA fit. Best-fit values on the diagonal.

	\blacklozenge BaBar1	\blacksquare BaBar2
BaBar1	3.3	0.33
BaBar2	3.5	0.26

6. Conclusions

We have studied in detail the pion-photon transition form factor using light-cone sum rules and including QCD radiative corrections up to the two loop level. We also took into account twist-four contributions. It has been our goal to derive predictions for $Q^2 F^{\gamma^* \gamma \pi}$ using several pion distribution amplitudes that can be compared with the available experimental data. Our results have been deduced within the convolution scheme of QCD for distribution amplitudes that vanish at the endpoints $x = 0, 1$. They turn out to be unable to match the data of the BaBar Collaboration for momenta beyond 10 GeV², which grow with increasing Q^2 . We analyzed this

behavior and argued that proposed scenarios, which make use of flat pion distribution amplitudes, cannot match the high- Q^2 BaBar data and those of the CLEO and the CELLO Collaborations simultaneously, because the latter demand distribution amplitudes that vanish at the endpoints.

Acknowledgments

This report is dedicated to the 75th birthday of Anatoly Efremov. We are grateful to A. P. Bakulev for a fruitful collaboration. This work was partially supported by the Heisenberg–Landau Program (Grant 2009) and the Russian Foundation for Fundamental Research (Grants 07-02-91557 and 09-02-01149).

References

1. A. V. Efremov and A. V. Radyushkin, *Phys. Lett. B* **94**, 245 (1980); *Theor. Math. Phys.* **42**, 97 (1980).
2. G. P. Lepage and S. J. Brodsky, *Phys. Rev. D* **22**, 2157 (1980).
3. V. L. Chernyak and A. R. Zhitnitsky, *Phys. Rept.* **112**, 173 (1984).
4. S. V. Mikhailov and A. V. Radyushkin, *JETP Lett.* **43**, 712 (1986); *Sov. J. Nucl. Phys.* **49**, 494 (1989). A. P. Bakulev and S. V. Mikhailov, *Phys. Lett. B* **436**, 351 (1998).
5. A. P. Bakulev, S. V. Mikhailov, and N. G. Stefanis, *Phys. Lett. B* **508**, 279 (2001); *Phys. Lett. B* **590**, 309 (2004) Erratum. ”
6. A. P. Bakulev, K. Passek-Kumerički, W. Schroers, and N. G. Stefanis, *Phys. Rev. D* **70**, 033014 (2004); *Phys. Rev. D* **70**, 079906 (2004) Erratum.
7. N. G. Stefanis, *Nucl. Phys. Proc. Suppl.* **181-182**, 199 (2008).
8. A. P. Bakulev, S. V. Mikhailov, and N. G. Stefanis, *Annalen Phys.* **13**, 629 (2004).
9. H. J. Behrend *et al.*, *Z. Phys. C* **49**, 401 (1991).
10. J. Gronberg *et al.*, *Phys. Rev. D* **57**, 33 (1998).
11. A. Khodjamirian, *Eur. Phys. J. C* **6**, 477 (1999).
12. A. Schmedding and O. Yakovlev, *Phys. Rev. D* **62**, 116002 (2000).
13. V. M. Braun and I. E. Filyanov, *Z. Phys. C* **48**, 239 (1990).
14. A. P. Bakulev, S. V. Mikhailov, and N. G. Stefanis, *Phys. Rev. D* **67**, 074012 (2003); *Phys. Lett. B* **578**, 91 (2004); *Phys. Rev. D* **73**, 056002 (2006).
15. P. Kroll and M. Raulfs, *Phys. Lett. B* **387**, 848 (1996).
16. S. V. Mikhailov and N. G. Stefanis, *Nucl. Phys. B*, **821**, 291 (2009).
17. B. Melić, D. Müller, and K. Passek-Kumerički, *Phys. Rev. D* **68**, 014013 (2003).
18. B. Aubert *et al.*, *Phys. Rev. D* **80**, 052002 (2009).
19. V. M. Braun, E. Gardi, and S. Gottwald, *Nucl. Phys. B* **685**, 171 (2004).
20. F. Del Aguila and M. K. Chase, *Nucl. Phys. B* **193**, 517 (1981). E. Braaten, *Phys. Rev. D* **28**, 524 (1983). E. P. Kadantseva, S. V. Mikhailov, and A. V. Radyushkin, *Sov. J. Nucl. Phys.* **44**, 326 (1986).
21. V. M. Braun *et al.*, *Phys. Rev. D* **74**, 074501 (2006).
22. M. A. Donnellan *et al.*, *PoS LAT2007*, 369 (2007).
23. S. V. Mikhailov and N. G. Stefanis, arXiv:0909.5128 [hep-ph].
24. A. Khodjamirian, arXiv:0909.2154 [hep-ph].
25. A. V. Radyushkin, arXiv:0906.0323 [hep-ph].
26. M. V. Polyakov, *JETP Lett.* **90**, 228 (2009).
27. A. E. Dorokhov, arXiv:0905.4577 [hep-ph].

- 28. H. n. Li and S. Mishima, arXiv:0907.0166 [hep-ph].
- 29. P. Kotko and M. Praszalowicz, arXiv:0907.4044 [hep-ph].
- 30. W. Broniowski and E. R. Arriola, arXiv:0910.0869 [hep-ph].