

Center-of-mass p -wave fermionic superfluidity

Zixu Zhang,¹ Hsiang-Hsuan Hung,² Chiu Man Ho,^{3,4} Erhai Zhao,¹ and W. Vincent Liu¹

¹*Department of Physics and Astronomy, University of Pittsburgh, Pittsburgh, PA 15260*

²*Department of Physics, University of California, San Diego, CA 92093*

³*Department of Physics, University of California, Berkeley, CA 94720*

⁴*Theoretical Physics Group, Lawrence Berkeley National Laboratory, Berkeley, CA 94720*

(Dated: March 12, 2019)

We propose a new kind of pairing between two fermion species where the pairs condense at a finite momentum equal to the sum of two Fermi momenta and exhibit a p -wave center-of-mass wavefunction in a quasi-one dimensional system. This pairing phase is therefore related to but is fundamentally different from both the modulated superfluidity of Fulde-Ferrell-Larkin-Ovchinnikov, where the ordering wavevector is given by the Fermi momentum difference, and the usual p -wave superfluid such as ^3He , where the orbital symmetry refers to the relative motion within each pair. Our numerical simulation and mean field calculation confirm that this occurs for spin imbalanced Fermi gases under a new experimental condition—the spin up and down Fermi levels lie within the p_x and s orbital bands of optical lattices, respectively.

PACS numbers: 03.75.Ss, 71.10.Fd, 37.10.Jk, 05.30.Fk

Spatially modulated Fermi superfluid has long fascinated researchers in the fields of heavy fermion and organic superconductors, color superconductivity in quark matter [1], and most recently ultracold Fermi gases with spin imbalance [2, 3, 4]. Unlike the homogenous Bardeen-Cooper-Schrieffer state, the order parameter of a modulated superfluid spontaneously develops a crystalline structure that breaks the underlying translational and rotational symmetry. Such state was first envisioned by Fulde and Ferrell, as well as Larkin and Ovchinnikov for superconductors in magnetic field, and hitherto known as the FFLO state. The FFLO state can be viewed as a condensate of Cooper pairs carrying finite center-of-mass momentum $Q = k_{F\uparrow} - k_{F\downarrow}$, where $k_{F\uparrow}$ ($k_{F\downarrow}$) is the Fermi momentum of the spin \uparrow (\downarrow) fermions. Despite the extensive work on the subject, up to now there is still no direct, conclusive experimental evidence for such state. In this respect, recent and ongoing experiments on ultracold Fermi gases with tunable attractive interaction and spin imbalance have renewed the hope to realize the FFLO state [3, 5, 6, 7, 8, 9, 10].

In this letter, we show that a new form of modulated Fermi superfluidity will arise for attractive two-component Fermi gases on anisotropic optical lattices in the limit of large spin imbalance, namely the Fermi level of the majority (\uparrow) spin lies in the p_x band (with the s -band filled), while the Fermi level of the minority (\downarrow) spin lies within the s band below. This state is analogous to, but distinct from the traditional FFLO state. In particular, the modulation wave vector of the order parameter is $Q = k_{F\uparrow} + k_{F\downarrow}$. In the strongly attractive limit, the tightly bounded pairs condense at finite momentum Q . This realizes an unconventional Bose-Einstein condensate beyond Feynman's no-node theorem [11, 12, 13, 14, 15]. Note that here, the center-of-mass motion of the pair is p -wave. It differs from the usual p -wave superfluids such

as ^3He , where the relative motion of two fermions within a pair is p -wave.

Spin imbalance and inter-orbital pairing have been individually investigated before. The limit of large spin imbalance was recently studied to explore the formation of Fermi polarons [16]. Also, a two-leg-ladder system with spin imbalance was studied for the FFLO pairing [17]. Recently, inter-orbital pairing of unpolarized fermions was shown theoretically to give rise to Cooper pair density waves [18]. Our setup represents a new physical situation where both spin imbalance and orbital physics come into interplay. Our conclusion is based on the density matrix renormalization group (DMRG) [19, 20] analysis for the one dimensional (1D) problem and mean field theory for the quasi-1D system.

The system under consideration is at zero temperature and consists of two-component fermions in a three dimensional (3D) cubic optical lattice with lattice constant a , described by the Hamiltonian

$$H = \sum_{\sigma} \int d^3\mathbf{x} \psi_{\sigma}^{\dagger}(\mathbf{x}) \left[-\frac{\hbar^2}{2m} \nabla^2 + V(\mathbf{x}) - \mu_{\sigma} \right] \psi_{\sigma}(\mathbf{x}) + g \int d^3\mathbf{x} \psi_{\uparrow}^{\dagger}(\mathbf{x}) \psi_{\downarrow}^{\dagger}(\mathbf{x}) \psi_{\downarrow}(\mathbf{x}) \psi_{\uparrow}(\mathbf{x}). \quad (1)$$

Here $\psi_{\sigma}(\mathbf{x})$ is the fermionic field operator at \mathbf{x} with spin $\sigma = \uparrow, \downarrow$, $V(\mathbf{x})$ is the lattice potential, μ_{σ} is the chemical potential for spin σ fermions, and $g < 0$ is the contact attraction. In particular, we consider the case where lattice potential in the x (parallel) direction is much weaker than the other two (transverse) directions, so the system behaves like quasi-one dimensional. We expand $\psi_{\sigma}(\mathbf{x}) = \sum_{n\mathbf{r}} \phi_n(\mathbf{x} - \mathbf{r}) c_{n\mathbf{r}}$, where $\phi_n(\mathbf{x} - \mathbf{r})$ is the n -th band Wannier function at lattice site \mathbf{r} with $c_{n\mathbf{r}}$ the annihilation operator in Wannier basis. As a result, we obtain the usual attractive Hubbard model with nearest neighbors hopping and on-site attraction. The lowest

two energy bands are the s and p_x band (the p_y and p_z band are much higher in energy because of the tighter confinement in the transverse directions). For brevity the p_x band is simply called p band in the following.

By filling fermions with spin \uparrow to the p band and spin \downarrow to the s band, the Hamiltonian becomes

$$\begin{aligned}
 H_{sp} = & - \sum_{\langle \mathbf{r}, \mathbf{r}' \rangle} (t_s^\parallel S_{\mathbf{r}}^\dagger S_{\mathbf{r}'} - t_p^\parallel P_{\mathbf{r}}^\dagger P_{\mathbf{r}'} + h.c.) - \mu_s \sum_{\mathbf{r}} n_{\mathbf{r}}^s \\
 & - \sum_{\langle \mathbf{r}, \mathbf{r}'' \rangle} (t_s^\perp S_{\mathbf{r}}^\dagger S_{\mathbf{r}''} + t_p^\perp P_{\mathbf{r}}^\dagger P_{\mathbf{r}''} + h.c.) - \mu_p \sum_{\mathbf{r}} n_{\mathbf{r}}^p \\
 & + \omega_b \sum_{\mathbf{r}} n_{\mathbf{r}}^p + U_{sp} \sum_{\mathbf{r}} n_{\mathbf{r}}^s n_{\mathbf{r}}^p.
 \end{aligned} \quad (2)$$

Here, $\langle \mathbf{r}, \mathbf{r}' \rangle$ and $\langle \mathbf{r}, \mathbf{r}'' \rangle$ denote the nearest neighboring lattice sites in parallel and transverse directions. t_s^\parallel and t_p^\parallel are the hopping amplitudes along the parallel direction for the s - and p -band fermions respectively, while $t_s^\perp = t_p^\perp = t^\perp$ are the hopping amplitudes in transverse directions. $S_{\mathbf{r}}$ ($P_{\mathbf{r}}$) is the annihilation operator at lattice site \mathbf{r} for s band \downarrow (p band \uparrow) fermions. $n_{\mathbf{r}}^s = S_{\mathbf{r}}^\dagger S_{\mathbf{r}}$, $n_{\mathbf{r}}^p = P_{\mathbf{r}}^\dagger P_{\mathbf{r}}$ are the number operators, and μ_s, μ_p are the corresponding chemical potentials. U_{sp} is the attractive on-site interaction between s and p band fermions and can be tuned by changing the scattering length using Feshbach resonance. ω_b is related to the band gap. In tight binding region we assume $\omega_b \gg |U_{sp}|$, and consequently the fully filled s band of spin \uparrow fermions are inert and not included in the H_{sp} .

First we consider the pairing problem in the simplest case of 1D ($t^\perp = 0$), which is schematically shown in Fig. 1(a). The two relevant Fermi momenta are $k_{F\downarrow}$ (for s band \downarrow fermions) and $k_{F\uparrow}$ (for p band \uparrow fermions). From a weak coupling point of view, to pair fermions of opposite spin near their respective Fermi surfaces, the Cooper pairs have to carry finite center-of-mass momentum (CMM) due to the Fermi surface mismatch. Furthermore, in order for all Cooper pairs to have roughly the same CMM, the only choice is to pair fermions of opposite chirality. Note that the dispersion of p -band is inverted with respect to the s band, so pairing occurs between fermions with momenta of the same sign but opposite group velocities. These elementary consideration shows that the CMM of the pair should be the sum of two Fermi momenta,

$$Q = k_{F\uparrow} + k_{F\downarrow}, \quad (3)$$

different from the usual spin imbalanced fermions within the same band, where the FFLO pair has momentum $Q = |k_{F\uparrow} - k_{F\downarrow}|$.

Mean field theory and weak coupling consideration can only provide a qualitative picture for 1D problems. To unambiguously identify the nature of the ground state, we use DMRG to compute the pair correlation function. In the numerical calculations, we used parameters $t_s^\parallel =$

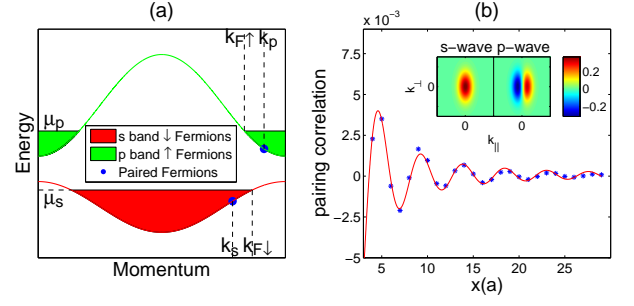


FIG. 1: (Color online) (a) A schematic illustration showing the pairing between s and p band fermions. The s band is also fully occupied with \uparrow fermions (not shown). (b) The spatial variation of the pairing correlation $C(x)$ for $N_s = 49$, $N_p = 15$ according to DMRG. The blue scatters are the DMRG result and the solid line is the fitting using function $a \cos(qx + b)/x^\eta + c$. The inset in (b) shows the s - and p -wave Wannier functions in momentum space, which are elongated in the transverse direction (in real space they are compressed in transverse direction). The s wave is parity even while the p wave is parity odd.

1, $t_p^\parallel = 8$, $\mu_s = 1.7$, $\mu_p - \omega_b = -11$, and $U_{sp} = -9$, which are chosen according to tight-binding criteria. The truncation error is controlled in order of 10^{-7} or less. Eq. 3 predicts $Q = k_{F\uparrow} + k_{F\downarrow} = 0.435\pi/a$. Fig. 1(b) shows the pairing correlation function in real space $C_{ij} = \langle S_i^\dagger P_i^\dagger P_j S_j \rangle$ as a function of $x = |i - j|$ for a chain of $N = 60$ sites with open boundary conditions, where the indices i and j are real space positions. Since the system only has algebraic order, $C(x)$ decays with x according to a power law. On top of this, however, there is also a clear oscillation. A curve fit with formula $C(x) = a \cos(qx + b)/x^\eta + c$, shown in Fig. 1(b), yields a period of $q = 0.438\pi/a$ which is in a good agreement with the wave number given above. To see this more clearly, we plot the Fourier transform of the pair correlation function

$$C_q = \frac{1}{N} \sum_{i,j} e^{iq(i-j)} C_{ij} \quad (4)$$

in Fig. 4(b). C_q is peaked at $q = 0.426\pi/a$. These features of the pair correlation function are the hallmark of 1D FFLO-like phases [21, 22].

Now we move on to the quasi 1D system where a weak transverse hopping $t^\perp \ll t^\parallel$ is added. We carry out a mean field analysis of Hamiltonian H_{sp} by introducing the $s - p$ pairing order parameter

$$\Delta_{\mathbf{r}} = U_{sp} \langle S_{\mathbf{r}} P_{\mathbf{r}} \rangle, \quad (5)$$

where $\langle \dots \rangle$ means the average value in the ground state. Two different trial ground states are investigated, the Fulde-Ferrell (FF) phase $\Delta_{\mathbf{r}} = \Delta e^{i\mathbf{Q} \cdot \mathbf{r}}$ and the Larkin-Ovchinnikov (LO) phase $\Delta_{\mathbf{r}} = \Delta \cos \mathbf{Q} \cdot \mathbf{r}$. \mathbf{Q} and Δ are determined self-consistently by minimization of ground state free energy $\langle H_{sp} \rangle$. Transverse hopping introduces

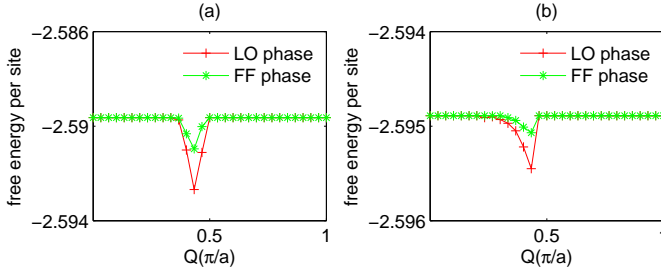


FIG. 2: (Color online) The free energy per site of the FF phase (green) and the LO phase (red) as function of the pair wave vector Q for transverse hopping $t^\perp = 0.05$ (a) and $t^\perp = 0.1$ (b). Free energy at $-Q$ is the same as that at Q .

a small Fermi surface curvature and spoils the perfect nesting condition as in the pure 1D problem above. However, the curvature is small for weak t^\perp . Thus, we expect \mathbf{Q} pointing almost along the parallel direction, $\mathbf{Q} = Q(1, 0, 0)$, in order to maximize the phase space of pairing.

The mean field Hamiltonian for the FF phase can be diagonalized in momentum space by standard procedure. We get the ground state energy

$$\langle H_{sp} \rangle = \sum_{\mathbf{k}, \gamma=\pm} \Theta(-\lambda_{\mathbf{k}}^{(\gamma)}) \lambda_{\mathbf{k}}^{(\gamma)} + \sum_{\mathbf{k}} \xi_{\mathbf{k}}^p - \frac{N^3 \Delta^2}{U_{sp}} \quad (6)$$

with the self-consistent gap equation for Δ

$$\Delta = \frac{\Delta U_{sp}}{N^3} \sum_{\mathbf{k}} \frac{\Theta(-\lambda_{\mathbf{k}}^{(+)}) - \Theta(-\lambda_{\mathbf{k}}^{(-)})}{\sqrt{4\Delta^2 + (\xi_{\mathbf{k}}^s + \xi_{\mathbf{Q}-\mathbf{k}}^p)^2}}. \quad (7)$$

Here, \mathbf{k} is the lattice momentum, N^3 is the total number of sites, Θ is the step function, and $\lambda_{\mathbf{k}}^{(\pm)} = \frac{1}{2}[\xi_{\mathbf{k}}^s - \xi_{\mathbf{Q}-\mathbf{k}}^p \pm \sqrt{4\Delta^2 + (\xi_{\mathbf{k}}^s + \xi_{\mathbf{Q}-\mathbf{k}}^p)^2}]$ is the eigenenergy of the Bogoliubov quasiparticles. As evident from these formulae, the pairing occurs between an s -band fermion of momentum \mathbf{k} and a p -band fermion of momentum $\mathbf{Q} - \mathbf{k}$ with dispersion $\xi_{\mathbf{k}}^s = -2t_s^\parallel \cos k_x a - 2t^\perp \cos k_y a - 2t^\perp \cos k_z a - \mu_s$ and $\xi_{\mathbf{k}}^p = 2t_p^\parallel \cos k_x a - 2t^\perp \cos k_y a - 2t^\perp \cos k_z a - \mu_p + \omega_b$ respectively.

The LO phase is spatially inhomogeneous. A full mean field analysis requires solving the Bogoliubov-de Gennes equation to determine the gap profile self-consistently. Here we are only interested in computing the free energy for the ansatz $\Delta_{\mathbf{r}} = \Delta \cos \mathbf{Q} \cdot \mathbf{r}$ to compare with the FF case. Thus, it is sufficient to numerically diagonalize the full Hamiltonian Eq. 2 for a finite size lattice. Introduce vector of dimension $2N$

$$\alpha_{k_y k_z}^\dagger = (S_{k_x^\perp k_y k_z}^\dagger \dots S_{k_x^N k_y k_z}^\dagger, P_{k_x^\perp, -k_y, -k_z} \dots P_{k_x^N, -k_y, -k_z}), \quad (8)$$

where $k_x^n = 2\pi n/Na$ is the discrete momentum in the x direction. The components of α obeys

anticommutation relation $\{\alpha_{k_y k_z}^{\dagger(m_1)}, \alpha_{k_y k_z}^{(m_2)}\} = \delta_{m_1 m_2}$, where m_1, m_2 labels the corresponding operator component of α . The Hamiltonian takes the compact form $H_{sp} = \sum_{k_y k_z} \alpha_{k_y k_z}^\dagger \mathcal{H}_{k_y k_z} \alpha_{k_y k_z} + \sum_{\mathbf{k}} \xi_{\mathbf{k}}^p - (1 + \delta_{Q, -Q}) N^3 \Delta^2 / 2U_{sp}$. Since $\mathcal{H}_{k_y k_z}$ is real and symmetric, it can be diagonalized by an orthogonal transformation $\alpha_{k_y k_z} = \mathcal{D}_{k_y k_z} \beta_{k_y k_z}$ to yield $2N$ eigenvalues $E_{k_y k_z}^l$. The new operators $\beta_{k_y k_z}$ automatically obey the fermionic anti-commuting relationship $\{\beta_{k_y k_z}^{\dagger(m_1)}, \beta_{k_y k_z}^{(m_2)}\} = \delta_{m_1 m_2}$. We get the ground state energy,

$$\langle H_{sp} \rangle = \sum_{k_y, k_z} \sum_{l=1}^{2N} E_{k_y k_z}^l \Theta(-E_{k_y k_z}^l) + \sum_{\mathbf{k}} \xi_{\mathbf{k}}^p - \frac{N^3 \Delta^2}{2U_{sp}} (1 + \delta_{-Q, Q}), \quad (9)$$

and the gap equation,

$$\Delta = \frac{2U_{sp}}{N^3 (1 + \delta_{-Q, Q})} \sum_{\mathbf{k}} \sum_l \mathcal{D}_{k_y k_z}^{m_1, l} \mathcal{D}_{k_y k_z}^{m'_1, l} \Theta(E_{k_y k_z}^l). \quad (10)$$

Here, l labels the eigenenergy, and m_1, m'_1 labels the matrix elements corresponding to the original s, p operators in the gap equation.

Fig. 2 shows the calculated free energy for different Q 's (Q has discretized values on a finite size lattice) and transverse hoppings. The parameters used are the same as in the 1D case and for small t^\perp 's, we still expect that the order parameter has the momentum around $0.435\pi/a$ as before. In Fig. 2(a), $t^\perp = 0.05$, the minimum free energy per site is located at $Q = 0.433\pi/a$ for LO phase with a value -2.5927 , which is lower than the non-interacting value -2.5896 , with $\Delta = 0.822$. In Fig. 2(b), $t^\perp = 0.1$ and the minimum is also located at $Q = 0.433\pi/a$ for LO phase, where $\Delta = 0.542$ and the free energy per site is -2.5955 compared to the non-interacting value -2.5949 . These results confirm that 1) the LO state has lower energy than the FF state, 2) the order parameter has the momentum close to the prediction of Eq. 3, and 3) larger transverse hopping tends to destroy FFLO states as one can see that the energy gain from pairing is much smaller in Fig. 2(b) than (a).

An interesting feature of the FFLO-like phase in quasi-1D is the possible existence of Fermi surfaces with gapless energy spectrum. Previously, two kinds of FFLO phases are predicted for imbalanced fermions within the s -band [23]. To gain a better understanding of this issue, we monitor the fermion occupation number, i.e. $\langle S_{\mathbf{k}}^\dagger S_{\mathbf{k}} \rangle$ and $\langle P_{\mathbf{k}}^\dagger P_{\mathbf{k}} \rangle$ for increasing transverse hopping. The results are shown in Fig. 3. For small t^\perp , they take the usual BCS form and vary smoothly across the bare Fermi surface (with interaction turned off), as shown in Fig. 3(a) and (c) for $t^\perp = 0.05$. For larger transverse hopping, sharp Fermi surfaces, characterized by a sudden jump in $\langle S_{\mathbf{k}}^\dagger S_{\mathbf{k}} \rangle$ and $\langle P_{\mathbf{k}}^\dagger P_{\mathbf{k}} \rangle$, appear. This is clearly seen in Fig. 3(b) and

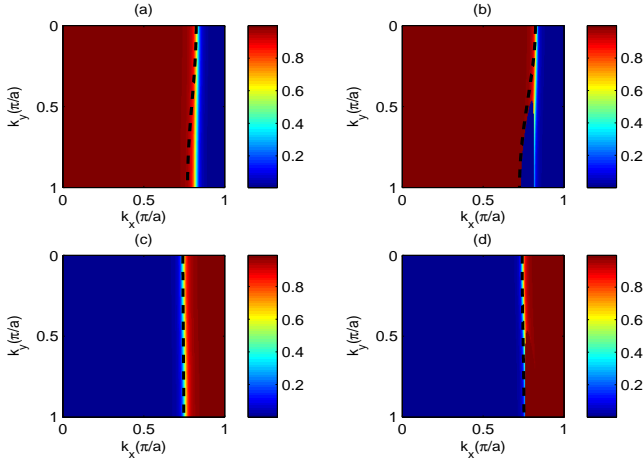


FIG. 3: (Color online) The occupation of the s and p band within the paired state for different transverse hopping t^\perp . Only the first quadrant of the Brillouin zone in the $k_x - k_y$ plane is shown, $k_z = \pi/a$. The black dashed lines indicate the “bare” Fermi surfaces for corresponding non-interacting fermions ($U_{sp} = 0$). (a) $\langle S_{\mathbf{k}}^\dagger S_{\mathbf{k}} \rangle$ for $t^\perp = 0.05$. (b) $\langle S_{\mathbf{k}}^\dagger S_{\mathbf{k}} \rangle$ for $t^\perp = 0.1$. (c) $\langle P_{\mathbf{k}}^\dagger P_{\mathbf{k}} \rangle$ for $t^\perp = 0.05$. (d) $\langle P_{\mathbf{k}}^\dagger P_{\mathbf{k}} \rangle$ for $t^\perp = 0.1$.

(d) for $t^\perp = 0.1$. It can be understood qualitatively as follows. As t^\perp increases, the original Fermi surfaces acquire a larger curvature in the transverse directions and the pairing condition in Eq. 3 cannot be satisfied everywhere anymore. Therefore in some regions the fermions are not paired and Fermi surfaces survive. One should also note that the calculation is based on the assumption that $t^\perp \ll t^\parallel$, which predicts that \mathbf{Q} is in the parallel direction. This prediction should fail as t^\perp increases beyond certain critical values.

One of the experimental signatures of the predicted FFLO-like phase is a peak at finite momentum in the molecule projection experiment. By fast sweeping the magnetic field (and thus the interaction) from the BCS region to the deep BEC region across a Feshbach resonance, the BCS pairs are projected onto Feshbach molecules, which can be further probed for example by time-of-flight images [11]. Here we use a simplified model [24, 25] to evaluate the momentum distribution of molecules after projection

$$n_{\mathbf{q}} = \sum_{\mathbf{k}, \mathbf{k}'} f_{\mathbf{k}}^* f_{\mathbf{k}'} \langle S_{\mathbf{k}+\mathbf{q}/2}^\dagger P_{-\mathbf{k}+\mathbf{q}/2}^\dagger P_{-\mathbf{k}'+\mathbf{q}/2} S_{\mathbf{k}'+\mathbf{q}/2} \rangle, \quad (11)$$

where $f_{\mathbf{k}}$ is the molecular wave function, and the correlation function can be evaluated within mean field theory [25]. For fast sweeps, the molecular size is small compared to lattice constant and its wave function can be approximated by a delta function in real space (a constant $\sqrt{1/N}$ in momentum space). By this assumption, $n_{\mathbf{q}}$ is the same quantity as $C_{\mathbf{q}}$ in Eq. 4. Fig. 4(a) shows the $n_{\mathbf{q}}$ of p -wave Feshbach molecules and a peak is located at $0.433\pi/a$. The time-of-flight experiment is predicted

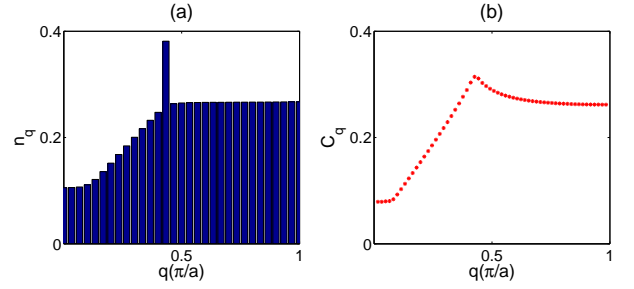


FIG. 4: (Color online) (a) The momentum distribution function $n_{\mathbf{q}}$ of projected molecules for a quasi-1D system with $t^\perp = 0.05$ (all other parameters are same as before) according to mean field theory. Here, $q = q_x$, $q_y = q_z = 0$. (b) Pair correlation function $C_{\mathbf{q}}$ for a 1D chain of $N = 60$ sites obtained by DMRG. The peak is located at $k_{F\uparrow} + k_{F\downarrow} = (N_s + N - N_p)\pi/Na$.

to distribute peaks corresponding to that in Fig. 4. Note that for the 1D problem (Fig. 4(b)), the delta-function peak is replaced by a cusp characteristic of power law due to the lack of long range order.

We thank Chungwei Lin for helpful discussions. This work is supported by ARO Grant No. W911NF-07-1-0293.

-
- [1] R. Casalbuoni and G. Nardulli, Rev. Mod. Phys. **76**, 263 (2004).
 - [2] S. Giorgini, L. P. Pitaevskii, and S. Stringari, Rev. Mod. Phys. **80**, 1215 (2008).
 - [3] D. E. Sheehy and L. Radzihovsky, Ann. Phys. (NY) **322**, 1790 (2007).
 - [4] L. Radzihovsky and D. E. Sheehy, cond-mat/0911.1740 (2009).
 - [5] P. Fulde and R. A. Ferrell, Phys. Rev. **135**, A550 (1964).
 - [6] A. I. Larkin and Y. N. Ovchinnikov, Zh. Eksp. Teor. Fiz. **47**, 1136 (1964).
 - [7] G. Sarma, J. Phys. Chem. Solid **24**, 1029 (1963).
 - [8] W. V. Liu and F. Wilczek, Phys. Rev. Lett. **90**, 047002 (2003).
 - [9] M. W. Zwierlein et al., Nature **442**, 54 (2006).
 - [10] M. W. Zwierlein et al., Science **311**, 492 (2006).
 - [11] W. V. Liu and C. Wu, Phys. Rev. A **74**, 013607 (2006).
 - [12] A. Isacsson and S. M. Girvin, Phys. Rev. A **72**, 053604 (2005).
 - [13] C. Wu, Mod. Phys. Lett. **23**, 1 (2009).
 - [14] A. B. Kuklov, Phys. Rev. Lett. **97**, 110405 (2006).
 - [15] L. Radzihovsky and S. Choi, Phys. Rev. Lett. **103**, 095302 (2009).
 - [16] A. Schirotzek et al., Phys. Rev. Lett. **102**, 230402 (2009).
 - [17] A. E. Feiguin and F. Heidrich-Meisner, Phys. Rev. Lett. **102**, 076403 (2009).
 - [18] P. Nikolic, A. A. Burkov, and A. Paramekanti, cond-mat/0906.2202 (2009).
 - [19] S. R. White, Phys. Rev. Lett. **69**, 2863 (1992).
 - [20] S. R. White, Phys. Rev. B **48**, 10345 (1993).
 - [21] A. E. Feiguin and F. Heidrich-Meisner, Phys. Rev. B **76**,

- 220508 (2007).
- [22] E. Zhao and W. V. Liu, Phys. Rev. A **78**, 063605 (2008).
- [23] M. M. Parish et al., Phys. Rev. Lett. **99**, 250403 (2007).
- [24] R. B. Diener and T.-L. Ho, cond-mat/0404517 (2004).
- [25] E. Altman and A. Vishwanath, Phys. Rev. Lett. **95**, 110404 (2005).