

# Crystalline phase of fermion pairs made in the $p$ -wave Wannier orbital

Zixu Zhang,<sup>1</sup> Hsiang-Hsuan Hung,<sup>2</sup> Chiu Man Ho,<sup>3,4</sup> Erhai Zhao,<sup>1</sup> and W. Vincent Liu<sup>1</sup>

<sup>1</sup>*Department of Physics and Astronomy, University of Pittsburgh, Pittsburgh, PA 15260*

<sup>2</sup>*Department of Physics, University of California, San Diego, CA 92093*

<sup>3</sup>*Department of Physics, University of California, Berkeley, CA 94720*

<sup>4</sup>*Theoretical Physics Group, Lawrence Berkeley National Laboratory, Berkeley, CA 94720*

(Dated: January 3, 2019)

We study an attractive Fermi gas in a quasi-1D optical lattice under a new condition of large spin imbalance—the spin up and down Fermi levels are adjusted in the different  $p_x$  and  $s$  Wannier orbital bands, respectively. This triggers a new pairing state with two distinctive features absent in previously known superfluids. First, the interaction between different spins produces unconventional fermion pairs, which are in the  $p$ -wave Wannier orbital, not the usual nodeless  $s$ -wave. Second, the condensate of such pairs leads to a modulated superfluid with wave vector  $Q = k_{F\uparrow} + k_{F\downarrow}$ , rather than the Fermi wavevector difference characteristic of the Fulde-Ferrell-Larkin-Ovchinnikov phase. Our analysis combines the methods of mean field theory and density matrix renormalization group. Unique features of this state are predicted for the proposed molecule projection experiment.

PACS numbers: 03.75.Ss, 71.10.Fd, 37.10.Jk, 05.30.Fk

In recent years, two-component fermionic atoms with tunable attractive interaction and spin imbalance (polarization) have drawn a lot of attention. For an unpolarized system, it is shown that the superfluid state on the mean field level can be well described by the crossover theory, all the way from the weakly interacting Bardeen-Cooper-Schrieffer (BCS) limit of fermion pairs to the limit of Bose-Einstein condensation (BEC) of molecules [1]. Spin imbalance introduces mismatched Fermi surfaces of the two species, giving rise the hope to realize unconventional pairing state such as Fulde-Ferrell-Larkin-Ovchinnikov (FFLO) state [2, 3, 4, 5, 6, 7, 8]. In the FFLO state, Cooper pairs carry finite center-of-mass momentum  $Q = |k_{F\uparrow} - k_{F\downarrow}|$ , where  $k_{F\uparrow}$  ( $k_{F\downarrow}$ ) is the Fermi momentum of the spin  $\uparrow$  ( $\downarrow$ ) fermions, leading to a superfluid order parameter that is spatially inhomogeneous. Very recently, the limit of large spin imbalance was studied systematically to explore the formation of Fermi polarons [9].

In parallel, the collective behaviors of ultracold fermions on high bands of the optical lattice were studied. The occupation of high bands can be due to large filling factors, thermal excitations, or strong interactions made possible by using magnetic field induced Feshbach resonance [10, 11, 12]. The anisotropy of the Wannier orbital, along with orbital degeneracy, leads to orbital ordering for interacting atoms which has been theoretically demonstrated for both bosons [13, 14, 15] and fermions [16, 17] with repulsive interactions. Recently, interband pairing of unpolarized fermions with strong attractive interaction was shown theoretically to give rise to Cooper pair density waves [18].

In this letter, we study pairing of fermions in the limit of large spin imbalance, namely the Fermi level of the majority ( $\uparrow$ ) spin lies in the  $p_x$  band (with the  $s$ -band filled), while the Fermi level of the minority ( $\downarrow$ ) spin lies

within the  $s$  band below. This represents a new physical situation where spin imbalance and orbital physics come into interplay. By combining density matrix renormalization group (DMRG) [19, 20] analysis for the one dimensional (1D) problem and mean field theory for the quasi-1D system, we show that the ground state of the system develops FFLO-like order. Unlike the conventional FFLO superfluids, however, in the present case the modulations of the order parameter has a characteristic wave vector  $Q = k_{F\uparrow} + k_{F\downarrow}$ . Among other things, in the BEC limit, the tightly bounded pairs effectively reside in  $p$ -band, i.e., condense at finite momentum. Compare to  $p$ -band bosons, the system is free from the decay problem because of Pauli blocking of the filled  $s$ -band [13].

The system under consideration is at zero temperature and consists of two-component fermions in a three dimensional (3D) cubic optical lattice with lattice constant  $a$ , described by the Hamiltonian

$$H = \sum_{\sigma} \int d^3\mathbf{x} \psi_{\sigma}^{\dagger}(\mathbf{x}) \left[ -\frac{\hbar^2}{2m} \nabla^2 + V(\mathbf{x}) - \mu_{\sigma} \right] \psi_{\sigma}(\mathbf{x}) + g \int d^3\mathbf{x} \psi_{\uparrow}^{\dagger}(\mathbf{x}) \psi_{\downarrow}^{\dagger}(\mathbf{x}) \psi_{\downarrow}(\mathbf{x}) \psi_{\uparrow}(\mathbf{x}). \quad (1)$$

Here  $\psi_{\sigma}(\mathbf{x})$  is the fermionic field operator at  $\mathbf{x}$  with spin  $\sigma = \uparrow, \downarrow$ ,  $V(\mathbf{x})$  is the lattice potential,  $\mu_{\sigma}$  is the chemical potential for spin  $\sigma$  fermions, and  $g < 0$  is the contact attraction. In particular, we consider the case where lattice potential in the  $x$  (parallel) direction is much weaker than the other two (transverse) directions, so the system behaves like quasi-one dimensional. We expand  $\psi_{\sigma}(\mathbf{x}) = \sum_{n\mathbf{r}} \phi_n(\mathbf{x} - \mathbf{r}) c_{n\mathbf{r}}$ , where  $\phi_n(\mathbf{x} - \mathbf{r})$  is the  $n$ -th band Wannier function at lattice site  $\mathbf{r}$  with  $c_{n\mathbf{r}}$  the annihilation operator in Wannier basis. As a result, we obtain the usual attractive Hubbard model with nearest neighbors hopping and on-site attraction. The lowest two energy bands are the  $s$  and  $p_x$  band (the  $p_y$  and  $p_z$

band are much higher in energy because of the tighter confinement in the transverse directions). For brevity the  $p_x$  band is simply called  $p$  band in the following.

By filling fermions with spin  $\uparrow$  to the  $p$  band and spin  $\downarrow$  to the  $s$  band, the Hamiltonian becomes

$$\begin{aligned}
 H_{sp} = & - \sum_{\langle \mathbf{r}, \mathbf{r}' \rangle} (t_s^\parallel S_{\mathbf{r}}^\dagger S_{\mathbf{r}'} - t_p^\parallel P_{\mathbf{r}}^\dagger P_{\mathbf{r}'} + h.c.) - \mu_s \sum_{\mathbf{r}} n_{\mathbf{r}}^s \\
 & - \sum_{\langle \mathbf{r}, \mathbf{r}'' \rangle} (t_s^\perp S_{\mathbf{r}}^\dagger S_{\mathbf{r}''} + t_p^\perp P_{\mathbf{r}}^\dagger P_{\mathbf{r}''} + h.c.) - \mu_p \sum_{\mathbf{r}} n_{\mathbf{r}}^p \\
 & + \omega_b \sum_{\mathbf{r}} n_{\mathbf{r}}^p + U_{sp} \sum_{\mathbf{r}} n_{\mathbf{r}}^s n_{\mathbf{r}}^p.
 \end{aligned} \quad (2)$$

Here,  $\langle \mathbf{r}, \mathbf{r}' \rangle$  and  $\langle \mathbf{r}, \mathbf{r}'' \rangle$  denote the nearest neighboring lattice sites in parallel and transverse directions.  $t_s^\parallel$  and  $t_p^\parallel$  are the hopping amplitudes along the parallel direction for the  $s$ - and  $p$ -band fermions respectively, while  $t_s^\perp = t_p^\perp = t^\perp$  are the hopping amplitudes in transverse directions.  $S_{\mathbf{r}}$  ( $P_{\mathbf{r}}$ ) is the annihilation operator at lattice site  $\mathbf{r}$  for  $s$  band  $\downarrow$  ( $p$  band  $\uparrow$ ) fermions.  $n_{\mathbf{r}}^s = S_{\mathbf{r}}^\dagger S_{\mathbf{r}}$ ,  $n_{\mathbf{r}}^p = P_{\mathbf{r}}^\dagger P_{\mathbf{r}}$  are the number operators, and  $\mu_s, \mu_p$  are the corresponding chemical potentials.  $U_{sp}$  is the attractive on-site interaction between  $s$  and  $p$  band fermions and can be tuned by changing the scattering length using Feshbach resonance.  $\omega_b$  is related to the band gap. In tight binding region we assume  $\omega_b \gg |U_{sp}|$ , and consequently the fully filled  $s$  band of spin  $\uparrow$  fermions are inert and not included in the  $H_{sp}$ .

First we consider the pairing problem in the simplest case of 1D ( $t^\perp = 0$ ), which is schematically shown in Fig. 1(a). The two relevant Fermi momenta are  $k_{F\downarrow}$  (for  $s$  band  $\downarrow$  fermions) and  $k_{F\uparrow}$  (for  $p$  band  $\uparrow$  fermions). From a weak coupling point of view, to pair fermions of opposite spin near their respective Fermi surfaces, the Cooper pairs have to carry finite center-of-mass momentum (CMM) due to the Fermi surface mismatch. Furthermore, in order for all Cooper pairs to have roughly the same CMM, the only choice is to pair fermions of opposite chirality. Note that the dispersion of  $p$ -band is inverted with respect to the  $s$  band, so pairing occurs between fermions with momenta of the same sign but opposite group velocities. These elementary consideration shows that the CMM of the pair should be the sum of two Fermi momenta,

$$Q = k_{F\uparrow} + k_{F\downarrow}, \quad (3)$$

different from the usual spin imbalanced fermions within the same band, where the FFLO pair has momentum  $Q = |k_{F\uparrow} - k_{F\downarrow}|$ .

Mean field theory and weak coupling consideration can only provide a qualitative picture for 1D problems. To unambiguously identify the nature of the ground state, we use DMRG to compute the pair correlation function. In the numerical calculations, we used parameters  $t_s^\parallel = 1$ ,  $t_p^\parallel = 8$ ,  $\mu_s = 1.7$ ,  $\mu_p - \omega_b = -11$ , and  $U_{sp} = -9$ ,

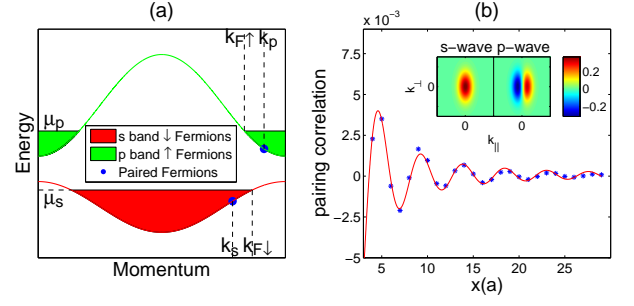


FIG. 1: (Color online) (a) A schematic illustration showing the pairing between  $s$  and  $p$  band fermions. The  $s$  band is also fully occupied with  $\uparrow$  fermions (not shown). (b) The spatial variation of the pairing correlation  $C(x)$  for  $N_s = 49$ ,  $N_p = 15$  according to DMRG. The blue scatters are the DMRG result and the solid line is the fitting using function  $a \cos(qx + b)/x^\eta + c$ . The inset in (b) shows the  $s$ - and  $p$ -wave Wannier functions in momentum space, which are elongated in the transverse direction (in real space they are compressed in transverse direction). The  $s$  wave is parity even while the  $p$  wave is parity odd.

which are chosen according to tight-binding criteria. The truncation error is controlled in order of  $10^{-7}$  or less. Eq. 3 predicts  $Q = k_{F\uparrow} + k_{F\downarrow} = 0.435\pi/a$ . Fig. 1(b) shows the pairing correlation function in real space  $C_{ij} = \langle S_i^\dagger P_i^\dagger P_j S_j \rangle$  as a function of  $x = |i - j|$  for a chain of  $N = 60$  sites with open boundary conditions, where the indices  $i$  and  $j$  are real space positions. Since the system only has algebraic order,  $C(x)$  decays with  $x$  according to a power law. On top of this, however, there is also a clear oscillation. A curve fit with formula  $C(x) = a \cos(qx + b)/x^\eta + c$ , shown in Fig. 1(b), yields a period of  $q = 0.438\pi/a$  which is in a good agreement with the wave number given above. To see this more clearly, we plot the Fourier transform of the pair correlation function

$$C_q = \frac{1}{N} \sum_{i,j} e^{iq(i-j)} C_{ij} \quad (4)$$

in Fig. 4(b).  $C_q$  is peaked at  $q = 0.426\pi/a$ . These features of the pair correlation function are the hallmark of 1D FFLO-like phases [21, 22].

Now we move on to the quasi 1D system where a weak transverse hopping  $t^\perp \ll t^\parallel$  is added. We carry out a mean field analysis of Hamiltonian  $H_{sp}$  by introducing the  $s - p$  pairing order parameter

$$\Delta_{\mathbf{r}} = \langle S_{\mathbf{r}} P_{\mathbf{r}} \rangle, \quad (5)$$

where  $\langle \dots \rangle$  means the average value in the ground state. Two different trial ground states are investigated, the Fulde-Ferrell (FF) phase  $\Delta_{\mathbf{r}} = \Delta e^{i\mathbf{Q} \cdot \mathbf{r}}$  and the Larkin-Ovchinnikov (LO) phase  $\Delta_{\mathbf{r}} = \Delta \cos \mathbf{Q} \cdot \mathbf{r}$ .  $\mathbf{Q}$  and  $\Delta$  are determined self-consistently by minimization of ground state free energy  $\langle H_{sp} \rangle$ . Transverse hopping introduces a small Fermi surface curvature and spoils the perfect

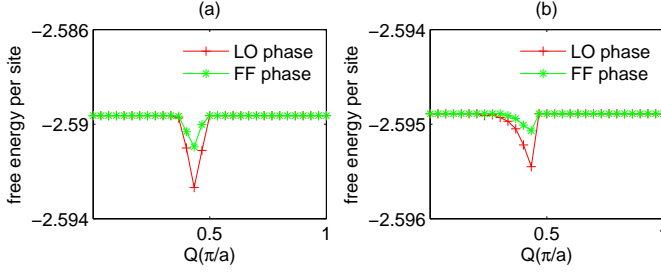


FIG. 2: (Color online) The free energy per site of the FF phase (green) and the LO phase (red) as function of the pair wave vector  $Q$  for transverse hopping  $t^\perp = 0.05$  (a) and  $t^\perp = 0.1$  (b). Free energy at  $-Q$  is the same as that at  $Q$ .

nesting condition as in the pure 1D problem above. However, the curvature is small for weak  $t^\perp$ . Thus, we expect  $\mathbf{Q}$  pointing almost along the parallel direction,  $\mathbf{Q} = Q(1, 0, 0)$ , in order to maximize the phase space of pairing.

The mean field Hamiltonian for the FF phase can be diagonalized in momentum space by standard procedure. We get the ground state energy

$$\langle H_{sp} \rangle = \sum_{\mathbf{k}, \gamma=\pm} \Theta(-\lambda_{\mathbf{k}}^{(\gamma)}) \lambda_{\mathbf{k}}^{(\gamma)} + \sum_{\mathbf{k}} \xi_{\mathbf{k}}^p - \frac{N^3 \Delta^2}{U_{sp}} \quad (6)$$

with the self-consistent gap equation for  $\Delta$

$$\Delta = \frac{\Delta U_{sp}}{N^3} \sum_{\mathbf{k}} \frac{\Theta(-\lambda_{\mathbf{k}}^{(+)}) - \Theta(-\lambda_{\mathbf{k}}^{(-)})}{\sqrt{4\Delta^2 + (\xi_{\mathbf{k}}^s + \xi_{\mathbf{Q}-\mathbf{k}}^p)^2}}. \quad (7)$$

Here,  $\mathbf{k}$  is the lattice momentum,  $N^3$  is the total number of sites,  $\Theta$  is the step function, and  $\lambda_{\mathbf{k}}^{(\pm)} = \frac{1}{2}[\xi_{\mathbf{k}}^s - \xi_{\mathbf{Q}-\mathbf{k}}^p \pm \sqrt{4\Delta^2 + (\xi_{\mathbf{k}}^s + \xi_{\mathbf{Q}-\mathbf{k}}^p)^2}]$  is the eigenenergy of the Bogoliubov quasiparticles. As evident from these formulae, the pairing occurs between an  $s$ -band fermion of momentum  $\mathbf{k}$  and a  $p$ -band fermion of momentum  $\mathbf{Q} - \mathbf{k}$  with dispersion  $\xi_{\mathbf{k}}^s = -2t_s^\parallel \cos k_x a - 2t^\perp \cos k_y a - 2t^\perp \cos k_z a - \mu_s$  and  $\xi_{\mathbf{k}}^p = 2t_p^\parallel \cos k_x a - 2t^\perp \cos k_y a - 2t^\perp \cos k_z a - \mu_p + \omega_b$  respectively.

The LO phase is spatially inhomogeneous. A full mean field analysis requires solving the Bogoliubov-de Gennes equation to determine the gap profile self-consistently. Here we are only interested in computing the free energy for the ansatz  $\Delta_{\mathbf{r}} = \Delta \cos \mathbf{Q} \cdot \mathbf{r}$  to compare with the FF case. Thus, it is sufficient to numerically diagonalize the full Hamiltonian Eq. 2 for a finite size lattice. Introduce vector of dimension  $2N$

$$\alpha_{k_y k_z}^\dagger = (S_{k_x^1 k_y k_z}^\dagger \dots S_{k_x^N k_y k_z}^\dagger, P_{k_x^1, -k_y, -k_z} \dots P_{k_x^N, -k_y, -k_z}), \quad (8)$$

where  $k_x^n = 2\pi n/Na$  is the discrete momentum in the  $x$  direction. The components of  $\alpha$  obeys anticommutation relation  $\{\alpha_{k_y k_z}^{\dagger(m_1)}, \alpha_{k_y k_z}^{(m_2)}\} = \delta_{m_1 m_2}$ ,

where  $m_1, m_2$  labels the corresponding operator component of  $\alpha$ . The Hamiltonian takes the compact form  $H_{sp} = \sum_{k_y k_z} \alpha_{k_y k_z}^\dagger \mathcal{H}_{k_y k_z} \alpha_{k_y k_z} + \sum_{\mathbf{k}} \xi_{\mathbf{k}}^p - (1 + \delta_{Q, -Q}) N^3 \Delta^2 / 2U_{sp}$ . Since  $\mathcal{H}_{k_y k_z}$  is real and symmetric, it can be diagonalized by an orthogonal transformation  $\alpha_{k_y k_z} = \mathcal{D}_{k_y k_z} \beta_{k_y k_z}$  to yield  $2N$  eigenvalues  $E_{k_y k_z}^l$ . The new operators  $\beta_{k_y k_z}$  automatically obey the fermionic anti-commuting relationship  $\{\beta_{k_y k_z}^{\dagger(m_1)}, \beta_{k_y k_z}^{(m_2)}\} = \delta_{m_1 m_2}$ . We get the ground state energy,

$$\langle H_{sp} \rangle = \sum_{k_y, k_z} \sum_{l=1}^{2N} E_{k_y k_z}^l \Theta(-E_{k_y k_z}^l) + \sum_{\mathbf{k}} \xi_{\mathbf{k}}^p - \frac{N^3 \Delta^2}{2U_{sp}} (1 + \delta_{-Q, Q}), \quad (9)$$

and the gap equation,

$$\Delta = \frac{2U_{sp}}{N^3 (1 + \delta_{-Q, Q})} \sum_{\mathbf{k}} \sum_l \mathcal{D}_{k_y k_z}^{m_1, l} \mathcal{D}_{k_y k_z}^{m_1', l} \Theta(E_{k_y k_z}^l). \quad (10)$$

Here,  $l$  labels the eigenenergy, and  $m_1, m_1'$  labels the matrix elements corresponding to the original  $s, p$  operators in the gap equation.

Fig. 2 shows the calculated free energy for different  $Q$ 's ( $Q$  has discretized values on a finite size lattice) and transverse hoppings. The parameters used are the same as in the 1D case and for small  $t^\perp$ 's, we still expect that the order parameter has the momentum around  $0.435\pi/a$  as before. In Fig. 2(a),  $t^\perp = 0.05$ , the minimum free energy per site is located at  $Q = 0.433\pi/a$  for LO phase with a value  $-2.5927$ , which is lower than the non-interacting value  $-2.5896$ , with  $\Delta = 0.822$ . In Fig. 2(b),  $t^\perp = 0.1$  and the minimum is also located at  $Q = 0.433\pi/a$  for LO phase, where  $\Delta = 0.542$  and the free energy per site is  $-2.5955$  compared to the non-interacting value  $-2.5949$ . These results confirm that 1) the LO state has lower energy than the FF state, 2) the order parameter has the momentum close to the prediction of Eq. 3, and 3) larger transverse hopping tends to destroy FFLO states as one can see that the energy gain from pairing is much smaller in Fig. 2(b) than (a).

An interesting feature of the FFLO-like phase in quasi-1D is the possible existence of Fermi surfaces with gapless energy spectrum. Previously, two kinds of FFLO phases are predicted for imbalanced fermions within the  $s$ -band [23]. To gain a better understanding of this issue, we monitor the fermion occupation number, i.e.  $\langle S_{\mathbf{k}}^\dagger S_{\mathbf{k}} \rangle$  and  $\langle P_{\mathbf{k}}^\dagger P_{\mathbf{k}} \rangle$  for increasing transverse hopping. The results are shown in Fig. 3. For small  $t^\perp$ , they take the usual BCS form and vary smoothly across the bare Fermi surface (with interaction turned off), as shown in Fig. 3(a) and (c) for  $t^\perp = 0.05$ . For larger transverse hopping, sharp Fermi surfaces, characterized by a sudden jump in  $\langle S_{\mathbf{k}}^\dagger S_{\mathbf{k}} \rangle$  and  $\langle P_{\mathbf{k}}^\dagger P_{\mathbf{k}} \rangle$ , appear. This is clearly seen in Fig. 3(b) and (d) for  $t^\perp = 0.1$ . It can be understood qualitatively as

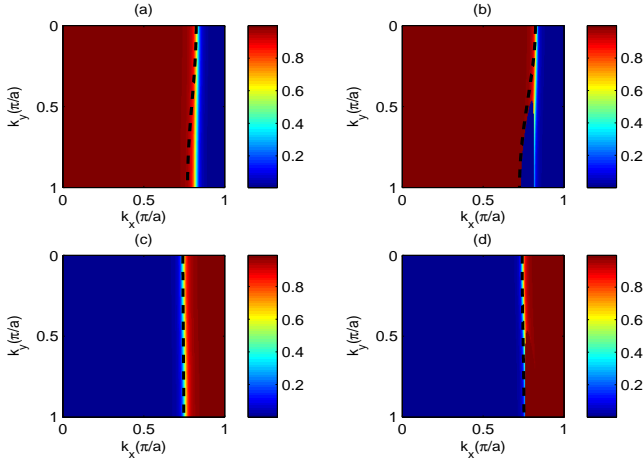


FIG. 3: (Color online) The occupation of the  $s$  and  $p$  band within the paired state for different transverse hopping  $t^\perp$ . Only the first quadrant of the Brillouin zone in the  $k_x - k_y$  plane is shown,  $k_z = \pi/a$ . The black dashed lines indicate the “bare” Fermi surfaces for corresponding non-interacting fermions ( $U_{sp} = 0$ ). (a)  $\langle S_{\mathbf{k}}^\dagger S_{\mathbf{k}} \rangle$  for  $t^\perp = 0.05$ . (b)  $\langle S_{\mathbf{k}}^\dagger S_{\mathbf{k}} \rangle$  for  $t^\perp = 0.1$ . (c)  $\langle P_{\mathbf{k}}^\dagger P_{\mathbf{k}} \rangle$  for  $t^\perp = 0.05$ . (d)  $\langle P_{\mathbf{k}}^\dagger P_{\mathbf{k}} \rangle$  for  $t^\perp = 0.1$ .

follows. As  $t^\perp$  increases, the original Fermi surfaces acquire a larger curvature in the transverse directions and the pairing condition in Eq. 3 cannot be satisfied everywhere anymore. Therefore in some regions the fermions are not paired and Fermi surfaces survive. One should also note that the calculation is based on the assumption that  $t^\perp \ll t^\parallel$ , which predicts that  $\mathbf{Q}$  is in the parallel direction. This prediction should fail as  $t^\perp$  increases beyond certain critical values.

One of the experimental signatures of the predicted FFLO-like phase is a peak at finite momentum in the molecule projection experiment. By fast sweeping the magnetic field (and thus the interaction) from the BCS region to the deep BEC region across a Feshbach resonance, the BCS pairs are projected onto Feshbach molecules, which can be further probed for example by time-of-flight images [13]. Here we use a simplified model [24, 25] to evaluate the momentum distribution of molecules after projection

$$n_{\mathbf{q}} = \sum_{\mathbf{k}, \mathbf{k}'} f_{\mathbf{k}}^* f_{\mathbf{k}'} \langle S_{\mathbf{k}+\mathbf{q}/2}^\dagger P_{-\mathbf{k}+\mathbf{q}/2}^\dagger P_{-\mathbf{k}'+\mathbf{q}/2} S_{\mathbf{k}'+\mathbf{q}/2} \rangle, \quad (11)$$

where  $f_{\mathbf{k}}$  is the molecular wave function, and the correlation function can be evaluated within mean field theory [25]. For fast sweeps, the molecular size is small compared to lattice constant and its wave function can be approximated by a delta function in real space (a constant  $\sqrt{1/N}$  in momentum space). By this assumption,  $n_{\mathbf{q}}$  is the same quantity as  $C_{\mathbf{q}}$  in Eq. 4. Fig. 4(a) shows the  $n_{\mathbf{q}}$  of  $p$ -wave Feshbach molecules and a peak is located at  $0.433\pi/a$ . The time-of-flight experiment is predicted to distribute peaks corresponding to that in Fig. 4. Note

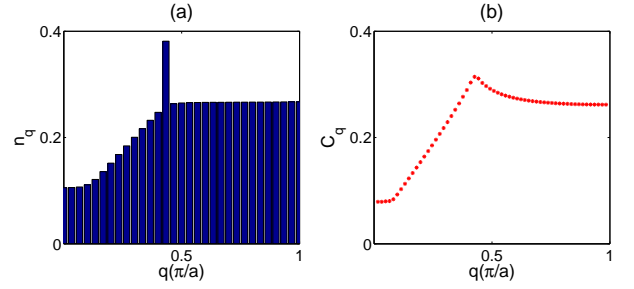


FIG. 4: (Color online) (a) The momentum distribution function  $n_{\mathbf{q}}$  of projected molecules for a quasi-1D system with  $t^\perp = 0.05$  (all other parameters are same as before) according to mean field theory. Here,  $q = q_x$ ,  $q_y = q_z = 0$ . (b) Pair correlation function  $C_{\mathbf{q}}$  for a 1D chain of  $N = 60$  sites obtained by DMRG. The peak is located at  $k_{F\uparrow} + k_{F\downarrow} = (N_s + N - N_p)\pi/Na$ .

that for the 1D problem (Fig. 4(b)), the delta-function peak is replaced by a cusp characteristic of power law due to the lack of long range order.

We thank Chungwei Lin for helpful discussions. This work is supported by ARO Grant No. W911NF-07-1-0293.

- 
- [1] S. Giorgini, L. P. Pitaevskii, and S. Stringari, *Rev. Mod. Phys.* **80**, 1215 (2008).
  - [2] P. Fulde and R. A. Ferrell, *Phys. Rev.* **135**, A550 (1964).
  - [3] A. I. Larkin and Y. N. Ovchinnikov, *Zh. Eksp. Teor. Fiz.* **47**, 1136 (1964).
  - [4] G. Sarma, *J. Phys. Chem. Solid* **24**, 1029 (1963).
  - [5] W. V. Liu and F. Wilczek, *Phys. Rev. Lett.* **90**, 047002 (2003).
  - [6] M. W. Zwierlein et al., *Nature* **442**, 54 (2006).
  - [7] M. W. Zwierlein et al., *Science* **311**, 492 (2006).
  - [8] D. E. Sheehy and L. Radzihovsky, *Ann. Phys. (NY)* **322**, 1790 (2007).
  - [9] A. Schirotzek et al., *Phys. Rev. Lett.* **102**, 230402 (2009).
  - [10] M. Köhl et al., *Phys. Rev. Lett.* **94**, 080403 (2005).
  - [11] R. B. Diener and T.-L. Ho, *Phys. Rev. Lett.* **96**, 010402 (2006).
  - [12] T. Müller et al., *Phys. Rev. Lett.* **99**, 200405 (2007).
  - [13] W. V. Liu and C. Wu, *Phys. Rev. A* **74**, 013607 (2006).
  - [14] A. Isacsson and S. M. Girvin, *Phys. Rev. A* **72**, 053604 (2005).
  - [15] A. B. Kuklov, *Phys. Rev. Lett.* **97**, 110405 (2006).
  - [16] E. Zhao and W. V. Liu, *Phys. Rev. Lett.* **100**, 160403 (2008).
  - [17] C. Wu, *Phys. Rev. Lett.* **100**, 200406 (2008).
  - [18] P. Nikolic, A. A. Burkov, and A. Paramekanti, *cond-mat/0906.2202* (2009).
  - [19] S. R. White, *Phys. Rev. Lett.* **69**, 2863 (1992).
  - [20] S. R. White, *Phys. Rev. B* **48**, 10345 (1993).
  - [21] A. E. Feiguin and F. Heidrich-Meisner, *Phys. Rev. B* **76**, 220508 (2007).
  - [22] E. Zhao and W. V. Liu, *Phys. Rev. A* **78**, 063605 (2008).
  - [23] M. M. Parish et al., *Phys. Rev. Lett.* **99**, 250403 (2007).

- [24] R. B. Diener and T.-L. Ho, cond-mat/0404517 (2004). 110404 (2005).
- [25] E. Altman and A. Vishwanath, Phys. Rev. Lett. **95**,