

Gaussian Approximation Potentials: the accuracy of quantum mechanics, without the electrons

Albert P. Bartók and Mike C. Payne

Cavendish Laboratory, University of Cambridge, J J Thomson Avenue, Cambridge, CB3 0HE, UK

Risi Kondor

*Gatsby Computational Neuroscience Unit, University College London,
Alexandra House, 17 Queen Square, London, WC1N 3AR, UK**

Gábor Csányi

Engineering Laboratory, University of Cambridge, Trumpington Street, Cambridge, CB2 1PZ, UK

(Dated: January 8, 2019)

We introduce a class of interatomic potential models that can be automatically generated from data consisting of the energies and forces experienced by atoms, derived from quantum mechanical calculations. The resulting model does not have a fixed functional form and hence is capable of modeling complex potential energy landscapes. It is systematically improvable with more data. We apply the method to bulk carbon, silicon and germanium and test it by calculating properties of the crystals at high temperatures. Using the interatomic potential to generate the long molecular dynamics trajectories required for such calculations saves orders of magnitude in computational cost.

PACS numbers: 65.40.De, 71.15.Nc, 31.50.-x, 34.20.Cf

Atomic scale modeling of materials is now routinely and widely applied, and encompasses a range of techniques from essentially exact quantum chemical methods [?] through density functional theory (DFT) [?] and semi-empirical quantum mechanics [?] to analytic interatomic potentials [?]. The associated trade-offs in accuracy and computational cost are well known. Arguably, there is a gap between models that treat electrons explicitly, and those that do not. Tight binding models in the former class are in practice limited to handling a few thousand atoms, while the simple analytic interatomic potentials are limited in accuracy, regardless of how they are parametrized. The first panel of Fig. 1 illustrates the typical performance in bulk diamond of an analytic potential, as measured by the accuracy of forces generated by the potential compared to those generated by density functional theory calculations.

In this letter we are concerned with the problem of modeling the Born-Oppenheimer surface (also known as the potential energy surface, PES) of a set of atoms, but without recourse to handling the electrons explicitly. The first key insight is that this is actually practicable: the reason that interatomic potentials are at all useful is that the PES is a relatively smooth function of the nuclear coordinates. Improving potential modeling is difficult *not* because the PES is rough, but because it is high dimensional and does not easily decompose into simple closed functional forms. The second insight is that away from isolated quantum mechanical phase transitions the behavior of atoms is localized in the sense that if the total

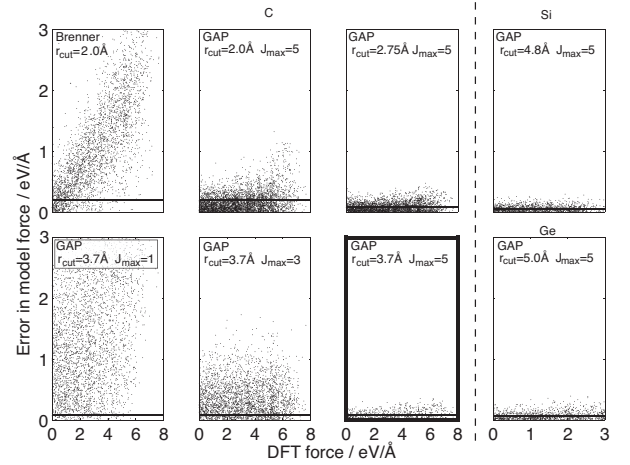


FIG. 1: Deviation of atomic forces between DFT and various models: the Brenner potential [?] and different GAP models using systematically refined descriptions of the atomic neighborhoods, with the best model for diamond boxed. The horizontal line corresponds to the smallest standard deviation of the error theoretically attainable given the range of the potential (see text). The configurations are taken from a molecular dynamics run at 1000 K.

energy of a system is written as a sum of atomic energies,

$$E_{\text{tot}} = \sum_i \varepsilon(\{\mathbf{r}_{ij}\}), \quad (1)$$

where the index i ranges over the atoms and $\mathbf{r}_{ij} = \mathbf{r}_j - \mathbf{r}_i$ is the relative position between atoms i and j , then good approximations of E_{tot} can be obtained by localizing the *atomic energy function*, ε , by restricting the set of atoms

over which the index j runs to some fixed neighborhood of atom i , i.e., $r_{ij} < r_{\text{cut}}$. In fact, we take Eq. (1) with this restriction as the defining feature of an interatomic potential. Note that in general it is desirable to separate out Coulomb and dispersion terms from $\varepsilon(\{\mathbf{r}_{ij}\})$, because the covalent part that remains can then be localized much better for the same overall accuracy. The strict localization of ε enables the independent computation of atomic energies, resulting in a model whose cost scales linearly with the number of atoms. However, it also puts a limit on the accuracy with which the PES can be approximated. Consider an atom whose environment *inside* r_{cut} is fixed. The true force on this atom will still show a variation, depending on its environment *outside* the cutoff. An estimate of this variance is shown on Fig. 1 by the horizontal line: no interatomic potential with a given cutoff can have a lower typical force error.

To date, two works have attempted to model the PES in its full generality. In the first [?], small molecules were modeled by expanding the total energy in polynomials of all the atomic coordinates, without restricting the range of the atomic energy function. While this gave extremely accurate results, it cannot scale to more than a few atoms. More recently, a neural network was used to model the atomic energy [?]. Our philosophy and aims are similar to the latter work: we compute $\varepsilon(\{\mathbf{r}_{ij}\})$ by interpolating a set of stored *reference* quantum mechanical results using a carefully constructed measure of similarity between *atomic neighborhoods*. We strive for computational efficiency in our use of expensive *ab initio* data by using both the total energy and the atomic forces to obtain the best possible estimate for ε given our assumptions about its smoothness. Furthermore, our scheme makes the generation of potential models automatic, with almost no need for human intervention in going from quantum mechanical data to the final interatomic potential model. In this first communication, we mostly restrict ourselves to modeling the bulk crystals of carbon, silicon and germanium. This allows us to focus on the accuracy and the systematic nature of the interatomic potentials. Even such single-phase potentials could be useful, e.g., as part of QM/MM hybrid schemes [?]. In the following, we present an overview of our formalism. Detailed derivations are given in the Supplementary Information (SI).

The atomic energy function is invariant under translation, rotation and the permutation of atoms. One of the key ideas in the present work is to represent atomic neighborhoods in a transformed system of coordinates that accounts for these symmetries. Ideally, this mapping should be one-to-one: mapping different neighborhood configurations to the same coordinates would introduce systematic errors into the model that cannot be improved by adding more quantum mechanical data. We begin by forming a local atomic density from the neigh-

bors of atom i , as

$$\rho_i(\mathbf{r}) = \delta(\mathbf{r}) + \sum_j \delta(\mathbf{r} - \mathbf{r}_{ij}) f_{\text{cut}}(|\mathbf{r}_{ij}|), \quad (2)$$

where $f_{\text{cut}}(r) = 1/2 + \cos(\pi r/r_{\text{cut}})/2$ is a cutoff function, in which the cutoff radius r_{cut} reflects the spatial scale of the interactions. In the present work, unless stated otherwise, $r_{\text{cut}} = 3.7\text{\AA}, 4.8\text{\AA}, 5.0\text{\AA}$ for C, Si and Ge, respectively. Note that the choice of cutoff function is somewhat ad-hoc: any smooth function with compact support could be used.

The local atomic density is already invariant to permuting the atoms in the neighborhood. One way to achieve rotation invariance as well would be to express it in spherical harmonics and appropriately combine the resulting coefficients, similarly to how the structure factor is computed from Fourier components. However, just as the structure factor (a two-point correlation) is missing all “phase” information (the relative phases of the different plane waves), such a set of spherical invariants would lose a lot of information about the configuration of the neighborhood. In contrast, the *bispectrum* [?], which is a three-point correlation function, is a much richer system of invariants, and can provide an almost one-to-one representation of the atomic neighborhood.

In our method we first project the atomic density onto the surface of the four-dimensional unit sphere, similarly to how the Riemann sphere is constructed, with the transformation

$$\mathbf{r} \equiv \begin{pmatrix} x \\ y \\ z \end{pmatrix} \rightarrow \begin{cases} \phi = \arctan(y/x) \\ \theta = \arccos(z/|\mathbf{r}|) \\ \theta_0 = |\mathbf{r}|/r_0 \end{cases} \quad (3)$$

where $r_0 < r_{\text{cut}}/\pi$. The advantage of this is that the 4D surface contains all the information from the 3D spherical region inside the cutoff, including the radial dimension, and thus 4D spherical harmonics (also called Wigner matrices, $U_{m'm}^j$ [?]) constitute a complete basis for the interior of the 3D sphere. The projection of the atomic density on the surface of the 4D sphere can therefore be expanded in 4D spherical harmonics using coefficients (dropping the atomic index i for clarity)

$$c_{m'm}^j = \langle U_{m'm}^j | \rho \rangle \quad (4)$$

The bispectrum built from these coefficients is given by

$$B_{j_1, j_2, j} = \sum_{m'_1, m_1 = -j_1}^{j_1} \sum_{m'_2, m_2 = -j_2}^{j_2} \sum_{m', m = -j}^j (c_{m'm}^j)^* C_{j_1 m_1 j_2 m_2}^{j m} C_{j_1 m'_1 j_2 m'_2}^{j m'} c_{m'_1 m'_1}^{j_1} c_{m'_2 m'_2}^{j_2} \quad (5)$$

where $C_{j_1 m_1 j_2 m_2}^{j m}$ are the ordinary Clebsch-Gordan coefficients and the selection rule $m = m_1 + m_2$ applies. The elements of this three-index array, which we will denote

by \mathbf{b}_i for atom i , are invariant with respect to permutation of atoms and rotations of 4D space, and hence also 3D space. In practice, we use only a truncated version, with $j, j_1, j_2 \leq J_{\max}$ resulting in a finite bispectrum array, with 4, 23 and 69 elements for $J_{\max} = 1, 3$ and 5, respectively. This truncation corresponds to a limit in the spatial resolution with which we describe the atomic neighborhood.

Determining the PES is now reduced to interpolating the atomic energy (a scalar function) in the truncated bispectrum-space, and for this we use a non-parametric method called Gaussian Process (GP) regression. In the GP framework, assuming Gaussian basis functions, the best estimate for the atomic energy function is given by

$$\varepsilon(\{\mathbf{r}_{ij}\}) = \sum_n \alpha_n e^{-\frac{1}{2} \sum_l [(b_{i,l} - b_{n,l})/\theta_l]^2} \equiv \sum_n \alpha_n G(\mathbf{b}_i, \mathbf{b}_n), \quad (6)$$

where n and l range over the reference configurations and bispectrum components, respectively. The hyperparameters $\{\theta_l\}$ represent spatial scales of the data, and encode smoothness: larger values correspond to smoother functions. The GP is called a non-parametric method because the kernels G are not fixed but centered on the data, and hence, loosely, any continuous function can in principle be obtained from Eq. (6) [?]. Excellent and tutorial-quality reviews of the GP method can be found in [?] and [?].

The GP differs from a simple radial basis function least-squares in the way the coefficients α_n are computed. This follows from an alternative (or some might say the main) formulation of the GP in the language of Bayesian Inference. The idea is to create a (typically broad) prior probability distribution over *function space*, treat the observed data as pieces of evidence, and deduce a (typically very narrow) posterior distribution using Bayes' Theorem,

$$P(\varepsilon|\text{data}) \propto P(\text{data}|\varepsilon)P(\varepsilon) \quad (7)$$

where the first term on the right is the likelihood, corresponding to the goodness of fit and the second term is the prior, in our case corresponding to beliefs about smoothness. Regions where the posterior has high probability density correspond to good estimates of the underlying function that is being discovered. If both the likelihood and the prior are chosen to be multivariate Gaussian distributions, the posterior is also Gaussian with a mean and mode given by Eq. (6), with coefficients

$$\{\alpha_n\} \equiv \boldsymbol{\alpha} = \mathbf{C}^{-1} \mathbf{y}, \quad (8)$$

where $\mathbf{y} = \{y_n\}$ is the set of reference values (e.g. atomic forces) at the reference configurations $\{\mathbf{b}_n\}$, and \mathbf{C} is the regularized covariance matrix (measure of similarity) of the bispectra of the reference configurations,

$$C_{nn'} = \delta^2 G(\mathbf{b}_n, \mathbf{b}_{n'}) + \sigma^2 \mathbf{I} \quad (9)$$

	C		Si		Ge	
	DFT	GAP	DFT	GAP	DFT	GAP
C_{11}	1118	1081	154	152	108	114
C_{12}	151	157	56	59	38	35
C_{44}^0	610	608	100	101	75	75
C_{44}	603	601	75	69	58	54

TABLE I: Table of elastic constants, in units of GPa.

where \mathbf{I} is the identity matrix, δ and σ are two further hyperparameters that together describe the scale of the reference data values. The key point is that Eq. (6) is an *estimate* of the atomic energy function, not a traditional “best fit”. It is not the result of optimization, but given in closed form through Eqs. (8) and (9). Note that there is an interesting benefit in this formalism, which is not explored here further: since the GP estimate is the mean of a posterior probability distribution for ε , it is easy to also compute the variance of this distribution for any given atomic configuration, which corresponds to the uncertainty of the model. Thus the GAP model carries within it a quantitative measure of its own uncertainty.

In addition to preserving exact symmetries, another issue is that although we wish to infer the atomic energy function, the data we can collect directly are not values of atomic energies, but total energies of sets of atoms, and forces on atoms, the latter being sums of partial derivatives of neighboring atomic energies (all of these can be considered as linear operators acting on sets of atomic energy values)[?]. Furthermore, our data will be heavily correlated: e.g. the neighborhoods of atoms in a slightly perturbed ideal crystal are very similar to each other. Both of these problems are solved by applying a sparsification procedure[?], in which a predetermined number (which is much smaller than the total data size) of “sparse” configurations are chosen randomly from the set of all configurations and the data values \mathbf{y} in Eq. (8) are replaced by linear combinations of all data values. The final expression for the GP is derived in the Supplementary Information. The models in this work used 300 such sparse configurations.

All the DFT data in this work was generated with the Castep package[?], details of the parameters are in the SI. The GAP model was implemented using the libAtoms package[?]. The reference configurations were obtained by randomly displacing the atoms and the lattice vectors from their equilibrium values in 8-atom and 64-atom cubic unit cells by up to 0.2 Å.

The panels of Fig. 1 show the performance of the GAP model for diamond at three different settings of J_{\max} and using three different cutoff radii, as well as the models for Si and Ge. For the best models, the RMS errors in the energy are less than 1 meV/atom for all three materials. Table I shows the elastic constants. Fig. 2 shows the phonon frequencies at zero temperature and the frequency of the Raman mode at high temperatures for di-

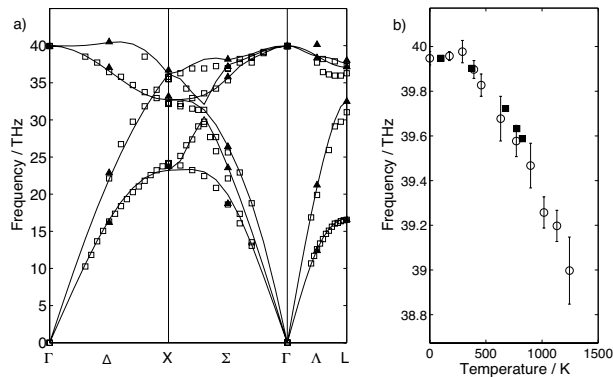


FIG. 2: a) Phonon dispersion curves for diamond using the GAP model (lines), DFT (triangles) and experiment (squares)[?]; b) temperature dependence of the $\Gamma_{25'}$ mode from MD using GAP (circles, 250 atoms, 20 ps) and experiment (squares)[?]. In accordance with common practice[?] the calculated points have been shifted by a constant to agree with experiment at zero temperature to account for the anharmonic effects of zero-point motion. The error bars represent the full widths at half maximum, as obtained by fitting a Lorentzian line shape to the MD data, and a quantum correction to the kinetic temperature is also applied[?].

amongd. The GAP model shows excellent accuracy at zero temperature over most of the Brillouin zone, with a slight deviation for optical modes in the Λ direction. The agreement with experiment is also good for the frequency of the Raman mode as a function of temperature. We also computed the linear thermal expansion coefficient, shown in Fig. 3, using two different methods, applicable at low and high temperatures. Our low temperature curve is derived from the phonon spectrum via the quasi-harmonic approximation and agrees well with the DFT and experimental results. At higher temperatures higher order anharmonic terms come into play, so we use molecular dynamics (MD) and obtain good agreement with experiment, showing that the GAP model is accurate significantly beyond the small displacements that control phonons.

Finally, we extended the GAP model by including reference configurations generated by random displacements around graphite. Fig. 4 shows the energetics of the transition path from rhombohedral graphite to diamond. The agreement with DFT is excellent, demonstrating that the GAP is a truly reactive model that can describe the sp^2 - sp^3 transition correctly.

Even for the small systems considered above, the GAP model is orders of magnitude faster than standard plane-wave DFT codes, but significantly more expensive than simple analytical potentials. The computational cost is roughly comparable to the cost of numerical bond order potential models[?]. The current implementation of the GAP model takes 0.04 s/atom/timestep on a single CPU core. For comparison, a timestep of the 216-atom unit

cell of Fig. 3 takes 191 s/atom using Castep, about 4000 times longer.

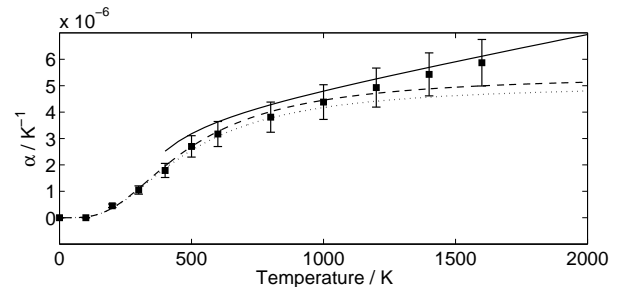


FIG. 3: Linear thermal expansion coefficient of diamond in the GAP model (dashed line) and DFT (dotted line) using the quasi-harmonic approximation[?], and derived from MD with GAP (solid line). Experimental results are shown with squares[?]. The MD simulations were done using a 216 atom unit cell and ran for 40 ps.

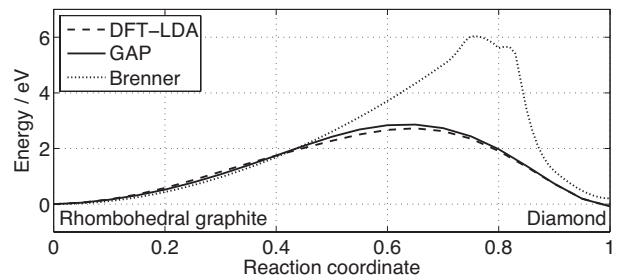


FIG. 4: The energetics of the linear transition path from rhombohedral graphite to diamond.

In summary, we have outlined a framework for automatically generating finite range interatomic potential models from quantum-mechanically calculated atomic forces and energies. The models were tested on bulk semiconductors and were found to have remarkable accuracy in matching the *ab initio* potential energy surface at a fraction of the cost, thus demonstrating the fundamental capabilities of the method. Currently ongoing work includes the application of the framework to other non-polar materials, e.g., metals, and the extension of the models to encompass a much wider range of atomic environments, which will result in general purpose interatomic potentials that correctly describe all bond-forming and bond-breaking processes. Extension to multi-component systems can be incorporated by assigning different weights to different atomic species when constructing the atomic density according to Eq. (2). In the future, we plan to also treat charged systems, for example by subtracting the Coulomb forces resulting from fixed charges from the true forces and estimating the remaining local terms, or alternatively by estimating the charges as a function of the atomic neighborhood as well, using exactly the same formalism that was used here to

determine the atomic energy.

The authors thank Sebastian Ahnert, Noam Bernstein, Zoubin Ghahramani and Carl Rasmussen for discussions. APB is supported by the EPSRC. GC acknowledges support from the EPSRC under grant number EP/C52392X/1. Part of the computational work was carried out on the Darwin Supercomputer of the University of Cambridge High Performance Computing Service.

* currently at Center for the Mathematics of Information,
California Institute of Technology, MC 305-16, Pasadena,
CA 91125, USA

Supplementary Information

1 Bispectrum

An arbitrary function ρ defined on the surface of a 4D sphere can be numerically represented using the hyperspherical harmonics functions $U_{m'm}^j(\phi, \theta, \theta_0)$. The hyperspherical harmonics form an orthonormal basis set thus ρ can be represented as

$$\rho = \sum_{j=0}^{\infty} \sum_{m,m'=-j}^j c_{m'm}^j U_{m'm}^j.$$

The expansion coefficients $c_{m'm}^j$ can be calculated via

$$c_{m'm}^j = \langle U_{m'm}^j | \rho \rangle,$$

where $\langle . | . \rangle$ denotes the inner product. For clarity, the vectors \mathbf{c}^j are constructed from the expansion coefficients $c_{m'm}^j$. A unitary operation \hat{R} , such as a rotation, acting on ρ transforms the coefficient vectors \mathbf{c}^j according to

$$\mathbf{c}'^j = \mathbf{R}^j \mathbf{c}^j,$$

where \mathbf{R}^j are unitary matrices, i.e. $(\mathbf{R}^j)^\dagger \mathbf{R}^j = \mathbf{I}$.

The product of two hyperspherical harmonics functions can be expressed as the linear combination of hyperspherical harmonics:

$$U_{l_1}^{m'_1 m_1} U_{l_2}^{m'_2 m_2} = \sum_{l=|l_1-l_2|}^{l_1+l_2} C_{l,l_1,l_2}^{m,m_1,m_2} C_{l,l_1,l_2}^{m',m'_1,m'_2} U_l^{m'm},$$

where $C_{l,l_1,l_2}^{m,m_1,m_2}$ are the well-known Clebsch-Gordan coefficients. Thus a similar relation can be written for the direct product of coefficient vectors \mathbf{c}^j , in the more compact matrix form:

$$\mathbf{c}^{j_1} \otimes \mathbf{c}^{j_2} = \mathbf{H}^{j_1 j_2} \left[\bigoplus_{j=|j_1-j_2|}^{j_1+j_2} \mathbf{c}^j \right],$$

where $\mathbf{H}^{j_1 j_2}$ is the direct product of Clebsch-Gordan matrices. It can be shown that $\mathbf{H}^{j_1 j_2}$ are also unitary. It follows that the vector $(\mathbf{H}^{j_1 j_2})^\dagger (\mathbf{c}^{j_1} \otimes \mathbf{c}^{j_2})$ transforms under a rotation as

$$(\mathbf{H}^{j_1 j_2})^\dagger (\mathbf{c}^{j_1} \otimes \mathbf{c}^{j_2}) = \bigoplus_{j=|j_1-j_2|}^{j_1+j_2} \mathbf{c}^j \rightarrow \bigoplus_{j=|j_1-j_2|}^{j_1+j_2} \mathbf{R}^j \mathbf{c}^j.$$

This expression enables us to construct the cubic invariants, also known as the bispectrum, that are invariant up to a unitary transformation:

$$\begin{aligned} \left[\bigoplus_{j=|j_1-j_2|}^{j_1+j_2} \mathbf{c}^j \right]^\dagger (\mathbf{H}^{j_1 j_2})^\dagger (\mathbf{c}^{j_1} \otimes \mathbf{c}^{j_2}) &\rightarrow \left[\bigoplus_{j=|j_1-j_2|}^{j_1+j_2} \mathbf{R}^j \mathbf{c}^j \right]^\dagger \left[\bigoplus_{j=|j_1-j_2|}^{j_1+j_2} \mathbf{R}^j \mathbf{c}^j \right] = \\ &= \left[\bigoplus_{j=|j_1-j_2|}^{j_1+j_2} \mathbf{c}^j \right]^\dagger \left[\bigoplus_{j=|j_1-j_2|}^{j_1+j_2} \mathbf{c}^j \right] = \left[\bigoplus_{j=|j_1-j_2|}^{j_1+j_2} \mathbf{c}^j \right]^\dagger (\mathbf{H}^{j_1 j_2})^\dagger (\mathbf{c}^{j_1} \otimes \mathbf{c}^{j_2}). \end{aligned}$$

Finally, we arrive to the expression for the bispectrum elements, computed as

$$B_{j_1, j_2, j} = \sum_{m'_1, m_1 = -j_1}^{j_1} \sum_{m'_2, m_2 = -j_2}^{j_2} \sum_{m', m = -j}^j (c_{m'm}^j)^* C_{j_1 m_1 j_2 m_2}^{j m} C_{j_1 m'_1 j_2 m'_2}^{j m'} c_{m'_1 m_1}^{j_1} c_{m'_2 m_2}^{j_2}.$$

2 Gaussian Process Regression

Notation and formulae:

- N : Number of raw atomic neighbourhood configurations
- M : Number of sparse atomic neighbourhood configurations
- \mathbf{x}_n : bispectrum of n th reference configuration
- $\bar{\mathbf{x}}_m$: bispectrum of m th sparse configuration
- \mathbf{x}_* : bispectrum of configuration for which prediction is sought (“test configuration”)
- \mathbf{y} : vector of data values at the raw configurations
- $C(\mathbf{x}, \mathbf{x}')$: Covariance function, the measure of similarity of two configurations
- $[\mathbf{C}_N]_{nn'}$ = $C(\mathbf{x}_n, \mathbf{x}_{n'})$, covariance matrix of raw configurations
- $[\mathbf{C}_M]_{mm'}$ = $C(\bar{\mathbf{x}}_m, \bar{\mathbf{x}}_{m'})$, covariance matrix of sparse configurations
- $[\mathbf{C}_{NM}]_{nm}$ = $[\mathbf{k}_n]_m = C(\mathbf{x}_n, \bar{\mathbf{x}}_m)$, covariance matrix of sparse and raw configurations, $\mathbf{C}_{MN} = (\mathbf{C}_{NM})^T$
- $[\mathbf{k}_*]_m$ = $C(\bar{\mathbf{x}}_m, \mathbf{x}_*)$, covariance vector of test and sparse configurations
- $\mathbf{\Lambda}$ = $\text{Diag}(\text{diag}(\mathbf{C}_N - \mathbf{C}_{NM} \mathbf{C}_M^{-1} \mathbf{C}_{MN}))$
- σ : intrinsic noise of data values (hyperparameter)
- \mathbf{Q}_M = $\mathbf{C}_M + \mathbf{C}_{MN}(\mathbf{\Lambda} + \sigma^2 \mathbf{I})^{-1} \mathbf{C}_{NM}$, pseudo-covariance matrix of the sparse configurations
- ε_* = $\mathbf{k}_*^T \mathbf{Q}_M^{-1} \mathbf{C}_{MN}(\mathbf{\Lambda} + \sigma^2 \mathbf{I})^{-1} \mathbf{y}$, prediction of atomic energy for test configuration
- σ_*^2 = $C(\mathbf{x}_*, \mathbf{x}_*) - \mathbf{k}_*^T (\mathbf{C}_M^{-1} - \mathbf{Q}_M^{-1}) \mathbf{k}_* + \sigma^2$, variance of prediction for test configuration

where $\text{diag}(\mathbf{A})$ is the vector of diagonal elements of the matrix \mathbf{A} , and $\text{Diag}(\mathbf{v})$ is the matrix whose diagonal elements are the components of vector \mathbf{v} and the off-diagonal elements are zero.

2.1 Covariance function (kernel)

We use a Gaussian kernel. This kernel enables us to assign a separate *spatial scale* hyperparameter (θ_i) to each element of the feature vector, therefore the kernel provides a more flexible description than a Gaussian kernel with a single hyperparameter. The next three equations show how the covariance function is evaluated if the function values are available for both configurations, if we have the derivative of the function available at one configuration, and if the derivatives are given for both configurations.

$$\begin{aligned} C(\mathbf{x}_n, \mathbf{x}_m) &= \delta^2 \exp \left(-\frac{1}{2} \sum_i \frac{(x_n^i - x_m^i)^2}{\theta_i^2} \right) \\ C'(\mathbf{x}_n, \mathbf{x}_m) &= \delta^2 \exp \left(-\frac{1}{2} \sum_i \frac{(x_n^i - x_m^i)^2}{\theta_i^2} \right) \sum_i \frac{x_m^i - x_n^i}{\theta_i^2} \frac{\partial x_m^i}{\partial r_\alpha} \\ C''(\mathbf{x}_n, \mathbf{x}_m) &= \delta^2 \exp \left(-\frac{1}{2} \sum_i \frac{(x_n^i - x_m^i)^2}{\theta_i^2} \right) \left[\sum_i \frac{1}{\theta_i^2} \frac{\partial x_n^i}{\partial r_\alpha} \frac{\partial x_m^i}{\partial r_\beta} - \left(\sum_i \frac{x_n^i - x_m^i}{\theta_i^2} \frac{\partial x_n^i}{\partial r_\alpha} \right) \left(\sum_i \frac{x_n^i - x_m^i}{\theta_i^2} \frac{\partial x_m^i}{\partial r_\beta} \right) \right] \end{aligned}$$

2.2 Linear combinations

In our case, only the linear combination of atomic energies can be directly observed. We cannot determine the atomic contributions to the total energy of a system uniquely from an electronic structure calculation. Similarly, the atomic forces—although they are available from first-principles calculations—are not derivatives of atomic energies, but are sums of derivatives of different atomic contributions. It is possible to use a Gaussian Process to infer the underlying function even if only linear combinations of function values are available. Now let \mathbf{y} is the vector of K observed values (total energies and atomic force components). Let \mathbf{y}' be the vector of N *unobserved* values of atomic energies and its derivatives corresponding to the N atomic neighborhood configurations. Let the $N \times K$ matrix \mathbf{L} describe the relationship of the K observations to the N unknown values. The elements of \mathbf{L} are 0s and 1s, and

$$\mathbf{y} = \mathbf{L}\mathbf{y}'$$

The covariance of the K observations is then given by

$$\mathbf{C}_{KK} = \mathbf{L}^T \mathbf{C}_{NN} \mathbf{L}$$

.

2.3 Putting it all together

The sparsification and the linear combinations are used together to give the final expression for the atomic energy, in such a way that the unobserved values \mathbf{y}' are not needed,

$$\begin{aligned} \mathbf{\Lambda} &= \text{Diag}(\text{diag}(\mathbf{L}^T \mathbf{C}_{NN} \mathbf{L} - \mathbf{L}^T \mathbf{C}_{NM} \mathbf{C}_M^{-1} \mathbf{C}_{MN} \mathbf{L})) \quad (\text{now a } K \times K \text{ diagonal matrix}) \\ \varepsilon_* &= \mathbf{k}_*^T [\mathbf{C}_M + \mathbf{C}_{MN} \mathbf{L} (\mathbf{\Lambda} + \sigma^2 \mathbf{I})^{-1} \mathbf{L}^T \mathbf{C}_{NM}]^{-1} \mathbf{C}_{MN} \mathbf{L} (\mathbf{\Lambda} + \sigma^2 \mathbf{I})^{-1} \mathbf{y} \end{aligned}$$

3 The data: density functional theory

The DFT data was generated using the local density approximation in case of carbon and the PBE generalized gradient approximation for silicon and germanium. The electronic Brillouin zone was sampled by using a Monkhorst-Pack k-point grid, with a k-point spacing of at most 1.7\AA^{-1} . The plane wave cutoff was 350, 300, 300 eV for C, Si and Ge respectively and the energies were extrapolated to correct for the finite basis set. Ultrasoft pseudopotentials were used with 4 valence electrons for all ions.