

Sr₂VO₃FeAs as Compared with Other Fe-based Superconductors

I.I. Mazin

Code 6393, Naval Research Laboratory, Washington, D.C. 20375

(Dated: Printed on June 14, 2018)

One of the most popular scenarios for the superconductivity in Fe-based superconductors (FeBSC) posits that the bosons responsible for electronic pairing are spin-fluctuations with a wave vector spanning the hole Fermi surfaces (FSs) near Γ and the electron FSs near M points. So far all FeBSC for which neutron data are available do demonstrate such excitations, and the band structure calculations so far were finding quasi-nested FSs in all FeBSC, providing for a peak in the spin susceptibility at the desired wave vectors. However, the newest addition to the family, Sr₂VO₃FeAs, has been calculated to have a very complex FS with no visible quasi-nesting features. It was argued therefore that this material does not fall under the existing paradigm and calls for revisiting our current ideas about what is the likely cause of superconductivity in FeBSC. In this paper, I show that the visible complexity of the FS is entirely due to the V-derived electronic states. Assuming that superconductivity in Sr₂VO₃FeAs, as in the other FeBSC, originates in the FeAs layers, and the superconducting electrons are sensitive to the susceptibility of the FeAs electronic subsystem, I recalculate the bare susceptibility, weighting the electronic states with their Fe character, and obtain a susceptibility that fully supports the existing quasi-nesting model. Besides, I find that the mean-field magnetic ground state is the checkerboard in V sublattice and stripes in the Fe sublattice.

PACS numbers:

The recently discovered¹ Fe-based high-temperature superconductors (FeBSC) represent a challenging case for the theory of superconductivity. They appear to be rather different from cuprates in terms of their electronic structure, magnetic order, correlation effects, and superconducting symmetry². So far the most popular suggestion for the pairing mechanism has been one that assigns the role of an intermediate boson to spin fluctuations with wave vectors close to $\mathbf{Q}=(\pi, \pi)$ (in the two-Fe Brillouin zone). There are two ways to generate such spin fluctuations: one assumes superexchange between the second neighbors in the Fe lattice and the other exploits the fact that the non-interacting spin susceptibility calculated using the one-electron band structure has a peak, or better to say a broad maximum close to (π, π) (see review Ref. 2). A strong argument in favor of the latter scenario was the case of FeSe, where the parent magnetic compound FeTe shows an antiferromagnetic order at a different wave vector. both in the experiment and in the calculations, but the calculated spin susceptibility is still peaked $\mathbf{Q}=(\pi, \pi)$, and the experiment also observes spin fluctuations with the same wave vector. Also, the fact that FeBSC lack strong Coulomb correlations^{3,4} speaks against the former alternative.

Recently, however, a new FeBSC, Sr₂VO₃FeAs, has been discovered which seemingly violates this so far meticulously observed rule. The calculated Fermi surface (FS)⁵ appears to be much more complex than in the other investigated FeBSC, and there is no visual indication of any quasineesting topology. Lee and Pickett⁵ argued that Sr₂VO₃FeAs represents “a new paradigm for Fe-pnictide superconductors”, and inferred that “there is no reason to expect an s_{\pm} symmetry of superconducting order parameter (*i.e.* a different sign on the two FSs) in Sr₂VO₃FeAs.




FIG. 1: The Fermi surfaces of Sr₂VO₃FeAs. The Γ points are in the corners, the M point in the center of the shown Brillouin zone. The colored (dark) portion are the parts with the predominantly Fe character. The rest is predominantly V. (color online)

I have repeated the calculations of Lee and Pickett and have obtained the FS that was similar to theirs⁶ (Fig. 1). I have also verified that the bare susceptibility *without any account for the matrix elements*

$$\chi_0(\mathbf{q}) = - \sum_{\mathbf{k}\alpha\beta} \frac{f(\varepsilon_{\mathbf{k}\alpha}) - f(\varepsilon_{\mathbf{k}+\mathbf{q},\beta})}{\varepsilon_{\mathbf{k}\alpha} - \varepsilon_{\mathbf{k}+\mathbf{q},\beta} + i\delta} \quad (1)$$




FIG. 2: The bare susceptibility (the real part) calculated with a constant matrix element independently of the wave function character. The band structure had been averaged over k_z before the integration. The corners of the plot correspond to $\mathbf{q} = (0, 0)$, $(\pi, 0)$, $(0, \pi)$, and (π, π) . The vertical scale is in arbitrary units. (color online)

indeed does not have any peak at $\mathbf{Q}=(\pi, \pi)$ (Fig. 2). In fact, it has a peak at an entirely different wave vector, $(\pi, 0.4\pi)$, as anticipated by Lee and Pickett. However, this does not take into account the fact that the calculated Fermi surface is really a superposition of two FS systems, one originating from the FeAs planes, and the other from VO ones. While there is some hybridization between the two systems of bands (at least along the XM direction; see Ref. 5 for details), as well as a magnetic coupling and a magnetic moment on V, and maybe even Coulomb correlation effects on V site, electrons derived from the Fe d -orbitals couple mostly with the spin fluctuations *on the Fe sites*. This is a simple consequence of the Hund's rule. With that in mind, I colored the parts of the Fermi surface in Fig. 1 that have predominantly Fe character.

Imagine now that the *unpainted* parts of the FS disappear. What remains after this mental *tour de force* closely resembles the familiar FSs of other FeBSC. Taking into account the above argument regarding the special role of the Fe spin fluctuations, we can rewrite Eq. 1 as

$$\tilde{\chi}_0(\mathbf{q}) = - \sum_{\mathbf{k}\alpha\beta} \frac{f(\varepsilon_{\mathbf{k}\alpha}) - f(\varepsilon_{\mathbf{k}+\mathbf{q},\beta})}{\varepsilon_{\mathbf{k}\alpha} - \varepsilon_{\mathbf{k}+\mathbf{q},\beta} + i\delta} A_{\mathbf{k}\alpha} A_{\mathbf{k}+\mathbf{q},\beta}, \quad (2)$$

where $A_{\mathbf{k}\alpha}$ is the relative weight of the Fe orbitals in the $|\mathbf{k}\alpha\rangle$ wave function. The result (Fig. 3), as expected, shows the same structure as for the other pnictides, especially for the real part of susceptibility, which is the one relevant for superconductivity.

I conclude that, unfortunately, $\text{Sr}_2\text{VO}_3\text{FeAs}$, despite being an interesting and in many aspects unusual FeBSC,

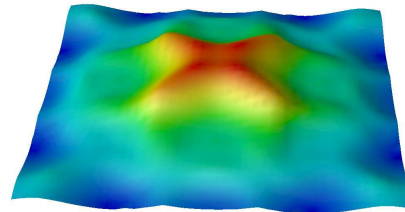
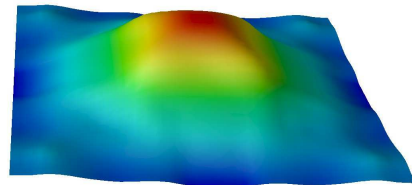


FIG. 3: The bare susceptibility calculated as in Fig.2, but with matrix elements taken as the product of the Fe weights for the corresponding wave functions. The top panel shows the real part, the bottom one the imaginary part. (color online)

does not represent a new paradigm, but rather falls into the same class as other pnictides. It is also worth noting that while it has been established both experimentally^{3,4} and computationally^{3,7} that the FeAs subsystem is only weakly correlated, this had not been obvious *a priori*, and it is not obvious for the V-O subsystem in $\text{Sr}_2\text{VO}_3\text{FeAs}$. Being essentially in a vanadium oxide layer (and vanadium oxide is strongly correlated in the bulk form), V in $\text{Sr}_2\text{VO}_3\text{FeAs}$ may be subject to strong Hubbard correlations that would remove V states from the Fermi level⁸. Thus, strictly speaking, the conclusion above should be formulated as follows: *even if* $\text{Sr}_2\text{VO}_3\text{FeAs}$ is a weakly correlated metal and the FS calculated within the density functional theory is realistic, the fact that the overall topology seems on the first glance to be different from other pnictides is misleading and the spin fluctuation spectrum is likely to be rather similar.

At the end, let me briefly touched upon a separate, but equally (if not more) interesting issue of the magnetic ground state and magnetic properties of $\text{Sr}_2\text{VO}_3\text{FeAs}$ within the density functional theory (DFT). It is well known² that DFT seriously overestimates the tendency to magnetism in FeBSCs, so that the calculated ground state appears strongly antiferromagnetic even in the materials that show no long range magnetic order (phosphates, selenide). This is routinely ascribed to the mean-field character of DFT. However, it is of course interesting to see what is the (magnetic) ground state in the mean field, even when in real life the ground state is paramagnetic. For all FeBSCs studied so far the antiferromagnetic stripe magnetic structure is by far the lowest in energy (energy gain of the order of 200 meV per Fe compared to a nonmagnetic solution), while the ferromagnetic structure is barely stable if at all.

Most likely, the DFT ground state of FeBSCs is also antiferromagnetic in-plane. However, even the nonmagnetic unit cell contains 16 atoms, which makes it extremely difficult to investigate the energy landscape for possible antiferromagnetic pattern. Thus, it makes sense to study possible ferro(ferri)magnetic solutions, in hope to extract at least some useful information. This approach was adapted in Ref.⁹ (although these authors do not present any nonmagnetic calculations, actually relevant for superconductivity). They found a solution with a moment on V ($\sim 1.5 \mu_B$), but not on Fe. Lee and Pickett found another, ferrimagnetic solution, with opposite moments on V and Fe, the former being larger¹⁰. Using different starting configurations, I was able to converge to three different ground states within the same symmetry, as shown in the Table, as well as to two lower-symmetry states, as illustrated in Fig. 4(b,c,d): interlayer antiferromagnetic V sublattice, where the V layers are ferromagnetic, and antiferromagnetically stacked, while Fe is nonmagnetic, and Fe-checkerboard, where Fe forms a Neel plane and V in nonmagnetic. After that, I have calculated two configurations in the double (four formula units) cell, which I feel are the most relevant because of the superexchange interaction in the V layers: V-checkerboard with nonmagnetic Fe, and V-checkerboard combined with the stripe order in the Fe layers (Fig. 4)

A few observations are in place: (1) the state found in Ref.⁹ is not the ground state even within that symmetry; (2) unlike all other FeBSCs, FeAs planes can support a very stable ferromagnetic state; (3) the interaction between V and Fe is ferromagnetic, that is, not of superexchange character, (4) the magnetic coupling between V and Fe is so weak that V does not induce any magnetization on Fe, unless one already starts with a magnetic Fe; (5) It is more important, from the total energy point of view, to have magnetic moment on V than on Fe — a bit surprising, given that V has a weaker Hund's rule coupling; (6) V sublattice itself has a net antiferromagnetic interaction: if Fe is not magnetic, V orders antiferromagnetically; (7) Unless some more exotic ground state will be discovered, the total energy is minimized when

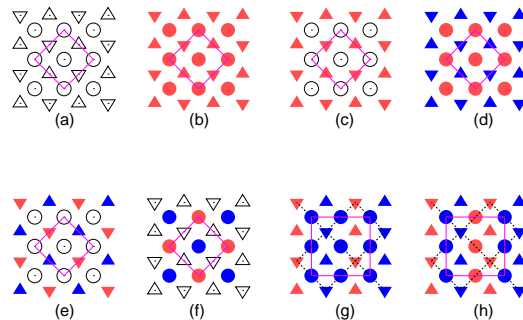


FIG. 4: Magnetic configurations used in the Table 1. Hollow symbols indicate nonmagnetic atoms, blue (dark) spin-up moments, red (light) spin-down moments. Circles are Fe atoms, upward and downward pointing triangles are two V layers in the unit cell. The configurations are: (a) NM:nonmagnetic, (b) FM:ferromagnetic, (c) half-FM, (d) FiM: ferrimagnetic (Fe and V spins are antiparallel), (e) V-AF: antiferromagnetically stacked FM V layers, nonmagnetic Fe (f) Fe-cb: checkerboard Fe planes, weakly ferromagnetic V planes, (g) V-cb: checkerboard V planes, ferromagnetic Fe planes (h) V-cb combined with Fe stripes. Minimal crystallographic unit cell is shown in each case, and in the last panel dashed lines connect V atoms in the same layer (color online)

TABLE I: Properties of some stable magnetic solutions in the Generalized Gradient Approximation of the DFT. All energies are given with respect to the nonmagnetic state. The magnetic states are described in Fig. 4. For the V-cb configuration I was able to converge to two different solution, high-spin and low-spin, with essentially the same energies

	M_{Fe}, μ_B	M_V, μ_B	$\Delta E. \text{ meV/Fe}$
FM	2.0	1.4	-396
half-FM	0.0	1.5	-381
FiM	2.1	-1.4	-387
AFM-V	0.1	± 1.4	-385
Fe-cb	± 2.0	0.2	-219
V-cb	2.0	± 1.2	-237
V-cb	0.1	± 1.2	-232
V-cb + Fe-stripes	± 2.2	± 1.2	-409

V layers order in the Neel (checkerboard) fashion, while Fe orders the same way as in other pnictides, forming stripes; (8) most importantly, a number of very different magnetic states are nearly degenerate in energy. This last fact may be the key to the experimental fact that the actual material is paramagnetic despite the fact that on the mean field level it is more magnetic than other pnictides. This is an extremely intriguing situation and the magnetism $\text{Sr}_2\text{VO}_3\text{FeAs}$ deserves a more elaborated experimental and theoretical study that is beyond the scope of this paper.

I thank W.E. Pickett and D. Parker for stimulating dis-

cussions related to this work. I also acknowledge funding from the Office of Naval Research.

After this paper was accepted for publication, I became aware of another band structure calculation¹¹. These authors have considered the “Shein-Ivanovskii” half-FM states and two antiferromagnetic states, with the checkerboard (Neel) and stripe ordering in the Fe sublattice,

and unspecified, presumably ferromagnetic, ordering in the V subsystem. As clear from the above, neither in this states represents an energy minimum even within the corresponding symmetry group, therefore these authors arrived to an incorrect conclusion that the lowest-energy magnetic state is characterized by Neel order in the Fe subsystem.

-
- ¹ X. Zhu, F. Han, G. Mu, P. Cheng, B. Shen, B. Zeng, and H.-H. Wen, *Phys. Rev. B* **79**, 220512(R) (2009)
- ² I.I. Mazin and J. Schmalian, *Physica C*, **469**, 614 (2009)
- ³ V.I. Anisimov, E.Z. Kurmaev, A. Moewes, I.A. Izyumov, *Physica C*, **469**, 442-447 (2009).
- ⁴ W. L. Yang, A. P. Sorini, C-C. Chen, B. Moritz, W.-S. Lee, F. Vernay, P. Olalde-Velasco, J. D. Denlinger, B. Delley, J.-H. Chu, J. G. Analytis, I. R. Fisher, Z. A. Ren, J. Yang, W. Lu, Z. X. Zhao, J. van den Brink, Z. Hussain, Z.-X. Shen, and T. P. Devereaux. *Phys. Rev. B* **80**, 014508 (2009).
- ⁵ K.-W. Lee and W. E. Pickett, arXiv:0908.2698 (unpublished)
- ⁶ I used the standard LAPW code as implemented in the WIEN2k package with generalized gradient corrections. The orbitals weight used for the rest of the calculations are the LAPW orbital projection inside the corresponding muffin-tin spheres.
- ⁷ M. Aichhorn, L. Pourovskii, V. Vildosola, M. Ferrero, O. Parcollet, T. Miyake, A. Georges, and S. Biermann, *Phys. Rev. B* **80**, 085101 (2009)
- ⁸ Unfortunately, it is not clear at all whether the LDA+U treatment would be appropriate for V in this fluctuating system even if V itself is subject to strong Hubbard correlations.
- ⁹ I. R. Shein and A. L. Ivanovskii, arXiv:0904.2671 (unpublished)
- ¹⁰ K.-W. Lee and W. E. Pickett, private communication.
- ¹¹ G. Wang, M. Zhang, L. Zheng, and Z. Yang, *Phys. Rev. B* **80**, 184501 (2009).