

On the cross section ratio σ_n/σ_p in η photoproduction

M. Döring^{1,2,*} and K. Nakayama^{2,1,†}

¹ *Institut für Kernphysik and Jülich Center for Hadron Physics,
Forschungszentrum Jülich, D-52425 Jülich, Germany*

² *Department of Physics and Astronomy, University of Georgia, Athens, GA 30602, U.S.A.*

The recently discovered enhancement of η photoproduction on the quasi-free neutron at energies around $\sqrt{s} \sim 1.67$ GeV is addressed within a SU(3) coupled channel model. The quasi-free cross sections on proton and neutron, σ_n and σ_p , can be quantitatively explained. In this study, the main source for the peak in σ_n/σ_p is a coupled channel effect in S wave that explains the dip-bump structure in $\gamma n \rightarrow \eta n$. In particular, the photon coupling to the intermediate meson-baryon states is important. The stability of the result is extensively tested and consistency with several pion- and photon-induced reactions is ensured.

PACS numbers: 25.20.Lj, 13.60.Le, 14.40.Aq, 24.10.Eq, 14.20.Gk

I. INTRODUCTION

The photo- and electroproduction of the η meson on the free proton has attracted extensive experimental effort in the last years [1, 2, 3, 4, 5, 6, 7, 8, 9]. The prominent feature in these processes is the dominance of the S wave contribution from threshold to energies beyond the $N^*(1650)$ region as revealed by various analyses [10, 11, 12, 13, 14, 15].

Recently, the reaction $\gamma n \rightarrow \eta n$ has become accessible in photoproduction experiments on the deuteron or nuclei [14, 16, 17, 18, 19]. These measurements have been complemented by experimental studies of the beam asymmetry [20, 21]. At energies around $\sqrt{s} \sim 1.67$ GeV, an excess of η production on the neutron compared to the proton case has been reported [16]; the result has been confirmed by other experiments [17, 19]. This could be interpreted as a narrow nuclear resonance, but the interpretation is not unique [14] and it is currently under an intense debate. Narrow nuclear resonances may also be accommodated in elastic πN scattering at 1.68 and 1.73 GeV [22, 23].

On the theoretical side, the structure observed in the quasi-free $\gamma n \rightarrow \eta n$ reaction has been interpreted as a potential signal for a non-strange member of an anti-decuplet of pentaquarks [13, 24, 25] (see also Refs. [26, 27], where a narrow baryon resonance has been suggested near 1.68 GeV).

Within the framework of the Giessen model [28, 29], in Ref. [30] the structure has been interpreted as an interference effect from the $S_{11}(1650)$ and $P_{11}(1710)$. In Ref. [31], a subtle interference from various partial waves is made responsible for the observed structure for the ηn final state. In Ref. [32], an effective Lagrangian approach including an explicit narrow state was employed to describe the data of Ref. [16]. In the η -MAID [11] analysis, the peak in σ_n/σ_p is assigned to the $D_{15}(1675)$. This

leads, however, to problems with too large a ηN decay width, and in Ref. [13] an additional narrow $P_{11}(1670)$ is considered. In the analysis of Ref. [14], an interference within the S_{11} partial wave alone has been found to give the most natural explanation. Also in Ref. [19], the S_{11} assignment gives a much better fit to the data than that of P_{11} .

The findings described above have motivated us to study the η photoproduction on proton and neutron within the S wave model of Ref. [33]. This model, developed for the simultaneous description of $\gamma N \rightarrow \pi N$ and $\pi N \rightarrow \pi N$, can be easily extended to study ηN , $K\Lambda$ and $K\Sigma$ final states which are included as coupled channels in the formalism. For details of the model we refer to Ref. [33]. There, the formulation of the model is kept general enough to accommodate the different final states included here. The hadronic interaction is mediated by the Weinberg-Tomozawa interaction in the lowest order chiral Lagrangian. The attraction in the S_{11} partial wave leads, through the unitarization of the on-shell factorized potential in a Bethe-Salpeter equation, to the formation of a dynamically generated pole that can be identified with the $N^*(1535)$. This picture of the $N^*(1535)$ [34, 35, 36, 37, 38] is quite different from the quark model picture [39, 40]. The model also contains explicit resonance states which account for the $N^*(1650)$ and a phenomenological almost energy independent background.

The hadronic part of the present model [33] has been developed following the lines of Ref. [36]. For the electromagnetic interaction, the photon couples to the meson and baryon components in the model. These meson and baryon pole terms (cf. Fig. 4) are fixed from the transversality of the amplitude. The implementation of the photon interaction follows Refs. [15, 41, 42]. See also Refs. [43, 44] for a formulation where most of the approximations made in [33] are avoided. Bare photon couplings to the genuine states are also included in the present model.

For the results of Sec. II on the quasi-free p and n in the deuteron, we use the impulse approximation, i.e. higher order effects such as (hadronic) double scattering [45] are neglected. In order to account for the

*Electronic address: m.doering@fz-juelich.de

†Electronic address: nakayama@uga.edu

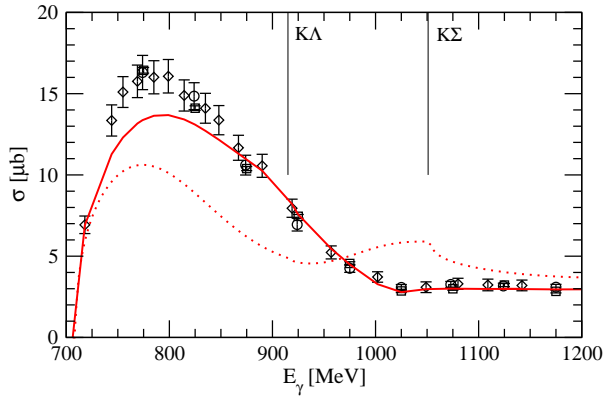


FIG. 1: The reaction $\gamma N \rightarrow \eta N$ on the free nucleon. Solid (dotted) line: present result for $\gamma p \rightarrow \eta p$ ($\gamma n \rightarrow \eta n$). The data are from JLab [2] (squares), Bonn [4] (circles), and LNS [5] (diamonds). Also, the $K\Lambda$ and $K\Sigma$ thresholds are indicated by the vertical lines.

Fermi motion of the nucleon inside the deuteron, we fold the cross section for the free nucleon case with the momentum distribution of the nucleon inside the deuteron, where the participating nucleon is set on-the-mass-shell once the energy conservation allows the reaction to take place [46]. This prescription is in agreement with the methods applied in Ref. [14]. The deuteron wave function is generated based on the Bonn potential [47].

II. RESULTS

The model from Ref. [33] has been applied to the reactions $\gamma N \rightarrow \pi N$ and $\pi N \rightarrow \pi N$. In this study, we include the corresponding E_{0+} multipoles and S wave amplitudes in the fit, but additionally take into account the reactions $\gamma p \rightarrow \eta p$, $\gamma n \rightarrow \eta n$, $\pi N \rightarrow \eta N$, $\gamma N \rightarrow KY$, and $\pi N \rightarrow KY$ where $Y = \Lambda, \Sigma$. The free parameters of the model of Ref. [33] have been refitted using the additional data. The resulting parameters are quite similar to those of Ref. [33]. A comprehensive discussion of the results of this (multi) coupled channel fit will be presented elsewhere [48]. In this work, we focus on the issue of the structure observed in the quasi-free $\gamma n \rightarrow \eta n$ reaction as discussed in the Introduction. In Sec. II B we comment on the results for the other reactions relevant to the present discussion.

In Fig. 1 the result for the $\gamma p \rightarrow \eta p$ and $\gamma n \rightarrow \eta n$ cross sections on free nucleons is shown. The data for the proton case are well reproduced except for a slight under-prediction around the $N^*(1535)$ position. For the present study, a good data description above $E_\gamma = 900$ MeV is essential, and this is indeed achieved. For the production on the free neutron, the cross section exhibits a minimum around $E_\gamma = 930$ MeV, which is close to the $K\Lambda$ threshold, and a maximum at the $K\Sigma$ threshold. This dip-bump structure is absent for the proton case.

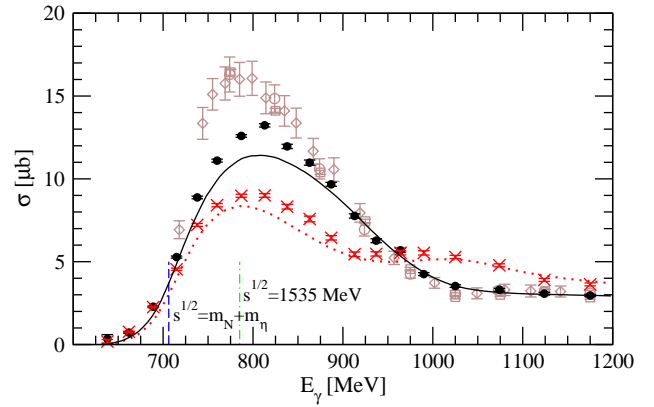


FIG. 2: Present result (Fermi folded) for the photoproduction on the quasi-free proton (black solid line) and neutron (red dotted line). The data are from Ref. [17] for the photoproduction on the quasi-free proton (black solid circles) and neutron (red crosses). The data for the free proton are also shown (brown, empty symbols, same as in Fig. 1). The vertical lines indicate the energies of the vacuum threshold $\sqrt{s} = m_\eta + M_N$ and $\sqrt{s} = 1535$ MeV.

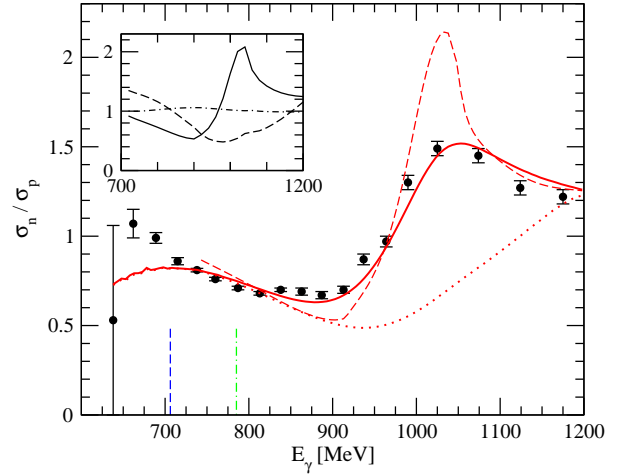


FIG. 3: Ratio $\sigma(\gamma n \rightarrow \eta n)/\sigma(\gamma p \rightarrow \eta p)$ on the quasi-free nucleons in the deuteron. The data are from Ref. [17]. The present result is shown with the red solid line. It includes the Fermi motion in the deuteron. The ratio on free nucleons is shown with the dashed line. The dotted line shows the result after removing the γ coupling to the $K^+\Lambda$ loop. Inset (free nucleon case): Present result (solid line), w/o γ coupling to $K\Lambda$, $K\Sigma$ (dashed line), only coupling to πN intermediate state (dashed dotted line).

Thus, the $K\Lambda$ channel and the $K\Sigma$ threshold should play a crucial role in the explanation of the energy dependence of σ_n .

In Fig. 2, the present model is compared to the recent cross section data on the quasi-free neutron and proton in the deuteron from Ref. [17]. The data are well reproduced.

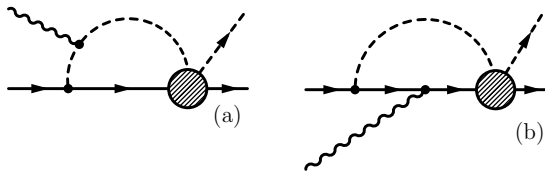


FIG. 4: Meson pole term (a) [t channel] and baryon pole term (b) [u channel] in photoproduction. The shaded circles represent the unitary $MB \rightarrow \eta N$ amplitude. The contribution from the Kroll-Ruderman $\gamma N \rightarrow MB$ term arises automatically [33].

In Fig. 3, the ratio of cross sections of photoproduction on the quasi-free neutron over that on the quasi-free proton is shown (red solid line). The data are from Ref. [17]. Earlier measurements [49, 50, 51] cover only the lower energy region but are in agreement with the new data of Ref. [17]. The dashed line in Fig. 3 indicates the ratio of cross sections on free nucleons, i.e., those shown in Fig. 1. The sharp structure in σ_n/σ_p becomes Fermi smeared and the result for the quasi-free case (solid line) shows a broader peak in good agreement with the data.

The appearance of the sharp peak in σ_n/σ_p is obviously due to the intermediate strangeness states in the model [cf. Fig. 1]. The difference in the cross sections on p and n arises from the isospin breaking of the photon couplings in the final state interaction loop contributions as illustrated schematically in Fig. 4. For the meson pole loop (a), intermediate πN and $K\Sigma$ states are possible in $\gamma n \rightarrow \eta n$, while in $\gamma p \rightarrow \eta p$, in addition, the $K^+\Lambda$ state is possible (the subleading contribution from the baryon pole term [33] (cf. Fig. 4(b)) is not included in the results, but discussed in Sec. II A).

Indeed, removing the photon coupling to the $K^+\Lambda$ state, one obtains the ratio given by the dotted line in Fig. 3; the peak has disappeared. We have checked that the peak is absent and not just shifted to higher photon energies. The inset in Fig. 3 shows again the free nucleon case (solid line). If, apart from the photon coupling to $K^+\Lambda$, we also remove the couplings to $K^+\Sigma^-$ (neutron case) and $K^+\Sigma^0$ (proton case), the dashed curve is obtained. If we remove additionally the bare photon couplings to the genuine states ($\gamma N \rightarrow N^*$), the only remaining photon coupling is to the π^+n (proton case) and π^-p (neutron case) intermediate state. This is shown as the dashed dotted line in the inset. The ratio in this case is 1 over the entire energy range, up to tiny isospin breaking effects from the use of physical masses.

The opening of the $K\Sigma$ channel appears as a rapid change in σ_n , while this is not visible for the proton case. In the previous exercise, we have seen that the photonic excitation (or non-excitation) of intermediate states can lead to a very different energy dependence of the cross section. Indeed, we have here a superposition of different initial states in the non-linear coupled channel, hadronic $MB \rightarrow \eta N$ amplitude. For $\gamma p \rightarrow \eta p$ and $\gamma n \rightarrow \eta n$, the

photon weights the terms in this superposition differently, and leads to distinct results. It is difficult to further disentangle the amplitude due to the nonlinearity of the $MB \rightarrow \eta N$ transition; thresholds are present not only in the photon loops but also in the $MB \rightarrow \eta N$ amplitude, and for specific reactions, those thresholds may or may not appear pronounced.

A. Tests of η photoproduction

Due to the non-linearity of the coupled channel problem, it is difficult to pin down one specific reason for the energy dependence of the cross sections; however, the sensitivity of the results to changes of the model can be tested.

To start with, apart from the photon couplings to intermediate states discussed in the previous section, the current model [33] contains explicit isospin breaking from the different bare couplings $\gamma p \rightarrow N^{*(+)}$ and $\gamma n \rightarrow N^{*(0)}$. To make sure these free parameters do not mock up the different cross sections in η photoproduction on p and n , we have removed all contributions from the two genuine resonances, i.e. the bare photon and strong couplings $\gamma N \rightarrow N^*$ and $MB \rightarrow N^*$ have been set to zero. As a result, position and size of the peak from Fig. 3 barely change, but the ratio is shifted downwards by about a factor of 0.3. This is not unexpected, because one of the genuine resonances has its pole far in the complex plane and provides an almost energy independent background [33]. Removing this contribution results in the observed, almost energy independent shift. Second, this exercise tells us that the peak from Fig. 3 does not primarily come from the $N^*(1650)$ contribution.

We emphasize that this does not mean the $N^*(1650)$ plays no role in the current solution; a closer inspection of the σ_n cross section shows a “rounded cusp” [52] at the $K\Sigma$ threshold, which can be a signal for a bound state with respect to the $K\Sigma$ channel. Here, this would be the $N^*(1650)$ resonance. Indeed, one needs this resonance for a quantitative description of the data shown in Figs. 2 and 3 (and for the other reactions discussed in Sec. II B).

One can extract the resonance contributions to the amplitude in various ways. As argued in Ref. [53], the most reliable and model independent procedure is the determination of pole positions and residues a_{-1} . We have performed this analysis for η photoproduction on p and n using the current result. While the parameter set of the current solution is quite similar to that of Ref. [53], the pole position of the $N^*(1535)$ has changed from $1608 - 175i$ MeV to $1537 - 90i$ MeV. For the analysis of the photoproduction amplitude, also the photon loop from Fig. 4(a) has been analytically continued to the complex plane [48]. However, it turns out that at the energies of interest of $\sqrt{s} \sim 1.67$ GeV, higher order terms in the Laurent expansion are important and the contributions from the resonance residues cannot saturate the

amplitudes on p and n (although the energy dependence is matched quite well). This is a sign that resonances alone cannot explain the observed cross sections. This is in agreement with the finding mentioned above, where the genuine resonances have been removed and the peak position and size in σ_n/σ_p have persisted.

Also, even if one evaluates σ_n/σ_p using the original model from Ref. [36], where no $N^*(1650)$ is present and no data on η photoproduction were included, one obtains a qualitatively similar result. In that model, the $N^*(1535)$ width and the S -wave cross sections are too small at around $\sqrt{s} \sim 1.67$ GeV [54]. Still, the peak in σ_n/σ_p is there, shifted, however, to somewhat lower energies of around $E_\gamma = 900$ MeV. The rise of σ_n/σ_p in that model at energies $E_\gamma > 800$ MeV, i.e. the left shoulder of the peak in σ_n/σ_p , is quite similar to the previous results from Ref. [35] as can be seen in Fig. 13 of Ref. [54]. Using the parameter set from Ref. [33], the peak is at somewhat higher energies than in the present study. Although the position and size of the peak can vary in different models, it seems to be a rather stable feature of various calculations within the chiral unitary framework.

So far, we have not considered the γ coupling to the baryon component in the loop contribution as shown in Fig. 4(b). Although this process contributes little because it is subleading in the $1/M$ expansion [33, 54], it could significantly alter the ratio σ_n/σ_p , because the photon can couple to additional intermediate states like ηp . However, the result for σ_p and σ_n does not change much with these higher order effects.

There are other higher order effects like magnetic couplings or the $\Lambda\Sigma^0$ transition magnetic moment, all of them discussed in Ref. [54]. We expect moderate modifications of the results from these sources, but no qualitative changes, because they are small and partly cancel each other [54].

We have assumed that the total cross sections on p and n are dominated by the S -wave, the only partial wave included in this study. For the cross section on the neutron, the different partial wave analyses from Ref. [14] indicate that around 80 % arise from the S wave in the energy region of $\sqrt{s} \sim 1.6$ to 1.7 GeV. For the cross section on the proton, the situation is similar [11, 15]. Thus, there is some but moderate change from higher partial waves, but assuming their energy dependence is smooth, those changes could be compensated by a refit of the current model.

Another question concerns the role of additional channels not included in the present model. We can estimate the influence of the $\pi\pi N$ channel by including it as in Refs. [36, 55]. It should be stressed, however, that the $\pi\pi N$ channel introduced in Ref. [36] was fitted to $\pi\pi N$ data only up to the $N^*(1535)$ resonance energy. Still, it gives a rough idea on how much this additional channel might alter the various pion- and photon-induced reactions described by the present model. The cross section in $\gamma p \rightarrow \eta p$ increases at the position of the $N^*(1535)$, once the $\pi\pi N$ channel and the above mentioned baryon

pole terms are included. In fact, it then matches the data at the $N^*(1535)$ position, both for free and quasi-free protons. The cross section for the neutron case barely changes.

B. Tests of other reactions

The consistency of the present model with the two independent multipoles ${}_nE_{0+}$ and ${}_pE_{0+}$ in π photoproduction should be ensured in analogy with η photoproduction on n and p . The result of the present study is very similar to that shown in Ref. [33] and the multipoles [56, 57] are well reproduced in the considered energy range of $E_\gamma \sim 700$ to 1200 MeV. In particular, the phase of the $N^*(1535)$ is consistent with the analyses of Refs. [56, 57]. Note that the ηN threshold appears quite different in ${}_nE_{0+}$ and ${}_pE_{0+}$ [cf. Fig. 13 of Ref. [33]]. Just like in the present study of the ηn and ηp final states, it is the distinct photo-excitation of intermediate states that renders these two pion-multipoles so different.

The $K\Lambda$ intermediate state plays an important role in the explanation of the peak from Fig. 3 as pointed out in Sec. II. Thus, $K\Lambda$ photoproduction itself should be tested. The present fit reproduces well the S wave cross section from the analysis of Ref. [58] from threshold to $z \sim 1.8$ GeV, in particular, the rise and subsequent fall at the $K\Sigma$ threshold ($z \sim 1.7$ GeV). Here, we mention that the pronounced $K\Sigma$ threshold effect is observed in the $K\Lambda$ photoproduction on proton, in contrast to the case of η photoproduction, where this effect appears pronounced on neutron but not on proton (cf. Fig. 1). Whether or not a threshold effect will appear pronounced depends on the specific reaction.

For the reaction $\pi N \rightarrow K\Lambda$, the cross section from the current solution is reduced compared to Ref. [59], but still above the S wave part as analyzed in Ref. [60]. While the reactions discussed so far ($\gamma N \rightarrow \eta N$, $\gamma N \rightarrow K\Lambda, \dots$) are not very sensitive to the $\pi\pi N$ channel, it turns out the $\pi N \rightarrow K\Lambda$ cross section is quite reduced when the $\pi\pi N$ channel is included, and in qualitative agreement with the analysis of Ref. [60].

For pion and photon-induced $K\Sigma$ production, the $K\Sigma$ threshold is quite high and close to the limit of validity of the present model of around $z \sim 1.8$ GeV. The results are sensitive to the $\pi\pi N$ channel. Furthermore, the scarcity of the data in $\pi N \rightarrow K\Sigma$ makes it difficult to disentangle the S wave contribution from the higher partial wave contributions. We have ensured that for $K\Sigma$ production, the current model does not over-predict the respective total cross sections, except for the reaction $\gamma p \rightarrow K^0\Sigma^+$ where an over-prediction cannot be avoided.

It is also straightforward to check the $\pi N \rightarrow \eta N$ reaction. The present model over-predicts the total cross section around the $N^*(1535)$ energy by 20-30 %. This is however, a simple consequence of unitarity and the missing $\pi\pi N$ channel as has been shown in Ref. [61]. Indeed, including this channel leads to much better agree-

ment with data at the $N^*(1535)$ position. At the energies of around $z \sim 1.67$ GeV, the data are scarce and even contradictory in $\pi N \rightarrow \eta N$, but the present model lies within the range of data points.

As we have described above, for some reactions the results are sensitive to the $\pi\pi N$ channel, which is not fully consistently included in the present model. This is beyond the scope of the present study because an inclusion of such channels as done e.g. in Refs. [60, 61, 62, 63, 64, 65] is difficult and requires the simultaneous study of all partial waves, beyond the S wave as considered in this study.

C. Conclusions

The excess of η photoproduction on the neutron at photon energies around $E_\gamma \sim 1.02$ GeV ($\sqrt{s} \sim 1.67$ GeV), compared to the proton case, has been studied within a unitary coupled channel model that includes the SU(3) allowed meson-baryon channels πN , ηN , $K\Lambda$, and $K\Sigma$. The photon couples to this hadronic system respecting gauge invariance as dictated by the Ward-Takahashi identity and unitarity.

The experimentally determined η photoproduction cross sections on quasi-free neutron and proton can be explained quantitatively within the present model which accounts for the S wave contribution only. The intermediate $K\Sigma$ and $K\Lambda$ loop contributions to the $\gamma n \rightarrow n\eta$ and $\gamma p \rightarrow p\eta$ processes have been identified as the primary

source of the difference in the observed energy dependence in these two reactions which, in turn, leads to the occurrence of a relatively sharp spike-like structure in the corresponding cross section ratio σ_n/σ_p . We emphasize that this is a direct consequence of the underlying hadron dynamics which, in the present model, is driven by the Weinberg-Tomozawa contact interaction with a relatively strong coupling to the $K\Lambda$ and $K\Sigma$ channels through the SU(3) structure.

The appearance of the peak in σ_n/σ_p is a stable feature resistant to various tests of the model, such as the removal of the genuine resonance states, the inclusion of the higher-order baryon pole term in the loop contribution (cf. Fig. 4), or the inclusion of the $\pi\pi N$ channel.

The present model also describes (consistently with the S wave approximation used) $\gamma N(\pi N) \rightarrow \pi N$, $\gamma N \rightarrow K\Lambda$ and other reactions.

In summary, while the present study does not rule out other explanations of the peak in σ_n/σ_p , such as narrow resonances, it shows the stability of the result of our model, the consistency with other reactions, and delivers a simple and quantitative explanation.

Acknowledgements: This work is supported by DFG (Deutsche Forschungsgemeinschaft, Gz: DO 1302/1-1) and the COSY FFE grant No. 41445282 (COSY-58). We thank I. Jaegle and B. Krusche for discussions on the implementation of the Fermi motion and J. Haidenbauer for a critical reading of the manuscript.

-
- [1] B. Krusche *et al.*, Phys. Rev. Lett. **74**, 3736 (1995).
 - [2] M. Dugger *et al.* [CLAS Collaboration], Phys. Rev. Lett. **89**, 222002 (2002) [Erratum-ibid. **89**, 249904 (2002)].
 - [3] J. Ahrens *et al.* [GDH and A2 Collaboration], Eur. Phys. J. A **17**, 241 (2003).
 - [4] V. Crede *et al.* [CB-ELSA Collaboration], Phys. Rev. Lett. **94**, 012004 (2005).
 - [5] T. Nakabayashi *et al.*, Phys. Rev. C **74**, 035202 (2006).
 - [6] H. Merkel *et al.* [A1 Collaboration], Phys. Rev. Lett. **99**, 132301 (2007).
 - [7] D. Elsner *et al.* [CBELSA Collaboration and TAPS Collaboration], Eur. Phys. J. A **33**, 147 (2007).
 - [8] M. Williams, Z. Krahn, D. Applegate, M. Bellis, C. A. Meyer, f. t. CLAS Collaboration, arXiv:0909.0616 [nucl-ex].
 - [9] T. C. V. Crede and A. McVeigh [TAPS Collaboration], arXiv:0909.1248 [nucl-ex].
 - [10] L. Tiator, D. Drechsel, G. Knochlein and C. Bennhold, Phys. Rev. C **60**, 035210 (1999).
 - [11] W. T. Chiang, S. N. Yang, L. Tiator and D. Drechsel, Nucl. Phys. A **700**, 429 (2002).
 - [12] W. T. Chiang, S. N. Yang, L. Tiator, M. Vanderhaeghen and D. Drechsel, Phys. Rev. C **68**, 045202 (2003).
 - [13] A. Fix, L. Tiator and M. V. Polyakov, Eur. Phys. J. A **32**, 311 (2007).
 - [14] A. V. Anisovich, I. Jaegle, E. Klempt, B. Krusche, V. A. Nikonov, A. V. Sarantsev and U. Thoma, Eur. Phys. J. A **41**, 13 (2009).
 - [15] K. Nakayama, Y. Oh and H. Haberzettl, arXiv:0803.3169 [hep-ph].
 - [16] V. Kuznetsov *et al.* [GRAAL Collaboration], Phys. Lett. B **647**, 23 (2007).
 - [17] I. Jaegle *et al.* [CBELSA Collaboration and TAPS Collaboration], Phys. Rev. Lett. **100**, 252002 (2008).
 - [18] T. Mertens *et al.* [CBELSA Collaboration and TAPS collaboration], Eur. Phys. J. A **38**, 195 (2008).
 - [19] F. Miyahara *et al.*, Prog. Theor. Phys. Suppl. **168**, 90 (2007).
 - [20] V. Kuznetsov *et al.*, Acta Phys. Polon. B **39**, 1949 (2008).
 - [21] V. Kuznetsov and M. V. Polyakov, JETP Lett. **88**, 347 (2008) [arXiv:0807.3217 [hep-ph]].
 - [22] R. A. Arndt, Y. I. Azimov, M. V. Polyakov, I. I. Strakovsky and R. L. Workman, Phys. Rev. C **69**, 035208 (2004).
 - [23] Y. I. Azimov, R. A. Arndt, I. I. Strakovsky and R. L. Workman, Phys. Rev. C **68**, 045204 (2003).
 - [24] D. Diakonov, V. Petrov and M. V. Polyakov, Z. Phys. A **359**, 305 (1997).
 - [25] M. V. Polyakov and A. Rathke, Eur. Phys. J. A **18**, 691 (2003).
 - [26] Yongseok Oh, H. Kim and S. H. Lee, Phys. Rev. D **69**, 094009 (2004).
 - [27] D. Diakonov and V. Petrov, Phys. Rev. D **69**, 094011 (2004).

- [28] G. Penner and U. Mosel, Phys. Rev. C **66**, 055212 (2002).
- [29] T. Feuster and U. Mosel, Phys. Rev. C **59**, 460 (1999).
- [30] V. Shklyar, H. Lenske and U. Mosel, Phys. Lett. B **650**, 172 (2007).
- [31] R. Shyam and O. Scholten, arXiv:0808.0632 [nucl-th].
- [32] K. S. Choi, S. i. Nam, A. Hosaka and H. C. Kim, Phys. Lett. B **636**, 253 (2006).
- [33] M. Döring and K. Nakayama, arXiv:0906.2949 [nucl-th].
- [34] N. Kaiser, P. B. Siegel and W. Weise, Phys. Lett. B **362** (1995) 23.
- [35] N. Kaiser, T. Waas and W. Weise, Nucl. Phys. A **612** (1997) 297.
- [36] T. Inoue, E. Oset and M. J. Vicente Vacas, Phys. Rev. C **65**, 035204 (2002).
- [37] J. Nieves and E. Ruiz Arriola, Phys. Rev. D **64**, 116008 (2001).
- [38] E. E. Kolomeitsev and M. F. M. Lutz, Phys. Lett. B **585**, 243 (2004).
- [39] X. H. Zhong, Q. Zhao, J. He and B. Saghai, Phys. Rev. C **76**, 065205 (2007).
- [40] Q. Zhao, B. Saghai and Z. p. Li, J. Phys. G **28**, 1293 (2002).
- [41] H. Haberzettl, Phys. Rev. C **56**, 2041 (1997).
- [42] H. Haberzettl, K. Nakayama and S. Krewald, Phys. Rev. C **74**, 045202 (2006).
- [43] B. Borasoy, P. C. Bruns, U.-G. Meißner and R. Nissler, Phys. Rev. C **72**, 065201 (2005).
- [44] B. Borasoy, P. C. Bruns, U.-G. Meißner and R. Nissler, Eur. Phys. J. A **34**, 161 (2007).
- [45] M. Döring, E. Oset and M. J. Vicente Vacas, Phys. Rev. C **70**, 045203 (2004).
- [46] I. Jaegle, B. Krusche, private communication.
- [47] R. Machleidt, Phys. Rev. C **63**, 024001 (2001).
- [48] M. Döring, K. Nakayama, in preparation.
- [49] J. Weiss *et al.*, Eur. Phys. J. A **16**, 275 (2003).
- [50] V. Hejny *et al.*, Eur. Phys. J. A **6**, 83 (1999).
- [51] B. Krusche and S. Schadmand, Prog. Part. Nucl. Phys. **51**, 399 (2003).
- [52] V. Baru, J. Haidenbauer, C. Hanhart, A. E. Kudryavtsev and U.-G. Meißner, Eur. Phys. J. A **23**, 523 (2005).
- [53] M. Döring, C. Hanhart, F. Huang, S. Krewald and U.-G. Meißner, arXiv:0903.1781 [nucl-th].
- [54] D. Jido, M. Döring and E. Oset, Phys. Rev. C **77**, 065207 (2008).
- [55] M. Döring, E. Oset and D. Strottman, Phys. Rev. C **73**, 045209 (2006).
- [56] D. Drechsel, S. S. Kamalov and L. Tiator, Eur. Phys. J. A **34**, 69 (2007).
- [57] R. Arndt, W. Briscoe, I. Strakovsky and R. Workman, Eur. Phys. J. A **35**, 311 (2008); (the actual data is from the CNS data analysis center, solution FA07).
- [58] F. X. Lee, T. Mart, C. Bennhold and L. E. Wright, Nucl. Phys. A **695**, 237 (2001).
- [59] M. Döring, E. Oset and B. S. Zou, Phys. Rev. C **78**, 025207 (2008).
- [60] G. Penner and U. Mosel, Phys. Rev. C **66**, 055211 (2002).
- [61] A. M. Gasparyan, J. Haidenbauer, C. Hanhart and J. Speth, Phys. Rev. C **68**, 045207 (2003).
- [62] T. Sato and T. S. H. Lee, Phys. Rev. C **54**, 2660 (1996).
- [63] J. Durand, B. Julia-Diaz, T. S. Lee, B. Saghai and T. Sato, Phys. Rev. C **78**, 025204 (2008).
- [64] O. Krehl, C. Hanhart, S. Krewald and J. Speth, Phys. Rev. C **62**, 025207 (2000).
- [65] M. Döring, C. Hanhart, F. Huang, S. Krewald and U.-G. Meißner, arXiv:0903.4337 [nucl-th], Nucl. Phys. **A**, article in press.