

Direct Evidence for a Two-component Tunnelling Mechanism in the Multicomponent Glasses at Low Temperatures

Giancarlo Jug¹ and Maksym Paliienko

Dipartimento di Fisica e Matematica, Università dell'Insubria, Via Valleggio 11, 22100 Como, Italy

¹*CNISM – Unità di Ricerca di Como and INFN – Sezione di Pavia, Italy*

(Dated: November 11, 2018)

The dielectric anomalies of window-type glasses at low temperatures ($T < 1$ K) are rather successfully explained by the two-level systems (2LS) tunneling model (TM). However, the magnetic effects discovered in the multisilicate glasses in recent times [1]-[3], and also some older data from mixed $(\text{SiO}_2)_{1-x}(\text{K}_2\text{O})_x$ and $(\text{SiO}_2)_{1-x}(\text{Na}_2\text{O})_x$ glasses [4], indicate the need for a suitable generalization of the 2LS TM. We show that, not only for the magnetic effects [3, 5] but also for the mixed glasses in the absence of a field, the right extension of the 2LS TM is provided by the (anomalous) multilevel tunneling systems approach proposed by one of us. It appears that new 2LS develop via dilution near the hull of the SiO_4 -percolating clusters in the mixed glasses.

PACS numbers: 61.43.Fs, 07.20.Mc, 61.43.Hv, 77.22.-d, 77.84.Lf, 65.60.+a

Tunneling systems are useful for many theoretical investigations in condensed-matter physics: from laser-matter interaction, to amorphous solids and disordered crystals, to hydrogen storage in metals. For their simplicity, only the two-level systems (2LS) are usually employed instead of the more realistic multilevel systems; in this Letter a situation will be discussed where the use of a number of states greater than two is essential. Moreover, new insight will be given on the role of percolation and fractal theory in the TM of multicomponent glasses.

Glasses at low temperatures are interesting for their rather universal physical properties attributed to the low-energy excitations characterising all kinds of amorphous solids. The 2LS tunneling model (TM) has been successful in the semi-quantitative explanation of a variety of interesting thermal, dielectric and acoustic anomalies of structural glasses at temperatures $T < 1$ K [6]. The physics of cold glasses is important also because of its link with the mechanism of the glass freezing transition [7]. Beside the linear in T behavior of the heat capacity C_p , it is believed that the linear in $\pm \ln T$ behavior of the real-part of the frequency-dependent dielectric constant $\epsilon'(\omega)$ represents a cogent characterization of the glassy state at low temperatures.

Fig. 1 (inset) shows the behavior of the T -dependent part of ϵ' , $\Delta\epsilon'/\epsilon' = [\epsilon'(T) - \epsilon'(T_0)]/\epsilon'(T_0)$, (where $T_0(\omega)$ is a characteristic minimum) for vitreous SiO_2 . It can be seen that linear regimes in $-\ln T$ for $T < T_0$ and $+\ln T$ for $T > T_0$ are observed, and roughly with slopes $S_- = -2S$ and $S_+ = S > 0$, or in a -2:1 ratio. According to the 2LS TM, in fact, we have the expressions

$$\left. \frac{\Delta\epsilon'}{\epsilon'} \right|_{2LS} = \left. \frac{\Delta\epsilon'}{\epsilon'} \right|_{2RES} + \left. \frac{\Delta\epsilon'}{\epsilon'} \right|_{2REL}, \quad (1)$$

$$\left. \frac{\Delta\epsilon'}{\epsilon'} \right|_{2RES} = \frac{2\bar{P}p_0^2}{3\epsilon_0\epsilon_r} \int_{z_{min}}^{z_{max}} \frac{dz}{z} \sqrt{1 - \left(\frac{\Delta_{0min}}{2k_B T z} \right)^2} \tanh z,$$

$$\left. \frac{\Delta\epsilon'}{\epsilon'} \right|_{2REL} = \frac{\bar{P}p_0^2}{3\epsilon_0\epsilon_r} \times \int_{z_{min}}^{z_{max}} dz \int_{\tau_{min}}^{\tau_{max}} \frac{d\tau}{\tau} \sqrt{1 - \frac{\tau_{min}}{\tau}} \cosh^{-2}(z) \frac{1}{1 + \omega^2\tau^2},$$

where we neglect, for low ω , the frequency-dependence in the RES part, $z_{min,max} = \Delta_{0min,max}/2k_B T$ and where τ is the phenomenological 2LS relaxation time given by, with $E = 2k_B T z$

$$\tau^{-1} = E\Delta_0^2/\gamma \tanh\left(\frac{E}{2k_B T}\right). \quad (2)$$

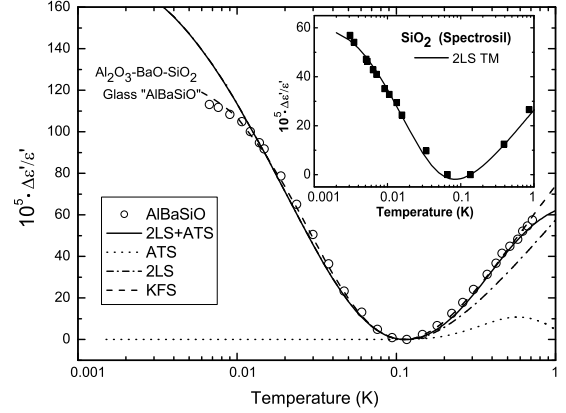


FIG. 1: Dielectric signature of pure a - SiO_2 (inset) and AlBaSiO (main) glasses. SiO_2 data [8], fitted with Eq. (1), display a -2:1 2LS TM behavior. AlBaSiO data [1] display rather a -1:1 behavior, yet could be fitted with Eq. (1) (dashed line) [9] with a large $\Delta_{0min} = 12.2$ mK 2LS tunneling parameter. We have fitted all data with a more realistic $\Delta_{0min} = 3.9$ mK and best fit parameters from Table 1 using Eq.s (1) and (5) (driving frequency $\omega = 1$ kHz).

Here, Δ_0 is the tunneling parameter of a 2LS having energy gap E , Δ_{0min} and Δ_{0max} are its phe-

nomenological bounds, γ is an elastic material parameter of the solid and $\tau_{min}^{-1} = E^3/\gamma \tanh\left(\frac{E}{2k_B T}\right)$, $\tau_{max}^{-1} = E\Delta_{0min}^2/\gamma \tanh\left(\frac{E}{2k_B T}\right)$. \bar{P} is the probability per unit volume and energy that a 2LS occurs in the solid and \bar{p}_0^2 is the average square 2LS electric dipole moment.

Indeed, from expressions (1) we see: 1) The so-called resonant (RES) contribution has the leading behavior

$$\frac{\Delta\epsilon'}{\epsilon'} \Big|_{2RES} \simeq \begin{cases} -\frac{2}{3} \frac{\bar{P}\bar{p}_0^2}{\epsilon_0\epsilon_r} \ln\left(\frac{2k_B T}{\Delta_{0max}}\right) & \text{if } T < \frac{\Delta_{0max}}{2k_B} \\ 0 & \text{if } T > \frac{\Delta_{0max}}{2k_B} \end{cases} \quad (3)$$

2) the relaxational (REL) contribution has, instead, the leading behavior

$$\frac{\Delta\epsilon'}{\epsilon'} \Big|_{2REL} \simeq \begin{cases} 0 & \text{if } \omega\tau_{min} \gg 1 \\ \frac{1}{3} \frac{\bar{P}\bar{p}_0^2}{\epsilon_0\epsilon_r} \ln\left(\frac{2k_B T}{\Delta_{0min}}\right) & \text{if } \omega\tau_{min} \ll 1. \end{cases} \quad (4)$$

Thus, the sum of the two contributions has a V-shaped form, in a semilogarithmic plot, with the minimum occurring at a T_0 roughly given by the condition $\omega\tau_{min}(k_B T) \simeq 1$, or $k_B T_0(\omega) \simeq (\frac{1}{2}\gamma\omega)^{1/3}$. $\epsilon_0\epsilon_r$ is here the bulk of the solid's dielectric constant and we see that a -2:1 characteristic behavior is justified by the TM with the $T > T_0$ slope given by $S = \bar{P}\bar{p}_0^2/3\epsilon_0\epsilon_r$.

This behavior is observed in pure *a*-SiO₂ [8] (with the parameters of Table 1, $x = 0$, from our own best fit to Eq. (1)), however in most multicomponent glasses it is rather a V-shaped curve with a (roughly) -1:1 slope ratio that is often observed. Fig. 1 (main) shows this phenomenon for the multisilicate glass Al₂O₃-BaO-SiO₂ (in short, AlBaSiO), which has been extensively investigated in recent times due to its unexpected magnetic field response [1]-[3]. Also, Fig. 2 shows the behavior of the dielectric constant vs T for the glasses of composition (SiO₂)_{1-x}(K₂O)_x containing a molar concentration x of alkali oxide [4]. It is seen that a S_-/S_+ slope ratio of roughly -1:1 is observed, with the slope definitely changing with x (and faster for $T > T_0$). These data, thus far unexplained by the 2LS TM, call for an extension of the accepted TM and we show in this Letter that a simple explanation can be given in terms of the very same new (anomalous) tunneling systems (ATS) that have been advocated by one of us to explain the magnetic response of AlBaSiO and other multicomponent glasses [3, 5]. In view of the interest for these materials in low-T thermometry, and on fundamental grounds, such explanation appears overdue to us. Moreover, "additional" TS (beside the standard 2LS) of the type here advocated were already called for in [4] and earlier papers.

In a rather general fashion, the TS can be thought of as arising from the shape of the theoretical energy-landscape $E(\{\mathbf{r}_i\})$ of a glass as T is lowered below the glass freezing transition T_f . Many local and global minima develop in $E(\{\mathbf{r}_i\})$ as $T \rightarrow 0$, the lowest-energy minima of interest being made up of $n_w = 2, 3, \dots$ local wells

separated by shallow barriers. These local multiwelled potentials are our TS and it seems reasonable that the $n_w = 2$ - welled potentials will be ubiquitous in this picture. These should be thought of as effective representations of local "tremblements" of the equilibrium positions $\{\mathbf{r}_i^{(0)}\}$ of some of the glass ions' positions (unlike in the disordered crystal case, where the TS ought to be rather well-localized dynamical entities). Hence, just as the $n_w = 2$ - welled case is possible, so ought to be the $n_w = 3, 4, \dots$ - welled situations which would also be local rearrangements involving a few atoms/ions. So long as their energy parameters obey the usual uniform distribution advocated by the TM, however, most of these n_w -welled potentials should present the very same physics as the $n_w = 2$ cases and thus in practice the n_w distribution cannot be resolved experimentally in a pure glass.

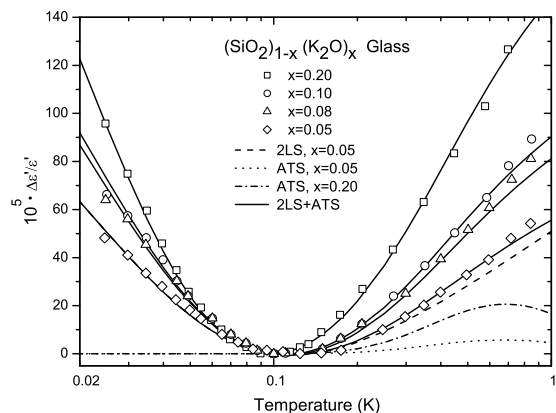


FIG. 2: Dielectric signature of mixed (SiO₂)_{1-x}(K₂O)_x glasses as function of T and x [4]. Fitting parameters from Table 1 using Eq. (1) and (5) from our theory (driving frequency $\omega = 10$ kHz).

All change if the glass is made up by a mixture of network-forming (NF) ions (like those of the SiO₄ or (AlO₄)⁻ tetrahedral groups) *as well as* of network-modifying (NM) ions (like K⁺ or Na⁺, or Ba²⁺, Pb²⁺, ...) which, these last ones, could act as nucleating centres for a partial *devitrification* of the glass, as is known to occur in the multicomponent materials [10, 11]. Simulations and experiments in the multisilicates have shown that the NM-species in part destroy the networking capacity of the NF-ions and form their own pockets and channels inside the NF-network [12]. Hence, $n_w > 2$ multiwelled systems inside these NM-pockets and -channels should follow some new energy-parameters' distribution forms when some degree of devitrification occurs, leading to entirely new physics.

One of the present Authors has proposed that precisely this situation occurs inside the magnetic-sensitive multicomponent glasses [3, 5], and in this Letter we show how this theory explains the $B = 0$ dielectric data of Figs

1-3 as well. Using the theory of [3, 5] we arrive at the expression, for the contribution to the dielectric anomaly from the advocated ATS:

$$\begin{aligned} \frac{\Delta\epsilon'}{\epsilon'} \Big|_{ATS} &= \frac{\Delta\epsilon'}{\epsilon'} \Big|_{ARES} + \frac{\Delta\epsilon'}{\epsilon'} \Big|_{AREL}, \quad (5) \\ \frac{\Delta\epsilon'}{\epsilon'} \Big|_{ARES} &= \frac{\pi\tilde{P}^* \overline{p_1^2}}{3\epsilon_0\epsilon_r D_{min}} \int_1^\infty \frac{dy}{y^2} \tanh\left(\frac{D_{min}}{2k_B T} y\right), \\ \frac{\Delta\epsilon'}{\epsilon'} \Big|_{AREL} &= \frac{\pi\tilde{P}^* \overline{p_1^2}}{2\epsilon_0\epsilon_r D_{min}} \left(\frac{D_{min}}{2k_B T}\right) \times \\ &\times \int_1^\infty \frac{dy}{y} \cosh^{-2}\left(\frac{D_{min}}{2k_B T} y\right) \frac{1}{1 + \omega^2 \tau_{Amax}^2}. \end{aligned}$$

Here we have again neglected, for low- ω , the frequency-dependence in the RES part, we put $y = D/D_{min}$ and τ_{Amax} is the largest phenomenological ATS relaxation time given by

$$\tau_{Amax}^{-1} = D^5/\Gamma \tanh\left(\frac{D}{2k_B T}\right). \quad (6)$$

Moreover D is the lowest-lying energy gap of a multi-level ATS, Γ is an appropriate elastic constant and \tilde{P}^* is the (slightly renormalised) probability per unit volume that an ATS occurs in the NM pockets and channels, with $\overline{p_1^2}$ the average square ATS dipole moment. This description is linked to a distribution function [3, 5] for these ATS favoring near-degenerate energy gaps D bound from below by D_{min} . In turn, this produces an overall density of states $g(E) = g_{2LS} + g_{ATS}(E) \simeq 2\tilde{P} + (2\pi\tilde{P}^*/E)\theta(E - D_{min})$ that is roughly of the form advocated in [4] and by some other earlier Authors (e.g. [13]) to explain anomalies not accounted for by the standard 2LS TM.

Manipulation of the expressions in (5) shows that: 1) The RES contribution to the ATS has the leading behavior (for $T < D_{min}/2k_B$, $\epsilon' \Big|_{ARES}$ is a constant)

$$\frac{\Delta\epsilon'}{\epsilon'} \Big|_{ARES} \simeq \begin{cases} 0 & \text{if } T < \frac{D_{min}}{2k_B}, \\ \frac{\pi\tilde{P}^* \overline{p_1^2}}{6\epsilon_0\epsilon_r k_B T} \ln\left(\frac{2k_B T}{D_{min}}\right) & \text{if } T > \frac{D_{min}}{2k_B}; \end{cases} \quad (7)$$

2) the REL contribution is, instead, characterised by the leading form

$$\frac{\Delta\epsilon'}{\epsilon'} \Big|_{AREL} \simeq \begin{cases} 0 & \text{if } \omega\tau_{Amax} \gg 1 \\ \frac{\pi\tilde{P}^* \overline{p_1^2}}{\epsilon_0\epsilon_r k_B T} \ln\left(\frac{k_B T}{D_{min}}\right) & \text{if } \omega\tau_{Amax} \ll 1. \end{cases} \quad (8)$$

Thus, the V-shaped semilogarithmic curve is somewhat lost. However adding the 2LS (Eq. (1)) and ATS (Eq. (5)) contributions together one does recover a V-shaped curve with a slope $S_- \simeq -2S$ basically unchanged for $T < T_0$ and an augmented slope $S_+ = S + S_{ATS}$ for $T > T_0$ with $S_{ATS} = 7\pi\tilde{P}^* \overline{p_1^2}/6\epsilon_0\epsilon_r k_B T$ that for $T < D_{min}/k_B$ may approach $2S$ and thus (qualitatively) a -1:1 slope ratio.

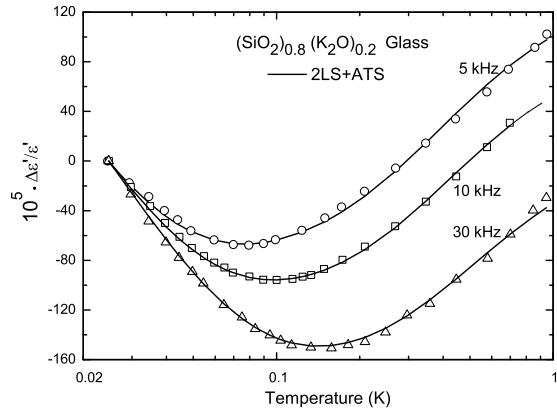


FIG. 3: Dielectric signature of mixed $(\text{SiO}_2)_{1-x}(\text{K}_2\text{O})_x$ glasses as function of T and ω for $x = 0.2$ [4]. Fitting parameters from Table 1 using Eq. (1) and (5) from our theory.

glass type	x	A_{2LS} 10^{-5}	γ 10^{-8} sJ^3	A_{ATS} 10^{-5}	D_{min} K	Γ 10^{-6} sK^5
SiO ₂	0	47.2	5.30	-	-	-
AlBaSiO	-	116.2	13.40	264.7	0.65	69.73
K-Si	0.05	104.1	1.33	75.5	0.87	3.55
K-Si	0.08	146.5	1.23	130.0	0.87	3.97
K-Si	0.10	158.5	1.15	160.0	0.87	5.08
K-Si	0.20	239.5	0.82	281.9	0.87	6.44

TABLE I: Extracted parameters for the glasses; K-Si stands for the $(\text{SiO}_2)_{1-x}(\text{K}_2\text{O})_x$ glasses. In all of the best fits we have employed the values $\Delta_{0min} = 3.9$ mK and $\Delta_{0max} = 10$ K extracted from fitting the pure SiO₂ data of Fig. 1 (inset).

We have fitted expressions (1) and (5) to the data for AlBaSiO in Fig. 1 (main) and to the x -dependent data for $(\text{SiO}_2)_{1-x}(\text{K}_2\text{O})_x$ in Figs 2 and 3, obtaining in all cases very good agreement between theory and experiments [14]. Fig. 3 shows the fit of our theory to the frequency-dependent data for $x = 0.2$. In all these best fits we have kept the value of $\Delta_{0min} = 3.9$ mK fixed, as obtained from our pure SiO₂ fit, and the value of D_{min} also independent of x and ω . The idea is that these parameters are rather local ones and should not be influenced by NF/NM dilution. Table 1 reports all the (2LS and ATS) parameters used for our best fits and for AlBaSiO the parameters differ somewhat from the values $A_{ATS} = 1.42 \times 10^{-3}$ and $D_{min} = 0.03$ K used in [5]. This shows that a more microscopic version of this model is called for. Fig. 4 shows the dependence of the prefactors with x . It can be seen that, as expected, the ATS prefactor $A_{ATS} = \pi\tilde{P}^* \overline{p_1^2}/\epsilon_0\epsilon_r D_{min}$ scales linearly with x , an excellent confirmation that the “additional” TS of [4, 13] are indeed our ATS forming near the microcrystallites within the NM-pockets and channels. It can be seen, in-

stead, that the 2LS prefactor $A_{2LS} = \bar{P}p_0^2/\epsilon_0\epsilon_r$ of our fits also increases, though less rapidly, with x (a decrease like $1-x$ would be expected). We propose (adopting a NF/NM percolation picture) that new, “induced” 2LS form with alkali dilution near the NF/NM surface of the NF percolating clusters as x is increased from 0. This leads to the expression $A_{bulk}(1-x) + A_{surf}P(x)x^f$ for the 2LS prefactor, with A_{bulk} , A_{surf} and f fitting parameters and $P(x)$ the percolation probability function ($P(x) \simeq 1$ for small x). Our best fit leads to $f = 0.81$, in rather good agreement with the heuristic expression $f = 1 - (D - D_s)\nu$ (D is the fractal dimension of the percolating cluster, $D_s < D$ of its “elastic” surface (not necessarily the hull), ν the connectedness length’s exponent) one would infer from elementary fractal or percolation theory.

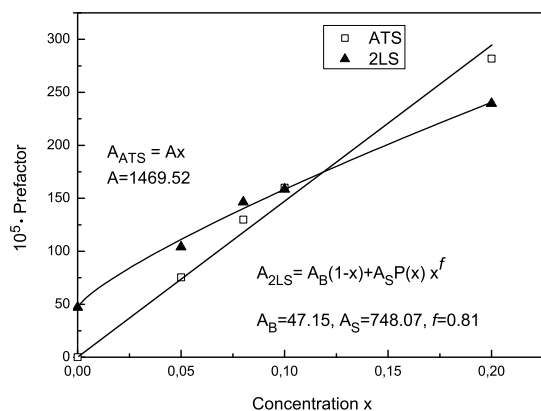


FIG. 4: The 2LS and ATS prefactor parameters ($\times 10^5$) for all glasses (from Table 1) as a function of x . Our data fit well with our theoretical expectations (full lines).

Our theory, with parameters from Table 1, can also account for the T - and x -dependence of the heat capacity $C_p(T, x)$ (data from [4]; for AlBaSiO see also [3]).

In summary, we have shown that there is direct evidence in zero magnetic field already for the multiwelled ATS advocated to explain the magnetic field effect in the multicomponent glasses. The relevance of multiwelled tunneling systems in the multicomponent glasses is a new and unexpected finding in this field of research. Our work predicts that the magnetic response of the alkali silicate glasses should be important and scale like the molar alkali concentration x . At the same time the -1:1 slope ratio problem of the standard TM has been given a simple explanation in terms of our two-component tunneling model. For AlBaSiO, using the value of \tilde{P}^* extracted from C_p [3] and that of A_{ATS} given in Table 1, we estimate the value of the electric dipole of the effective anomalous tunneling entity: $p_{eff} \equiv \sqrt{p_1^2} \simeq 0.4$ D. This small value confirms [3, 5] that this physics must come from the coherent tunneling of a small ionic cluster (the very same origin of the large value of D_{min}). Details of

our analysis will be published elsewhere.

The present work suggests how new experiments on mixed glasses could help in deciding whether our two-component tunneling model [3, 5] or the nuclear electric quadrupole-moment approach [15] is the correct explanation for the magnetic-field effects in the cold glasses. Amorphous solids of composition $(\text{SiO}_2)_{1-x}(\text{MO})_x$ should be investigated for different concentrations x of NM-species at ultralow temperatures and in the presence of a magnetic field. If M is a divalent metal (ideally Ca, but also Mg, Sr and Ba) with no or a tiny percentage of stable isotopes possessing a nonzero nuclear quadrupole moment, then a magnetic response scaling like x would single out the present approach. The system $(\text{SiO}_2)_{1-x}(\text{CaO})_x$ (with a small percent of PbO favoring nanocrystal formation) appears to be the ideal candidate. We remark, incidentally, that in [2] the amorphous system $\text{SiO}_2+x\text{C}_y\text{H}_z$, devoid of nuclear quadrupole moments, displayed magnetic effects quantitatively similar to those found in glasses with nuclei carrying such moments [1] at ultralow temperatures.

-
- [1] P. Strehlow, C. Enss and S. Hunklinger, Phys. Rev. Lett. **80**, 5361 (1998); P. Strehlow, M. Wohlfahrt, A.G.M. Jansen, R. Hauelsen, G. Weiss, C. Enss and S. Hunklinger, Phys. Rev. Lett. **84**, 1938 (2000)
 - [2] J. Le Cochee, F. Ladieu and P. Pari, Phys. Rev. B **66**, 064203 (2002)
 - [3] G. Jug, Phil. Mag. **84**, 3599 (2004)
 - [4] W.M. MacDonald, A.C. Anderson and J. Schroeder, Phys. Rev. B **31**, 1090 (1985)
 - [5] G. Jug, Phys. Rev. B **79**, 180201(R) (2009)
 - [6] For recent reviews see: P. Esquinazi (ed.) *Tunneling Systems in Amorphous and Crystalline Solids* (Springer, Berlin, 1998); C. Enss, Physica, **316B-317B**, 12 (2002); C. Enss, Adv. Sol. State Phys. **42**, 335 (2002)
 - [7] See, e.g., M.H. Cohen and G.S. Grest, Phys. Rev. Lett. **45**, 1271 (1980)
 - [8] S.A.J. Wieggers, R. Jochemsen, C.C. Kranenburg and G. Frossati, Rev. Sci. Instrum. **58**, 2274 (1987)
 - [9] S. Kettemann, P. Fulde and P. Strehlow, Phys. Rev. Lett. **83**, 4325 (1999) (KFS in short)
 - [10] C.-Y. Fang, H. Yinnon and D.R. Uhlmann, J. Non-Cryst. Solids **57**, 465 (1983)
 - [11] N. Pellegrini, E.J.C. Dawnay and E.M. Yeatman, J. Sol-Gel Sci. and Tech. **13**, 783 (1998); nanocrystals are ubiquitous in the multisilicate glasses, see e.g.: G. De *et al.*, J. Non-Cryst. Sol. **194**, 225 (1996); X.L. Duan *et al.*, J. Cryst. Growth, **252**, 311 (2003)
 - [12] A. Meyer, J. Horbach, W. Kob, F. Kargl and H. Schober, Phys. Rev. Lett. **93**, 027801 (2004); J. Reinisch and A. Heuer, J. Phys. Chem. B **110**, 19044 (2006)
 - [13] C.C. Yu and A.J. Leggett, Comments Cond. Mat. Phys., **14**, 231 (1988); J.L. Black, Phys. Rev. B **17**, 2740 (1978)
 - [14] TS-TS interactions can be neglected above $T \sim 100$ mK.
 - [15] A. Würger, A. Fleischmann and C. Enss, Phys. Rev. Lett. **89**, 237601 (2002)