

Fluctuation theorem in driven nonthermal systems with quenched disorder

J.A. Drocco¹, C.J. Olson Reichhardt², and C. Reichhardt²

¹*Department of Physics, Princeton University, Princeton, NJ 08544*

²*Theoretical Division, Los Alamos National Laboratory, Los Alamos, NM 87545*

(Dated: November 16, 2018)

We demonstrate that the fluctuation theorem of Gallavotti and Cohen can be used to characterize the class of dynamics that arises in nonthermal systems of collectively interacting particles driven over random quenched disorder. By observing the frequency of entropy-destroying trajectories, we show that there are specific dynamical regimes near depinning in which this theorem holds. Hence the fluctuation theorem can be used to characterize a significantly wider class of non-equilibrium systems than previously considered. We discuss how the fluctuation theorem could be tested in specific systems where noisy dynamics appear at the transition from a pinned to a moving phase such as in vortices in type-II superconductors, magnetic domain walls, and dislocation dynamics.

PACS numbers: 05.70.Ln, 05.40.Ca, 74.25.Qt

The fluctuation theorem (FT) of Gallavotti and Cohen has been described as a generalization of the second law of thermodynamics in systems outside the thermodynamic limit [1, 2, 3]. It relates the frequency of entropy-destroying, also sometimes called second-law-violating, trajectories to entropy-creating trajectories and is sufficiently general to apply to systems far from equilibrium. It has been demonstrated to hold analytically for a class of time-reversible dynamical systems [1], and has been verified numerically in many others [4, 5]. Wang *et al.* provided the first experimental verification of the relation by observing the fluctuations of a dielectric particle pulled by an optical trap [6]. It has also been shown that the FT holds in some driven non-thermal systems such as granular materials [7] and a ball moving in a Sinai billiard potential [8].

The FT has not previously been examined in the class of nonthermal nonequilibrium systems consisting of collectively interacting particles moving over a random background, where noisy dynamics can occur near pinned to moving transitions. Examples of this type of dynamics include the motion of magnetic domain walls [9], depinning of electron crystals in solid-state materials [10, 11], plastic deformations in driven superconducting vortex matter [12, 13, 14, 15], and colloidal particles moving over quenched disorder [16, 17]. Closely related to these systems are the dynamics of interacting dislocations under a strain [18]. Typically, there is a regime near the onset of motion where the particle trajectories are strongly disordered and $1/f$ or crackling noise arises. In this work, we show that the FT can be used to characterize the dynamical behavior of a general model of this type, indicating that the FT could be applied to a much wider range of nonequilibrium systems than previously considered and may hold in the general class of systems exhibiting crackling noise.

We specifically examine the formulation of the FT given in Ref. 4. One of the main predictions of the FT is that the probability density function (PDF) of the in-

jected power $p(J_\tau)$ obeys the following relation:

$$\frac{p(J_\tau)}{p(-J_\tau)} = e^{J_\tau S_\tau}, \quad (1)$$

where J_τ is the injected power, τ is the duration of the trajectory, and S_τ is some constant. If S_τ varies such that $\beta_\tau = \tau/S_\tau$ is constant for $\tau \gg \Gamma_i$, where Γ_i are the microscopic time scales of the system, then we say that β_∞ represents an “effective temperature.” Wang *et al.* [6] experimentally measured the quantity in Eq. 1 from the trajectories of a colloid that was driven through a thermal system. In the system we consider, there is no thermal bath; instead, the particle trajectories are generated in the presence of an external drive, a random quenched background, and interactions with other particles.

We consider colloidal spheres confined to two dimensions and driven with an electric field in the presence of randomly distributed pinning sites. This particular model system has been shown to exhibit the same general dynamical features, including plastic flow and moving crystalline phases [19], observed in other collectively interacting particle systems driven over random disorder such as vortices in type-II superconductors [12, 14]; thus we believe the behavior in our system will be generic to other systems of this type. Additionally, experimental realizations of this system permit the direct measurement of the particle trajectories [17]. We simulate a system of N_c colloids with periodic boundary conditions in the x and y directions, and employ overdamped dynamics such that the equation of motion for a single colloid i is

$$\eta \frac{d\mathbf{x}_i}{dt} = \mathbf{f}_T^i + \mathbf{f}_Y^i + \mathbf{f}_p^i + \mathbf{f}_d \quad (2)$$

All quantities are rescaled to dimensionless units, and the damping constant η is set to unity. The thermal force \mathbf{f}_T^i arises from random Langevin kicks with the properties $\langle \mathbf{f}_T^i \rangle = 0$ and $\langle \mathbf{f}_T^i(t) \mathbf{f}_T^j(t') \rangle = 2\eta k_B T \delta(t-t') \delta_{ij}$. The colloid interaction force \mathbf{f}_Y^i is given by the following screened Coulomb repulsion: $\mathbf{f}_Y^i = \sum_{j \neq i}^{N_c} A_c \left(\frac{4}{r_{ij}} + \frac{1}{r_{ij}^2} \right) e^{-4r_{ij}} \hat{\mathbf{r}}_{ij}$. Here A_c is an adjustable coefficient, $\mathbf{r}_{i(j)}$ is the position

of vortex $i(j)$, $r_{ij} = |\mathbf{r}_i - \mathbf{r}_j|$ and $\hat{\mathbf{r}}_{ij} = (\mathbf{r}_i - \mathbf{r}_j)/r_{ij}$. The quenched disorder introduces a force \mathbf{f}_p^i which is modeled by N_p randomly placed attractive parabolic pinning sites of strength A_p and radius $r_p = 0.45$, $\mathbf{f}_p^i = \sum_{k=1}^{N_p} (-A_p r_{ik}/r_p) \Theta(r_p - r_{ik}) \hat{\mathbf{r}}_{ik}$, where Θ is the Heaviside step function. The driving force $\mathbf{f}_d = f_d \hat{\mathbf{x}}$ is a constant unidirectional force applied equally to all colloids. We initialize the system using simulated annealing in order to eliminate undesirable transient effects due to relaxation, and then apply the driving force. The equations of motion are then integrated by velocity Verlet method for $10^5 - 10^7$ simulation time steps, depending on N_c . The time step $dt = 0.002$. We compute the longitudinal and transverse diffusivities D_α with $\alpha = x, y$ by fitting $\langle [(\mathbf{r}_i(t + \Delta t) - \mathbf{r}_i(t)) \cdot \hat{\alpha}]^2 \rangle = 2D_\alpha \Delta t$.

The injected power computed for a single colloid i over a time period of length τ is given by:

$$J_\tau = \int_t^{t+\tau} \mathbf{f}_d \cdot \mathbf{v}_i(s) ds \quad (3)$$

where \mathbf{v}_i represents the instantaneous velocity of colloid i . A particle which moves opposite to the direction of the driving force makes a negative contribution to the entropy. We measure J_τ for a series of individual particles in a single run and combine this data to obtain $p(J_\tau)$. We identify J_τ for a variety of τ ranging from a minimum of 10 simulation time steps to roughly one tenth the duration of the entire simulation.

We first consider a system at $f_d = 0.1$ with no pinning but with finite thermal fluctuations $T = 3.0$ at a colloidal density of $\rho = 0.5$. Figure 1(a) shows $p(J_\tau)$ for $\tau = 0.42, 1.02, 1.62, 2.22$, and 2.82 . Over this range, $p(J_\tau)$ is normally distributed with a slight rightward skew due to the applied drive, and for increasing τ the distribution sharpens. Equation 1 is certain to be followed since $p(J_\tau) = C \exp(-(\langle J \rangle - J_\tau)^2 / 2\sigma^2)$ and hence $\log(p(J_\tau)/p(-J_\tau)) = (-1/2\sigma^2)[(\langle J \rangle - J_\tau)^2 - (\langle J \rangle + J_\tau)^2] \propto J_\tau$. The validity of Eq. 1 for this system is illustrated by the linear fits in Fig. 1(b).

We next repeat the procedure used to obtain Fig. 1 in a system with $f_d = 0.34$, no thermal fluctuations ($T = 0$), and which contains pinning sites with $A_p = 0.5$. For $f_d < 0.33$ the particles are pinned and there is no non-transient motion, as illustrated in Fig. 2(a). Just above the depinning transition at $f_d = 0.34$, the particle motion persists with time and the trajectories are highly disordered as shown in Fig. 2(b). Approximately one third of the colloids are pinned at any given time; however, all of the particles take part in the motion. In Fig. 3(a) we plot the strongly non-Gaussian $p(J_\tau)$ that appear in the absence of thermalization for $\tau = 0.02, 4.02, 8.02, 12.02$, and 16.02 at $f_d = 0.34$. The $\tau = 0.02$ curve, most closely representative of the instantaneous distribution, peaks at $J_\tau = 0$ and is skewed in the positive direction by the applied drive. Despite the strong non-Gaussianity of the PDF's, the ratio of entropy-producing to entropy-consuming trajectories is in agreement with the fluctuation theorem of Eq. 1, as shown in Fig. 3(b).

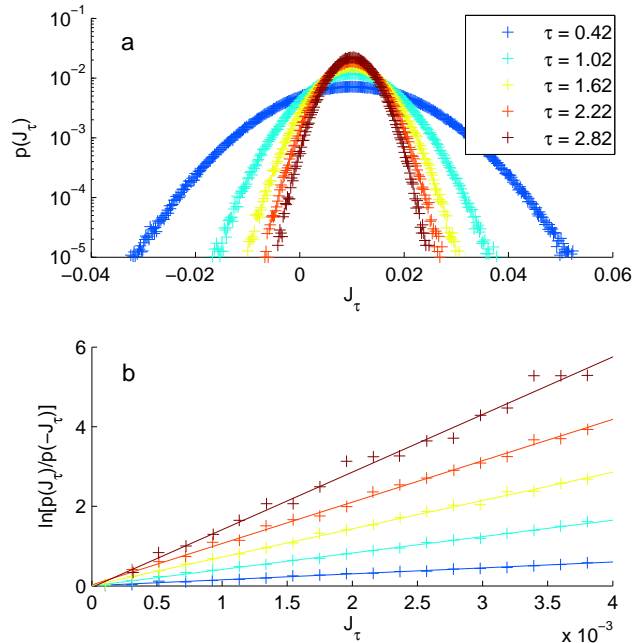


Figure 1: Demonstration of the FT for driven thermal particles in the absence of pinning at $\rho = 0.5$, $T = 3.0$, and $f_d = 0.1$. (a) Probability density function $p(J_\tau)$ of injected power for all observed trajectories with $\tau = 0.42, 1.02, 1.62, 2.22$, and 2.82 (from center bottom to center top). (b) Fit to Eq. 1 for $\tau = 0.42, 1.02, 1.62, 2.22$, and 2.82 , from bottom to top. Linearity at various τ indicates agreement with the FT.

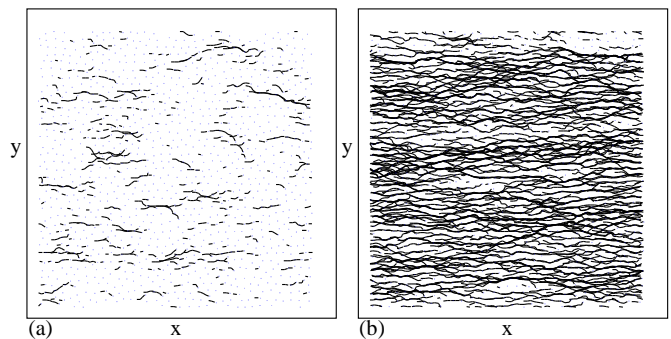


Figure 2: Colloid positions (dots) and trajectories (lines) during 40000 simulation time steps at $\rho = 0.5$, $A_p = 0.5$, and (a) $f_d = 0.27$; (b) $f_d = 0.34$.

The quality of the fit to Eq. 1 for fixed ρ and A_p depends on f_d . It is known from earlier studies that systems with depinning transitions can exhibit a number of different dynamical regimes as a function of external drive, including a completely pinned phase where there is no motion, a stable filamentary channel phase just at depinning where a small number of particles move in periodic orbits [12], chaotic flow at higher drives when the filaments change rapidly with time [12, 14], and a dynamically recrystallized phase at even higher drives where

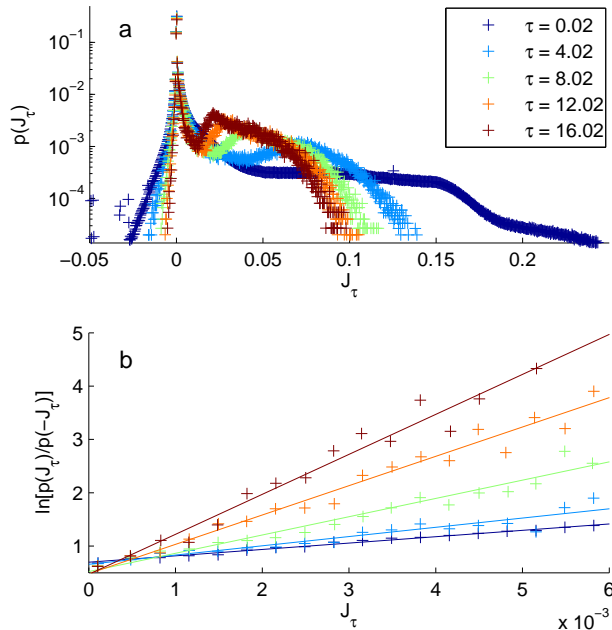


Figure 3: Demonstration of FT in a nonthermal system with quenched disorder. (a) $p(J_\tau)$ for all observed trajectories at $\rho = 0.5$ with $A_p = 0.5$ and $f_d = 0.34$ at $\tau = 0.02, 4.02, 8.02, 12.02,$ and 16.02 (from upper right to lower right). (b) Fit to Eq. 1 showing agreement with the FT. Bottom to top: $\tau = 0.02, 4.02, 8.02, 12.02,$ and 16.02 .

the particle paths are mostly ordered [14]. To quantify the quality of the fits to Eq. 1 we calculate the Pearson product-moment correlation coefficient r [20], which is a measure of the linearity of the relation between two variables. In Fig. 4(a) we plot the mean dissipation $\eta\langle v \rangle / f_d$ versus f_d for the system in Fig. 2(b), along with the corresponding longitudinal and transverse diffusivities D_x and D_y . In Fig. 4(b) we show the value of r for varied f_d and for all $\tau < \tau_c(f_d)$, where $\tau_c(f_d) = \sup\{t \mid r(f_d, \tau) \geq 0.5 \forall \tau < t\}$. Agreement with the FT, indicated by $r \approx 1$, holds over the largest range of τ at $f_d \approx 0.34$, near the depinning threshold and coinciding with peaks in both D_x and D_y . Here, the colloids flow in plastic fluctuating channels, as shown in Fig. 2(b). At lower drives $f_d < 0.33$, D_x and D_y are much smaller, the motion in the system is very unstable, and the particles flow only through short-lived filaments, as shown in Fig. 2(a). We are unable to determine whether the FT fails to hold for $f_d < 0.33$ since our measurement in this regime is dominated by rare events and our statistics remain poor over computationally accessible time scales. For higher drives $f_d \gtrsim 0.4$, the colloids begin to form an ordered crystal structure similar to that found in vortex systems at sufficiently high driving [13, 14], and both D_x and D_y drop. The FT continues to hold for small τ at increasing f_d , with the maximum value of τ at which $r > 0.5$ decreasing with increasing f_d . On short time

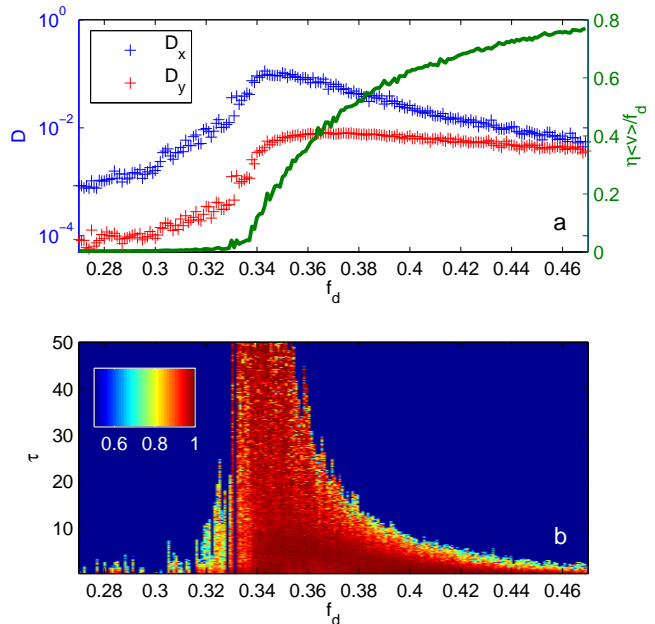


Figure 4: Limits of regime in which FT is verified in a system with $\rho = 0.5$ and $f_p = 0.5$. (a) Solid curve: mean dissipation $\eta\langle v \rangle / f_d$ vs f_d , relating colloid displacements to applied drive. Upper crosses: longitudinal diffusivity D_x vs f_d . Lower crosses: transverse diffusivity D_y vs f_d . (b) Pearson product-moment correlation coefficient r of the fit $\log(p(J_\tau)/p(-J_\tau)) = mJ_\tau + b$ as a function of τ and f_d . Values closer to 1 indicate better agreement with the FT. The FT holds over the largest range of τ in the fluctuating plastic flow regime near $f_d \approx 0.34$ illustrated in Fig. 2(b).

scales, the particles experience a “shaking temperature” T_s which decreases as $T_s \propto 1/f_d$ [13]. Due to particle-particle interactions, on longer time scales the particles are effectively caged in a co-moving reference frame and no longer undergo long time diffusion. As a result, the FT fails to hold on longer time scales.

As described previously, the FT allows the definition of an “effective temperature” $\beta_{\tau \rightarrow \infty}$ when sufficient entropy-destroying trajectories of duration exceeding the microscopic time scales of the system can be sampled. This necessarily involves a balance of time scales since the second law of thermodynamics guarantees that $p(J_\tau < 0) = 0$ as $\tau \rightarrow \infty$. In Fig. 5, we plot β_τ versus τ showing the existence of an asymptotic effective temperature β_∞ in a nonthermal system with quenched disorder. When we vary the initial configurations of the particle positions by changing the random simulation seed, we consistently find an asymptotic value of $\beta_\infty \approx 0.015$ for $\tau \gtrsim 15$. Equivalently, this indicates that the slope of our fits obtained as in Fig. 3(b) scales such that τ/S_τ reaches a constant value at large τ .

We do not observe significant variation in β_∞ with f_d ; however, as noted previously, we can only define an effective temperature for those values of f_d where the FT

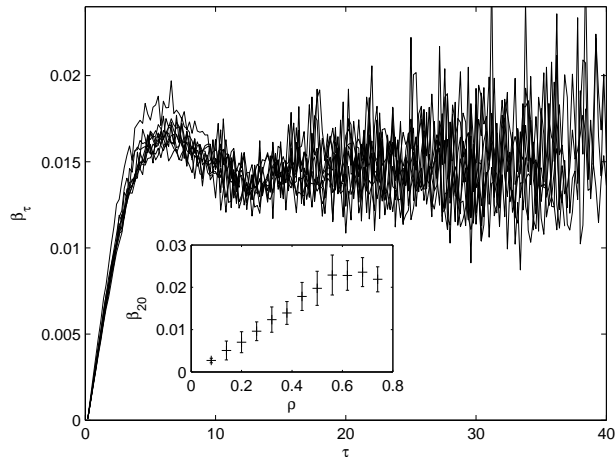


Figure 5: Effective temperature β_τ in a nonthermal system with quenched disorder at $\rho = 0.5$, $A_p = 0.5$, and $f_d = 0.345$. We overlay ten curves, each representing one realization with a unique random seed. The asymptotic value $\beta_\infty \approx 0.015$. Inset: $\beta_{20} = \langle \beta_{15 < \tau < 25} \rangle$ calculated over a range of ρ .

holds over a wide range of τ , which limits us to drives near the depinning threshold where plastic flow occurs. To compare β_∞ across different ρ , we perform our measurement at $f_d = 1.03f_c$ for each ρ , where f_c is the depinning force at that value of ρ . This places us within the plastic flow regime for every ρ considered here. The inset of Fig. 5 indicates that there is an apparently linear increase in β_∞ with increasing particle density saturating at $\rho \approx 0.6$.

Experimentally testing the FT theorem for systems of collectively interacting particles in the presence of quenched disorder could be done in several ways. For superconducting vortices, the particle trajectories could be measured directly using various imaging techniques [21]. Recently it has been demonstrated that a single vortex can be dragged through a sample [22], making it possible to perform a vortex experiment analogous to the colloid experiment of Wang *et al* [6]. The most straightforward measurement would be to monitor the voltage fluctuations [15] at a constant drive to measure the power dissipation. A similar approach could be used to study conduction fluctuations in Wigner crystal systems [11].

We have shown that the fluctuation theorem of Gallavotti and Cohen can be applied to a nonthermal system of collectively interacting particles driven over random disorder in the nonlinear regime above the depinning threshold where the particles flow plastically. This result indicates that the fluctuation theorem may be generalized to a wide class of systems exhibiting fluctuating dynamics near a transition from pinned to moving, including magnetic domain walls, vortices in type-II superconductors, and sliding Wigner crystals. It would also be interesting to apply this approach to analyze other nonthermal systems that exhibit similar crackling noise such as dislocation dynamics.

This work was carried out under the auspices of the NNSA of the U.S. DOE at LANL under Contract No. DE-AC52-06NA25396. J.A.D. was supported by the Krell Institute Computational Science Graduate Fellowship, U.S. DOE grant DE-FG02-97ER25308.

-
- [1] G. Gallavotti and E.G.D. Cohen, Phys. Rev. Lett. **74**, 2694 (1995); G. Gallavotti, J. Math. Phys. **41**, 4061 (2000).
- [2] D.J. Evans, E.G.D. Cohen, and G.P. Morriss, Phys. Rev. Lett. **71**, 2401 (1993).
- [3] D.J. Evans and D.J. Searles, Adv. Phys. **51**, 1529 (2002).
- [4] M. Schmick and M. Markus, Phys. Rev. E **70**, 065101(R) (2004).
- [5] S. Aumaitre, S. Fauve, S. McNamara, and P. Poggi, Eur. Phys. J. B **19**, 449 (2001).
- [6] G.M. Wang, E.M. Sevick, E. Mittag, D.J. Searles, and D.J. Evans, Phys. Rev. Lett. **89**, 050601 (2002).
- [7] K. Feitosa and N. Menon, Phys. Rev. Lett. **92**, 164301 (2004).
- [8] M. Schmick, Q. Liu, Q. Ouyang, and M. Markus, Phys. Rev. E **76**, 021115 (2007).
- [9] K. Dahmen, Nature Phys. **1**, 13 (2005); S. Zapperi, C. Castellano, F. Colaiori, and G. Durin, *ibid.* **1**, 46 (2005).
- [10] F.I.B. Williams *et al.*, Phys. Rev. Lett. **66**, 3285 (1991); G.A. Csathy, D.C. Tsui, L.N. Pfeiffer, and K.W. West, Phys. Rev. Lett. **98**, 066805 (2007).
- [11] K.B. Cooper, J.P. Eisenstein, L.N. Pfeiffer, and K.W. West, Phys. Rev. Lett. **90**, 226803 (2003).
- [12] H.J. Jensen, A. Brass, and A.J. Berlinsky, Phys. Rev. Lett. **60**, 1676 (1988); K.E. Bassler, M. Paczuski, and E. Altshuler, Phys. Rev. B **64**, 224517 (2001); E. Olive and J.C. Soret, *ibid.* **77**, 144514 (2008).
- [13] A.E. Koshelev and V.M. Vinokur, Phys. Rev. Lett. **73**, 3580 (1994).
- [14] M.C. Faleski, M.C. Marchetti, and A.A. Middleton, Phys. Rev. B **54**, 12427 (1996); K. Moon, R.T. Scalettar, and G.T. Zimányi, Phys. Rev. Lett. **77**, 2778 (1996); C.J. Olson, C. Reichhardt, and F. Nori, *ibid.* **81**, 3757 (1998); A.B. Kolton, D. Domínguez, and N. Grønbech-Jensen, *ibid.* **83**, 3061 (1999).
- [15] A.C. Marley, M.J. Higgins, and S. Bhattacharya, Phys. Rev. Lett. **74**, 3029 (1995).
- [16] R. Seshadri and R.M. Westervelt, Phys. Rev. Lett. **70**, 234 (1993).
- [17] A. Pertsinidis and X.S. Ling, Phys. Rev. Lett. **100**, 028303 (2008).
- [18] M.-C. Miguel, A. Vespignani, M. Zaiser, and S. Zapperi, Phys. Rev. Lett. **89**, 165501 (2002).
- [19] C. Reichhardt and C.J. Olson, Phys. Rev. Lett. **89**, 078301 (2002); J. Chen, Y. Cao, and Z. Jiao, Phys. Rev. E **69**, 041403 (2004).

- [20] See, for example, J.L. Rodgers and W.A. Nicewander, Am. Statist. **42**, 59 (1988).
- [21] A.M. Troyanovski, J. Aarts, and P.H. Kes, Nature **399**, 665 (1999); I. Guillamón *et al.*, Nature Phys. **5**, 651 (2009).
- [22] O.M. Auslaender *et al.*, Nature Phys. **5**, 35 (2009).