

# Comment on “Dynamic properties in a family of competitive growing models”

A. Kolakowska

Department of Physics and Space Sciences, Florida Institute of Technology,  
150 W. University Blvd., Melbourne, FL 32901-6975\*

M. A. Novotny

Department of Physics and Astronomy, and HPC Center for Computational Sciences,  
Mississippi State University, P.O. Box 5167, Mississippi State, MS 39762-5167

(Dated: November 2, 2018)

The article [Phys. Rev. E **73**, 031111 (2006)] by Horowitz and Albano reports on simulations of competitive surface-growth models RD+X that combine random deposition (RD) with another deposition X that occurs with probability  $p$ . The claim is made that at saturation the surface width  $w(p)$  obeys a power-law scaling  $w(p) \propto 1/p^\delta$ , where  $\delta$  is only either  $\delta = 1/2$  or  $\delta = 1$ , which is illustrated by the models where X is ballistic deposition and where X is RD with surface relaxation. Another claim is that in the limit  $p \rightarrow 0^+$ , for any lattice size  $L$ , the time evolution of  $w(t)$  generally obeys the scaling  $w(p, t) \propto (L^\alpha/p^\delta)F(p^{2\delta}t/L^z)$ , where  $F$  is Family-Vicsek universal scaling function. We show that these claims are incorrect.

PACS numbers: 05.40.-a, 68.35.Ct

In Ref.[1] the following scaling ansatz is proposed:

$$w^2(p, t) \propto \frac{L^{2\alpha}}{p^{2\delta}} F\left(p^{2\delta} \frac{t}{L^z}\right), \quad (1)$$

where  $w(p, t)$  are time evolutions of surface width in competitive growth models RD+X when a random deposition (RD) process is combined with process X, and  $p \in (0; 1]$  is the selection probability of process X. The function  $F(\cdot)$  represents Family-Vicsek universal scaling. The ansatz (1) has been studied previously [2, 3, 4] by examples where X represented either Kardar-Parisi-Zhang or Edwards-Wilkinson universal process. The new claim that is being made in Ref.[1] is that a nonuniversal and *model-dependent* exponent  $\delta$  in Eq.(1) must be only of two values, either  $\delta = 1$  or  $\delta = 1/2$ , for models studied in Ref.[1]. To show that this claim is not correct we performed (1 + 1) dimensional simulations of RD+X models when X is ballistic deposition (BD) and when X is random deposition with surface relaxation (RDSR), and performed scaling in accordance to Ref.[1]. Our results are presented in figs.1-3.

Our data have been obtained on  $L$  site lattices ( $L$  is indicated in the figures) with periodic condition, starting from initially flat substrates, and averaged over 400 to 600 independent configurations. The time  $t$  is measured in terms of the deposited monolayers. Simulations have been carried up to  $t = 10^7$ , and the surface width at saturation has been averaged over the last 5000 time steps. The data sets are for ten equally spaced selection probabilities  $p$  from  $p = 0.1$  to  $p = 1$ , where  $p = 0$  would be for RD process with no X present, and  $p = 1$  is for process X in the absence of RD. The data have

been scaled in  $L$  with the theoretical values of universal roughness exponent  $\alpha$  and dynamic exponent  $z$  of the universality class of process X. The RDSR algorithm used in our simulations is given in Ref.[5] (Sec.5.1). The BD algorithm used as X=BD1 is the nearest-neighbor (NN) sticking rule found in Ref.[5] (Sec.2.2), and the BD algorithm used as X=BD2 is the next-nearest-neighbor (NNN) sticking rule found in Ref.[5] (Sec.8.1).

**Saturation.** Saturation data (fig.1) show that in special cases an approximate power law  $w(p) \propto 1/p^\delta$  may be observed. However, this is not a principle. Even if the data can be fit to the power law in  $p$  only one of our examples shows a reasonable fit with  $\delta \approx 1$  (seen in fig.1a). When X=BD1 the data in fig.1b show  $\delta < 1/2$ . The other two examples shown in fig.1 defy a linear fit.

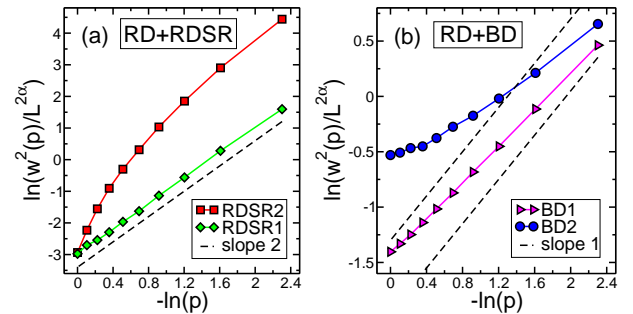


FIG. 1: (color on line) Interface width at saturation in the RD+X model vs the selection probability  $p$  of process X. (a) X is RDSR: the case when both RD and RDSR deposits are of unit height (diamonds, RDSR1;  $L = 500$ ); and, the case when RDSR deposits are of unit height and RD deposits are of twice that height (squares, RDSR2;  $L = 100$ ). (b) X is BD: the case of the NNN rule (circles, BD2); and, the case of the NN rule (triangles, BD1). In RD+BD simulations  $L = 500$ . Solid line segments connecting data points (symbols) are guides for the eye. The dashed lines give reference slopes.

\*Electronic address: alice@kolakowska.us

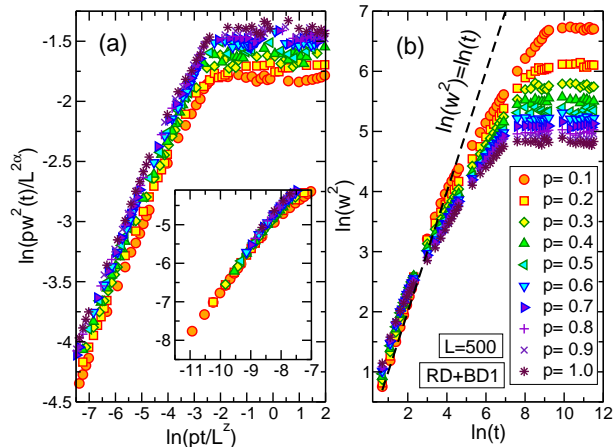


FIG. 2: (color on line) Time-evolutions  $w^2(p, t)$  in RD+BD1. (a) Scaling in  $p$  after Ref.[1]. The insert shows the scaled initial transients. (b) Evolution curves before scaling. The dashed line is the RD evolution for  $p = 0$ . In all models when the simulations start from a flat substrate  $w(t)$  must pass an initial transient before universal scaling can be measured. The initial transients in part (b) follow RD universal evolution.

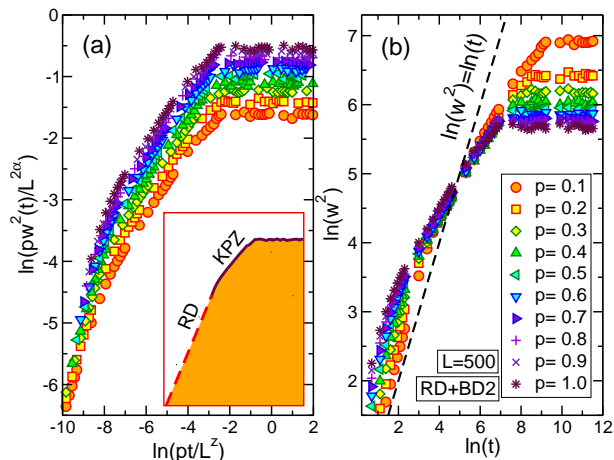


FIG. 3: (color on line) Time-evolutions  $w^2(p, t)$  in RD+BD2. (a) Scaling in  $p$  after Ref.[1]. The outcome of this scaling is summarized in the insert. (b) Data before scaling. The dashed line is the RD evolution for  $p = 0$ .

In these cases there is no power law of the type claimed in Ref.[1]. This absence of power-law scaling in  $p$  is also evident in fig.4 of Ref.[1].

**The RD limit.** Another claim of Ref.[1] is that Eq.(1) with the power-law prefactors  $p^\delta$  (where  $\delta = 1$  or  $1/2$ ) would prevail in the RD limit of  $p \rightarrow 0^+$ , and that such

a scaling would be universal. We tested these claims in simulations of RD+BD models and found the evidence to the contrary (figs.2-3). In order to prove the absence of power-law scaling via Eq.(1) in the RD limit we present in figs.2b-3b the original  $w^2(p, t)$  data before scaling. These original data show that parameter  $p$ ,  $p \in (0; 1]$ , assigns an order in the set of all curves  $w^2(p, t)$  in such a way that  $w^2(1, t)$  is the lowest lying curve, and at  $p = 0$  the initial transients become the RD universal evolution  $w_{RD}^2(0, t) \propto t$ . The region between the boundaries  $w^2(1, t)$  and  $w_{RD}^2(0, t)$  is densely covered by the curves  $w^2(p, t)$  because  $p$  takes on continuous values. The pattern shown in figs.2b-3b for  $p \in [0.1; 1]$  extends down to values that are infinitesimally close to  $p = 0$ , i.e., to the entire range of  $p$ . If the simulations are stopped at infinitesimally small  $p'$  the width  $w^2(p', t)$  is always the highest lying curve in figs.2b-3b. In other words, the smaller the  $p'$  the higher the saturation value of  $w^2(p', t)$ . But there is no bounding highest curve  $w^2(p', t)$  in this set since the boundary  $w^2(0, t)$  is the RD evolution. This order is reversed under the scaling of Eq.(1) when we set  $\delta = 1/2$ , following Ref.[1]. The outcome of this scaling is seen in figs.2a-3a: the boundary  $w^2(1, t)$ , i.e., the lowest-lying curve in figs.2b-3b, is mapped onto the highest-lying curve in the image of this scaling seen in figs.2a-3a; and, a higher-lying curve  $w^2(p, t)$  before scaling in figs.2b-3b is mapped onto a lower-lying curve after scaling in figs.2a-3a. In this scaling, the initial transients become ever longer as  $p$  becomes ever smaller and closer to  $p = 0$ , as seen in the insert in fig.2a. For any range of  $p$ , also in the limit  $p \rightarrow 0^+$ , the image of this scaling demonstrates no data collapse. This image is shown in the insert in fig.3a. Hence, for RD+BD models Eq.(1) with  $\delta = 1/2$  does not produce data collapse.

In some instances of model X, however, Eq.(1) can give an *approximate* data collapse [3, 4] but then  $\delta$  is not restricted to the two values postulated in Ref.[1]. For example, for the RD+BD1 model such scaling can be obtained with  $\delta \approx 0.41$  [3] (note,  $0.4 < \delta < 0.5$  is seen in fig.1b). But for the RD+BD2 model there is no value of  $\delta$  that would produce data collapse when nonuniversal prefactors in Eq.(1) are expressed as a power law  $p^\delta$ . We have demonstrated that such scaling does not generally exist and if occasionally it is observed it is a property of particular model.

In summary, the form of the nonuniversal prefactors as seen in universal Eq.(1) is a fit and is *not* a principle. The exponent  $\delta$  in Eq.(1) is model dependent, and the prefactor that enters may have other forms than  $p^\delta$ .

[1] C. M. Horowitz and E. V. Albano, Phys. Rev. E, **73** 031111 (2006).  
 [2] A. Kolakowska *et al* , Phys. Rev. E **70**, 051602 (2004).  
 [3] A. Kolakowska *et al* , Phys. Rev. E **73**, 011603 (2006).

[4] A. Kolakowska and M. A. Novotny, cond-mat/0511688.  
 [5] A.-L. Barabasi and H. E. Stanley, *Fractal Concepts in Surface Growth* (Cambridge University Press, Cambridge, 1995).