

POLYNOMIAL BASINS OF INFINITY

LAURA DEMARCO AND KEVIN M. PILGRIM

ABSTRACT. We study the projection $\pi : \mathcal{M}_d \rightarrow \mathcal{B}_d$ which sends an affine conjugacy class of polynomial $f : \mathbb{C} \rightarrow \mathbb{C}$ to the holomorphic conjugacy class of the restriction of f to its basin of infinity. When \mathcal{B}_d is equipped with a dynamically natural Gromov-Hausdorff topology, the map π becomes continuous and a homeomorphism on the shift locus. Our main result is that all fibers of π are connected. Consequently, quasiconformal and topological basin-of-infinity conjugacy classes are also connected. The key ingredient in the proof is an analysis of model surfaces and model maps, branched covers between translation surfaces which model the local behavior of a polynomial.

1. INTRODUCTION

Let $f : \mathbb{C} \rightarrow \mathbb{C}$ be a complex polynomial of degree $d \geq 2$. Iterating f yields a dynamical system. The plane then decomposes into the disjoint union of its open, connected *basin of infinity* defined by

$$X(f) = \{z \in \mathbb{C} : f^n(z) \rightarrow \infty \text{ as } n \rightarrow \infty\}$$

and its complement, the compact *filled Julia set* $K(f)$.

Many naturally defined loci in parameter space (such as the connectedness locus, the shift locus, external rays, their impressions, and parapuzzles) are defined by constraints on the dynamics of f on $X(f)$. Motivated by this, we study the forgetful map sending a polynomial $f : \mathbb{C} \rightarrow \mathbb{C}$ to its restriction $f : X(f) \rightarrow X(f)$ on its basin of infinity. The basin $X(f)$ is equipped with a dynamically natural translation surface structure. In this work and its sequels [DP1, DP2] we exploit this Euclidean perspective to analyze the global structure of moduli spaces of complex polynomials.

1.1. Connected fibers. The moduli space \mathcal{M}_d of complex affine conjugacy classes of degree d polynomials inherits a natural topology from the coefficients of representatives f . Let \mathcal{B}_d denote the set of conformal conjugacy classes of maps $f : X(f) \rightarrow X(f)$, and let

$$\pi : \mathcal{M}_d \rightarrow \mathcal{B}_d$$

be the map sending a polynomial f to its restriction $f|_{X(f)}$. For each $f \in \mathcal{M}_d$, the basin of infinity $X(f)$ is equipped with a canonical harmonic Green's function G_f

Date: December 4, 2021.

Research of the first author supported by the National Science Foundation.

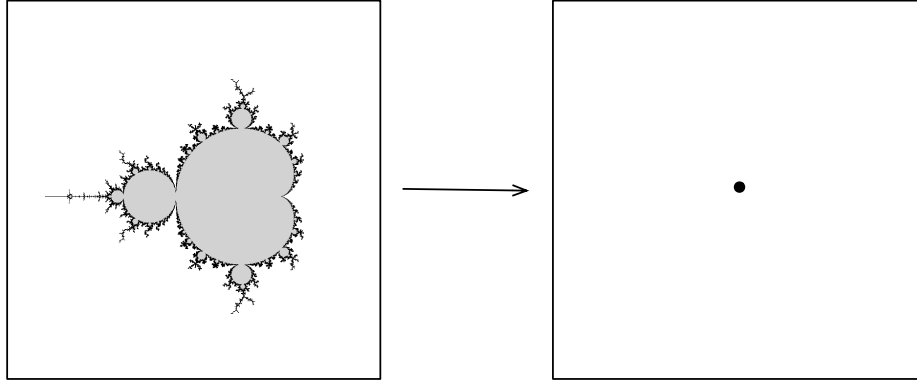


FIGURE 1.1. For $d = 2$, the moduli space \mathcal{M}_2 is isomorphic to the complex plane, as each conjugacy class is uniquely represented by polynomial $f(z) = z^2 + c$ for $c \in \mathbb{C}$. The connectedness locus \mathcal{C}_2 is the much-studied Mandelbrot set. The projection $\pi : \mathcal{M}_2 \rightarrow \mathcal{B}_2$ collapses the Mandelbrot set to a point and is one-to-one elsewhere.

and hence a flat conformal metric $|\partial G_f|$ with isolated singularities. We endow the space \mathcal{B}_d with the Gromov-Hausdorff topology on the metric spaces $(X(f), 2|\partial G_f|)$ equipped with the self-map $f : X(f) \rightarrow X(f)$; see §3. With respect to this topology, the space \mathcal{B}_d becomes a locally compact Hausdorff metrizable topological space. The shift locus \mathcal{S}_d consists of polynomials f for which all $d - 1$ critical points lie in $X(f)$. It forms an open subset of \mathcal{M}_d ; its image under π is dense in \mathcal{B}_d (Proposition 5.4).

Recall that a continuous map between topological spaces is *monotone* if it has connected fibers. Our main result is

Theorem 1.1. *The projection*

$$\pi : \mathcal{M}_d \rightarrow \mathcal{B}_d$$

is continuous, proper, and monotone. Furthermore, π is a homeomorphism on the shift locus.

The key part of Theorem 1.1 is the connectedness of fibers, which is already well known in certain important cases. The fiber over $(z^d, \mathbb{C} \setminus \overline{\mathbb{D}})$ is precisely the *connectedness locus* \mathcal{C}_d , the set of maps f with connected filled Julia set. The set \mathcal{C}_d is known to be cell-like (see [DH, Thm. 8.1] for a proof in degree 2, [BH1, Cor. 11.2] for degree 3, and [La, Ch. 9] for general degrees), thus connected. Our theorem gives an alternate proof of its connectedness. The other extreme is also well known: for a polynomial in the shift locus, the basin $X(f)$ is a rigid Riemann surface, so such a polynomial is uniquely determined by its basin dynamics. We exploit this rigidity in the proof of Theorem 1.1. In the course of the proof we show that the shift locus is connected (Corollary 6.2), a fact which we could not find explicitly stated elsewhere.

1.2. Topological conjugacy. It was observed in [McS, §8] that any two polynomials f, g which are topologically conjugate on their basins of infinity are in fact quasiconformally conjugate there. It follows that there is an (analytic) path of polynomials $g_t, 0 \leq t \leq 1$ such that (i) $g_0 = g$, (ii) g_t is quasiconformally conjugate on $X(g_t)$ to g on $X(g)$ for all $0 \leq t \leq 1$, and (iii) g_1 is conformally conjugate on $X(g_1)$ to f on $X(f)$, i.e. $\pi(g_1) = \pi(f)$. Since the fiber of π containing f is connected, we obtain the following corollary to Theorem 1.1:

Corollary 1.2. *Topological or quasiconformal conjugacy classes of basins $(f, X(f))$ are connected in \mathcal{M}_d .*

1.3. Model maps and sketch proof of Theorem 1.1. Except for the proof of monotonicity, the arguments in the proof are fairly standard. We record the data of the holomorphic 1-form ∂G_f on a basin of infinity $X(f)$. We use the associated Euclidean structure on the basin to define a Gromov-Hausdorff topology on \mathcal{B}_d . Continuity and properness of π follow from basic properties of G_f . We use the rigidity of basins to deduce that π is a homeomorphism on the shift locus.

To treat the monotonicity, we examine the Euclidean structure on a basin of infinity in pieces we call *models*: branched covers between translation surfaces which model the restriction of f to certain subsets of $X(f)$. We introduce spaces of models, consisting of all branched covers between abstract Riemann surfaces of a special type, and we study the topology of these spaces; via uniformization they may be viewed as subsets of a space of polynomials.

The idea of the proof of monotonicity in Theorem 1.1 is the following. For each f , the Green's function $G_f : X(f) \rightarrow (0, \infty)$ is harmonic and satisfies $G_f(f(z)) = d \cdot G_f(z)$. For $t > 0$, let $X_t(f) = \{z : G_f(z) > t\}$. Then $f : X_t(f) \rightarrow X_{d \cdot t}(f) \subset X_t(f)$, and we may consider the restriction $f|_{X_t(f)}$ up to conformal conjugacy.

For each $f \in \mathcal{M}_d$ and $t > 0$, we define

$$\mathcal{B}(f, t) = \{g \in \mathcal{M}_d : (g, X_t(g)) \text{ is conformally conjugate to } (f, X_t(f))\}.$$

The fiber of π containing f may be expressed as the nested intersection $\bigcap_{t>0} \mathcal{B}(f, t)$. We shall show that $\mathcal{B}(f, t)$ is connected for all (suitably generic) t . The intersection of $\mathcal{B}(f, t)$ with the shift locus contains a distinguished subset

$$\mathcal{S}(f, t) = \{g \in \mathcal{B}(f, t) : G_g(c) \geq t \text{ for all critical points } c \text{ of } g\}.$$

We show that the space $\mathcal{S}(f, t)$ is connected by proving that it is homeomorphic to (the finite quotient of) a product of finitely many connected spaces of models. We construct paths from points in $\mathcal{B}(f, t)$ to $\mathcal{S}(f, t)$ by “pushing up” the critical values; to do this formally, we define the process of *gluing* new models into the basin of infinity. We deduce the connectedness of $\mathcal{B}(f, t)$ from that of $\mathcal{S}(f, t)$.

In fact, the proof of monotonicity of π begins like the known proof of connectedness of the locus \mathcal{C}_d . When f has connected Julia set, the set $\mathcal{B}(f, t)$ coincides

with

$$\mathcal{B}(t) = \{g \in \mathcal{M}_d : G_g(c) \leq t \text{ for all critical points } c \text{ of } g\}$$

for every $t > 0$. It follows from [BH1, Cor. 11.2] and [La, Ch. 9] that $\mathcal{B}(t)$ is topologically a closed ball, and its boundary $S(t) = \{g : \max_c G_g(c) = t\}$ is a topological sphere. The connectedness locus is the nested intersection $\mathcal{C}_d = \bigcap_t \mathcal{B}(t)$, showing that \mathcal{C}_d is cell-like. By contrast, for general f , the topology of $\mathcal{B}(f, t)$ depends on f and can change as t decreases.

1.4. Rigidity and other remarks. Intuitively, one might expect that the fibers of $\pi : \mathcal{M}_d \rightarrow \mathcal{B}_d$ are identified with products of connectedness loci \mathcal{C}_{d_i} of degrees $d_i \leq d$, each of which is connected. That is, the affine conjugacy class of a polynomial f should be determined by the conformal conjugacy class of its restriction $(f, X(f))$ together with a finite amount of “end-data”: the restriction of f to non-trivial periodic components of the filled Julia set $K(f)$. It is easily seen to hold in degree 2, and it follows in degree 3 by the results of Branner and Hubbard in [BH1], [BH2, §9], where every fiber of π in \mathcal{M}_3 is either a point, a copy of the Mandelbrot set \mathcal{C}_2 , or the full connectedness locus \mathcal{C}_3 . However, discontinuity of straightening should imply that this intuitive expectation fails in higher degrees; see [In].

As observed above, for maps f in the shift locus the basin of infinity is a rigid Riemann surface: up to postcomposition with affine maps, there is a unique conformal embedding $X(f) \hookrightarrow \mathbb{C}$. Consequently, the restricted conformal dynamical system $f : X(f) \rightarrow X(f)$ determines the affine conjugacy class of $f : \mathbb{C} \rightarrow \mathbb{C}$. So the projection $\pi : \mathcal{M}_d \rightarrow \mathcal{B}_d$ is a bijection on the shift locus. In order for $X(f)$ to be rigid, the filled Julia set $K(f)$ must be a Cantor set. Following partial results in [BH2, §5.4] and [Em], a converse has been established in [Z] and [YZ]. That is, if $K(f)$ is a Cantor set, then the restriction $f : X(f) \rightarrow X(f)$ uniquely determines the conformal conjugacy class of f . It follows that the projection $\pi : \mathcal{M}_d \rightarrow \mathcal{B}_d$ is a bijection on the full Cantor locus in \mathcal{M}_d . It is not known whether $X(f)$ is always a rigid Riemann surface when $K(f)$ is a Cantor set.

The set $\mathcal{S}(f, t)$ (introduced in §1.3) has been studied by other authors in the special case when all critical points of f have escape rate equal to t . In this case, the set $\mathcal{S}(f, t)$ is a set $\mathcal{G}(t)$ independent of f ; it is the collection of polynomials in \mathcal{M}_d where all critical points escape at the same rate t . Further, the set $\mathcal{G}(t)$ is homeomorphic to a finite quotient of the compact, connected space of degree d *critical orbit portraits* [Ki, Lemma 3.25]. The set $\mathcal{G}(t)$ is equipped with a natural measure μ inherited from the external angles of critical points. The Branner-Hubbard *stretching* operation deforms a polynomial in the escape locus along a path accumulating on the connectedness locus. For μ -almost every point of $\mathcal{G}(t)$, this path has a limit, and the measure μ pushes forward to the natural bifurcation measure supported in the boundary of the connectedness locus [DF, Thm. 7.20].

As described above, we use spaces of models to describe the structure of our sets $\mathcal{S}(f, t)$. In a sequel to this article, we give alternative descriptions of spaces of models in terms of *branched coverings of laminations*. In this way, spaces of models may be viewed as a generalization of the space of critical portraits. Using this extra combinatorial structure, we address in [DP2] the classification, presently unknown, of the countable set of globally structurally stable conjugacy classes in the shift locus.

1.5. Outline. In section 2 we summarize background from polynomial dynamics. In section 3 we define the Gromov-Hausdorff topology on \mathcal{B}_d and prove that the projection π is continuous and a homeomorphism on the shift locus. In section 4 we develop the theory of model surfaces and model maps. In section 5, the connectedness of $\mathcal{S}(f, t)$ is proved, and in section 6 it is applied to complete the proof of Theorem 1.1.

1.6. Acknowledgement. We would like to thank Curt McMullen for his helpful suggestions, and Hiroyuki Inou, Chris Judge, and Yin Yongcheng for useful conversations. We are especially grateful to the anonymous referee for numerous and detailed comments.

2. SPACES OF POLYNOMIALS

In this section we introduce the moduli spaces \mathcal{M}_d and give some background on polynomial dynamics.

2.1. Polynomial dynamics. Let f be a complex polynomial of degree $d \geq 2$. The filled Julia set

$$K(f) = \{z : \text{the sequence } f^n(z) \text{ is bounded}\}$$

is compact, and its complement $X(f) = \mathbb{C} \setminus K(f)$ is open and connected. For $t \in [0, \infty)$ define $\log^+(t) = \max\{0, \log t\}$. The function

$$G_f : \mathbb{C} \rightarrow [0, \infty)$$

given by

$$G_f(z) = \lim_{n \rightarrow \infty} \frac{1}{d^n} \log^+ |f^n(z)|$$

measures the rate at which the point z escapes to infinity under iteration of f . It vanishes exactly on $K(f)$, is harmonic on $X(f)$, and on all of \mathbb{C} it is continuous, subharmonic, and satisfies the functional equation $G_f(f(z)) = d \cdot G_f(z)$ (see e.g. [Mi, §18]).

For $t > 0$, we define

$$X_t(f) = \{z : G_f(z) > t\}, \quad Y_t(f) = \{z : t \leq G_f(z) \leq 1/t\},$$

and we set

$$M(f) = \max\{G_f(c) : f'(c) = 0\}, \quad m(f) = \min\{G_f(c) : f'(c) = 0\}.$$

2.2. Monic and centered polynomials. Every polynomial

$$f(z) = a_d z^d + a_{d-1} z^{d-1} + \cdots + a_0,$$

with $a_i \in \mathbb{C}$ and $a_d \neq 0$, is conjugate by an affine transformation $A(z) = az + b$ to a polynomial which is monic ($a_d = 1$) and centered ($a_{d-1} = 0$). The monic and centered representative is not unique, as the space of such polynomials is invariant under conjugation by $A(z) = \zeta z$ where $\zeta^{d-1} = 1$. In this way, we obtain a finite branched covering

$$\mathcal{P}_d \rightarrow \mathcal{M}_d$$

from the space $\mathcal{P}_d \simeq \mathbb{C}^{d-1}$ of monic and centered polynomials to the moduli space \mathcal{M}_d of conformal conjugacy classes of polynomials. Thus, \mathcal{M}_d has the structure of a complex orbifold of dimension $d - 1$. The functions $M(f)$ and $m(f)$ are continuous and invariant under affine conjugation, and $M(f)$ is proper [BH1, Prop. 3.6]. As a function of f and of z , $G_f(z)$ can be expressed as a locally uniform limit of the pluriharmonic functions $\log |f^n(z)|$ where $G_f(z) > 0$; therefore, $G_f(z)$ is pluriharmonic on the locus in \mathcal{P}_d where $G_f(z) > 0$; see the proof of [BH1, Prop. 1.2].

It is sometimes convenient to work in a space with marked critical points. Let $\mathcal{H} \subset \mathbb{C}^{d-1}$ denote the hyperplane given by $\{(c_1, \dots, c_{d-1}) : c_1 + \cdots + c_{d-1} = 0\}$. Then the map

$$\rho : \mathcal{H} \times \mathbb{C} \rightarrow \mathcal{P}_d$$

given by

$$(2.1) \quad \rho(c_1, \dots, c_{d-1}; a)(z) = \int_0^z d \cdot \prod_{i=1}^{d-1} (\zeta - c_i) d\zeta + a$$

gives a polynomial parameterization of \mathcal{P}_d by the location of the critical points and the image of the origin. Setting

$$\mathcal{P}_d^\times = \mathcal{H} \times \mathbb{C},$$

we refer to \mathcal{P}_d^\times as the space of *critically marked* polynomials.

2.3. External rays and angles. Fix a monic and centered polynomial f of degree $d > 1$. Near infinity, there is a conformal change of coordinates which conjugates f to $z \mapsto z^d$. The local conjugating isomorphism is unique up to multiplication by a $(d - 1)$ st root of unity and is therefore uniquely determined if required to have derivative 1 at infinity (see e.g. [BH1, Prop. 1.4]). It extends to an isomorphism

$$\varphi_f : \{G_f > M(f)\} \rightarrow \{z \in \mathbb{C} : |z| > e^{M(f)}\}$$

called the *Böttcher map*, satisfying $G_f = \log |\varphi_f|$. For each fixed $\theta \in \mathbb{R}/2\pi\mathbb{Z}$, the preimage under φ_f of the ray $\{re^{i\theta} : r > e^{M(f)}\}$ is called the *external ray of angle*

θ for f . There are exactly $d - 1$ *fixed* external rays mapped to themselves under f ; their arguments are asymptotic to $2\pi k/(d - 1)$ near infinity for $k = 0, \dots, d - 2$.

On $\{|z| > e^{M(f)}\}$, for each angle θ , the external ray of angle θ coincides with a gradient flow line of G_f . This ray can be extended uniquely to all radii $r > 1$ provided that when flowing downward, the trajectory does not meet any of the critical points of G_f , i.e. critical points of f or any of their iterated inverse images. It follows that for all but countably many θ , the external ray of angle θ admits such an extension, i.e. is *nonsingular*. We see then that the external rays of f define a singular *vertical foliation* on $X(f)$ which is orthogonal to the singular *horizontal foliation* defined by the level sets of G_f . These foliations coincide with the vertical and horizontal foliations associated to the holomorphic 1-form

$$\omega_f = 2i \partial G_f$$

on $X(f)$. We will exploit this point of view further in the next section.

We emphasize that, by definition, \mathcal{M}_d is a quotient of \mathcal{P}_d by the cyclic group of order $d - 1$ acting by conjugation via rotations of the plane centered at the origin. Therefore, given an element of \mathcal{M}_d , it defines a conjugacy class of a dynamical system on a Riemann surface isomorphic to the plane, and it defines an identification of this surface with the plane, up to this rotational ambiguity. Thus, given an element of \mathcal{M}_d , together with a choice of fixed external ray, there is a unique such identification sending this chosen fixed external ray to the external ray whose asymptotic argument is zero.

2.4. Critical values. Throughout this work, we will make implicit use of the following fact, which is easily proved using the Riemann-Hurwitz formula. If $f : \mathbb{C} \rightarrow \mathbb{C}$ is a nonconstant polynomial and $D \subset \mathbb{C}$ is a bounded Jordan domain whose boundary is disjoint from the critical values of f , then $f^{-1}(D)$ is a finite union of Jordan domains, the restriction $f : f^{-1}(D) \rightarrow D$ is a proper branched covering of degree $\deg(f)$, and $f^{-1}(D)$ consists of a single component if and only if D contains all critical values of f .

The following two lemmas have nothing to do with dynamics and will be used in the proof of the connectedness and compactness of the space of local models (§4.8). The proof of Lemma 2.1 is a non-dynamical version of the proof in [BH1, Prop. 3.6] showing properness of $f \mapsto M(f)$.

Lemma 2.1. *Let $\tilde{\nu} : \mathcal{P}_d^\times \rightarrow \mathbb{C}^{d-1}$ be the map sending a critically marked polynomial to its ordered list of critical values and $\nu : \mathcal{P}_d \rightarrow \mathbb{C}^{d-1}/S_{d-1} \simeq \mathbb{C}^{d-1}$ the map sending a polynomial to its unordered set of critical values. Then $\tilde{\nu}$ and ν are proper. Moreover, $\tilde{\nu}$ is a polynomial map, and has the property that any path in the codomain can be lifted (not necessarily uniquely) to a path in the domain.*

Proof. Equation (2.1) shows the map $\tilde{\nu}$ is polynomial. Fix $R > 0$. Suppose $f(z) = z^d + a_{d-2}z^{d-2} + \dots + a_1z + a_0$ belongs to \mathcal{P}_d^\times and the critical values of f lie in D_R . There is a unique univalent analytic map $\psi_f : \mathbb{C} \setminus D_{R^{1/d}} \rightarrow \mathbb{C}$ tangent to the identity at infinity and satisfying $f \circ \psi_f(w) = w^d$. By the Koebe 1/4-theorem, $\psi_f(\mathbb{C} \setminus D_{R^{1/d}}) \supset \mathbb{C} \setminus D_{4R^{1/d}}$, so the critical points of f are contained in $D_{4R^{1/d}}$. It follows that the coefficients a_{d-2}, \dots, a_1 are bounded in modulus by a constant $C_1(R)$. Since in addition f is assumed monic, the map f is Lipschitz on $D_{4R^{1/d}}$ with constant $C_2(R)$, so the image $f(D_{4R^{1/d}})$ has diameter less than a constant $C_3(R)$. Since the critical values of f lie in D_R , the image $f(D_{4R^{1/d}})$ meets D_R , and so $|a_0| = |f(0)|$ is bounded by a constant $C_4(R)$ as well. Hence $\tilde{\nu}$ and ν are proper. The final assertion about path lifting is well-known; see [GR, §III.B]. \square

Lemma 2.2. *Let C be any compact and path-connected subset of \mathbb{C} . The subset of \mathcal{P}_d with all critical values in C is compact and path-connected.*

Proof. Consider the diagram

$$\begin{array}{ccc} \mathcal{P}_d^\times & \xrightarrow{\tilde{\nu}} & \mathbb{C}^{d-1} \\ \rho \downarrow & & \downarrow \\ \mathcal{P}_d & \xrightarrow{\nu} & \mathbb{C}^{d-1}/S_{d-1} \end{array}$$

The right-hand vertical map is proper, and Lemma 2.1 implies the horizontal maps are proper, so the compactness conclusion holds.

Fix now $v \in C$. There is a unique monic and centered polynomial with a single critical value at v of multiplicity $d - 1$. It is $f_1(z) = z^d + v$. For any other f with all critical values in C , we can construct a path to f_1 . Let $(v_1, \dots, v_{d-1}) \in \mathbb{C}^{d-1}$ be a labelling of the critical values of f (listed with multiplicity). Choose a continuous deformation of these points $v_i(t) \in C$ for $t \in [0, 1]$ so that

- (i) $v_i(0) = v_i$ for all i ,
- (ii) $v_i(1) = v$ for all i .

By Lemma 2.1 the motion of labelled critical values can be lifted under $\tilde{\nu}$; it can then be projected under ρ to obtain a path from f to f_1 for which the corresponding maps all have critical values lying in C . Hence this set of polynomials is path-connected. \square

3. RESTRICTING TO THE BASIN OF INFINITY

Recall that \mathcal{B}_d denotes the space of conformal conjugacy classes of $(f, X(f))$. Here we introduce the *Gromov-Hausdorff topology* on \mathcal{B}_d and begin the analysis of the restriction map

$$\pi : \mathcal{M}_d \rightarrow \mathcal{B}_d.$$

We prove the continuity of π and show that it is a homeomorphism on the shift locus in \mathcal{M}_d .

3.1. The conformal metric $|\omega|$ on the basin of infinity. Fix a polynomial f of degree $d \geq 2$. On its basin of infinity $X(f)$, recall that G_f denotes the harmonic escape rate function and

$$\omega_f = 2i \partial G_f$$

the corresponding holomorphic 1-form, so that $|\omega_f|$ is the associated singular flat conformal metric. In this way, the pair $(X(f), \omega_f)$ becomes a horizontal translation surface with height function G_f . Note that the height $G_f(z)$ of any point $z \in X(f)$ coincides with its $|\omega_f|$ -distance to the lower ends of $X(f)$. Recall that

$$M(f) = \max\{G_f(c) : f'(c) = 0\}$$

denotes the maximal critical height of f and

$$m(f) = \min\{G_f(c) : f'(c) = 0\}$$

the minimal critical height.

The zeros of ω_f coincide with the critical points of f in $X(f)$ and all of their preimages by the iterates f^n . The neighborhood $\{z : G_f(z) > M(f)\}$ of infinity is isometric to a half-infinite Euclidean cylinder of radius 1. In fact, if L is any horizontal leaf of ω_f at height c , and if the *level* of L is defined as the integer

$$(3.1) \quad l(L) = \min\{n \geq 0 : d^n c \geq M(f)\},$$

then the length of L is

$$\int_L |\omega_f| = \frac{\deg(f^{l(L)}|L)}{d^{l(L)}} 2\pi.$$

Further, if A is a connected component of $\{a < G_f < b\}$ which is topologically an annulus, then it is isometric to a cylinder of height $b - a$ and circumference $\int_L |\omega_f|$ for any horizontal leaf L in A .

On the basin of infinity, conformal and isometric conjugacies are the same thing.

Lemma 3.1. *Two polynomials f and g are conformally conjugate on their basins of infinity if and only if they are isometrically conjugate with respect to the conformal metrics $|\omega_f|$ and $|\omega_g|$. In particular, the escape rates of the critical points are isometric conjugacy invariants.*

Proof. If f and g are conformally conjugate, then the conjugacy sends ω_f to ω_g , and therefore their basins are isometrically conjugate. Conversely, the conformal metric $|\omega_f|$ determines the complex structure on $X(f)$, so an isometry must be a conformal isomorphism. \square

3.2. The topology of \mathcal{B}_d . We define here the *Gromov-Hausdorff topology* on the space of triples $(f, X(f), |\omega_f|)$ in \mathcal{B}_d . We will see that this topology is fine enough to guarantee that \mathcal{B}_d contains a homeomorphic copy of the shift locus \mathcal{S}_d , but is also coarse enough to guarantee that many natural maps and operations on \mathcal{B}_d are continuous.

Given a point of \mathcal{B}_d represented by $(X(f), f, |\omega_f|)$, a neighborhood basis consists of the collection of open sets $U_{t,\epsilon}(f) \subset \mathcal{B}_d$, where $\epsilon > 0$ and $1/t > M(f)$, defined as follows. Recall that

$$Y_t(f) = \{t \leq G_f(z) \leq 1/t\}.$$

Let $\rho_f(\cdot, \cdot)$ denote the distance function on $Y_t(f)$ induced by the conformal metric $|\omega_f|$ (since $Y_t(f)$ is convex, ρ_f coincides with the restriction of the length metric to $Y_t(f)$). Now suppose g is a polynomial with $1/t > M(g)$. An ϵ -conjugacy between $f|_{Y_t(f)}$ and $g|_{Y_t(g)}$ is a relation which is nearly the graph of an isometric conjugacy. That is, as a relation, it is a subset $\Gamma \subset Y_t(f) \times Y_t(g)$ such that

(1) **nearly surjective:**

- (a) for every $a \in Y_t(f)$, there exists a pair $(x, y) \in \Gamma$ such that $\rho_f(a, x) < \epsilon$,
- (b) for every $b \in Y_t(g)$, there exists a pair $(x, y) \in \Gamma$ such that $\rho_g(b, y) < \epsilon$,

(2) **nearly isometric:** if (x, y) and (x', y') are in Γ , then

$$|\rho_f(x, x') - \rho_g(y, y')| < \epsilon,$$

and

(3) **nearly conjugacy:** for each $(x, y) \in \Gamma$ such that $(f(x), g(y))$ lies in $Y_t(f) \times Y_t(g)$, there exists $(x', y') \in \Gamma$ such that $\rho_f(x', f(x)) < \epsilon$ and $\rho_g(y', g(y)) < \epsilon$.

The set $U_{t,\epsilon}(f)$ consists of all triples $(g, X(g), |\omega_g|)$ for which $1/t > M(g)$ and for which there is an ϵ -conjugacy between $f|_{Y_t(f)}$ and $g|_{Y_t(g)}$.

Remark: If $1/t > M(f)$ then by Böttcher's theorem the restriction $f|_{\{G_f > 1/t\}}$ is holomorphically conjugate to the restriction of $z \mapsto z^d$ acting on $\{\log |z| > 1/t\}$. Hence if f, g are any two polynomials of degree d and $1/t > \max\{M(f), M(g)\}$, then the restrictions $f|_{\{G_f > 1/t\}}$ and $g|_{\{G_g > 1/t\}}$ are holomorphically conjugate. The set of such conjugacies is naturally identified with the group of isometric automorphisms of $f|_{\{G_f > 1/t\}}$, which is the group generated by the rigid rotation of order $d-1$. It follows that if in addition f, g are ϵ -conjugate via a relation $\Gamma \subset Y_t(f) \times Y_t(g)$, then there is an extension of Γ to a relation on $X_t(f) \times X_t(g)$ which gives an ϵ -conjugacy from f to g : an ϵ -conjugacy must send a point on $\{G_f = 1/t\}$ with external angle θ that is fixed under $t \mapsto d \cdot t \bmod 2\pi$ to a point which is ϵ -close to a point θ' whose external angle is also so fixed; the extension is given by the unique rotation sending θ to θ' .

For $t > 0$ let

$$\mathcal{B}_{d,t} = \{(X_t(f), f, |\omega_f|) : f \in \mathcal{M}_d\} / \sim$$

where $f \sim g$ if there is a holomorphic isomorphism $h : X_t(f) \rightarrow X_t(g)$ such that $h \circ f = g \circ h$; we denote by $\pi_t : \mathcal{M}_d \rightarrow \mathcal{B}_{d,t}$ the corresponding projection.

We equip $\mathcal{B}_{d,t}$ with the analogous Gromov-Hausdorff topology: given f , a neighborhood basis is given by sets $V_{s,\epsilon}$, where $\epsilon > 0$ and $1/s > \max\{1/t, M(f)\}$; the set $V_{s,\epsilon}$ consists of all triples $(g, X_t(g), |\omega_g|)$ for which there is an ϵ -conjugacy from $f|_{X_t(f)}$ to $g|_{X_t(g)}$. By construction, the projection π_t factors as a composition of π with the natural projection $\mathcal{B} \rightarrow \mathcal{B}_{d,t}$.

Lemma 3.2. *The projection π is continuous, surjective, and proper; the projection $\mathcal{B}_d \rightarrow \mathcal{B}_{d,t}$ induced by π_t is continuous and surjective.*

Proof. Surjectivity holds by definition. If $f_k \rightarrow f$ in \mathcal{M}_d , then there are polynomial representatives which converge uniformly on compact subsets of \mathbb{C} , and the escape-rate functions G_{f_k} converge to G_f by [BH1, Proposition 1.2]. Fix $t > 0$ with $1/t > M(f)$, so that $1/t > M(f_k)$ for all sufficiently large k . The compact sets $Y_t(f_k)$ converge to $Y_t(f)$ in the Hausdorff topology on compact subsets of \mathbb{C} , and the action of f_k on $Y_t(f_k)$ converges to that of f on $Y_t(f)$ (with respect to the Euclidean metric on \mathbb{C}). Moreover, the escape-rate functions G_{f_k} and G_f are harmonic near the sets $Y_t(f), Y_t(f_k)$, so uniform convergence implies also the convergence of their derivatives. Therefore, the 1-forms ω_{f_k} on $Y_t(f_k)$ converge to ω_f on $Y_t(f)$ and so the conformal metrics $|\omega_{f_k}|$ on $Y_t(f_k)$ converge to the conformal metric $|\omega_f|$ on $Y_t(f)$. More precisely: let Γ_k be the graph of the identity map on $Y_t(f_k) \cap Y_t(f)$, regarded as a relation on $Y_t(f_k) \times Y_t(f)$. For all large enough k , the graph Γ_k defines an ϵ -conjugacy between $f_k|_{Y_t(f_k)}$ and $f|_{Y_t(f)}$, and as remarked above it extends to an ϵ -conjugacy between $f_k|_{X_t(f_k)}$ and $f|_{X_t(f)}$. Therefore π and π_t are continuous. Properness of the map π follows from the known fact that $f \mapsto M(f)$ is proper [BH1, Prop. 3.6]. \square

Lemma 3.3. *The spaces \mathcal{B}_d and $\mathcal{B}_{d,t}$ equipped with the Gromov-Hausdorff topology are Hausdorff, locally compact, second-countable, and metrizable. Moreover, \mathcal{B}_d is homeomorphic to the quotient space of \mathcal{M}_d obtained by identifying the fibers of π to points.*

Proof. A standard application of the definitions and a diagonalization argument shows that \mathcal{B}_d is Hausdorff. By definition, the topology is first-countable. By [Da, Thm. 5, p. 16] it follows that the Gromov-Hausdorff and quotient topologies coincide. Local compactness follows from continuity and properness of the projection π . Metrizability follows from [Da, Prop. 2, p. 13] and second-countability follows. \square

3.3. The shift locus and rigid Riemann surfaces. Recall that the shift locus \mathcal{S}_d is the collection of polynomials in \mathcal{M}_d where all critical points escape to ∞ under iteration.

A planar Riemann surface X is *rigid* if a holomorphic embedding $X \hookrightarrow \hat{\mathbb{C}}$ is unique up to postcomposition with conformal automorphisms of $\hat{\mathbb{C}}$. Equivalently, the

complement of X in $\hat{\mathbb{C}}$ has absolute area zero; that is, the spherical area of $\hat{\mathbb{C}} \setminus X$ is 0 under any holomorphic embedding. Further, an absolute area zero subset of the plane is removable for locally bounded holomorphic functions with finite Dirichlet integral [AS, §IV.4]. In particular, if the complement of $X \subset \mathbb{C}$ has absolute area zero, then any proper holomorphic degree d self-map $X \rightarrow X$ extends uniquely to a degree d rational function $\hat{\mathbb{C}} \rightarrow \hat{\mathbb{C}}$. In [Mc, §2.8], McMullen showed that an open subset $X \subset \mathbb{C}$ is rigid if it satisfies the *infinite-modulus condition*: for each $n \in \mathbb{N}$, there is a finite union of disjoint unnnested annuli $E_n \subset X$, contained in the bounded components of $\mathbb{C} \setminus E_{n-1}$, such that for each nested sequence of connected components $\{A_n \subset E_n\}_n$, we have $\sum_n \text{mod } A_n = \infty$, and the nested intersection of the bounded components of $\hat{\mathbb{C}} \setminus E_n$ is precisely $\mathbb{C} \setminus X$.

Though it has not previously been stated in quite this way, the proof of the following lemma is well-known (see e.g. [BDK, Lemma 3.2], [BH2, §5.4], [Br, Remark, p. 423], [Mc, §2.8]).

Lemma 3.4. *The projection π is a homeomorphism on the shift locus \mathcal{S}_d .*

Proof. When f is in the shift locus, it is easy to see that the basin $X(f)$ satisfies the infinite-modulus condition. Consider an annulus $A = \{a < G_f(z) < b\}$ with $M(f) < a < b < d \cdot M(f)$ and disjoint from the critical orbits. Since f is in the shift locus, the iterated preimages of this annulus map with uniformly bounded degree onto A . Hence each such preimage has modulus at least $m > 0$. It follows that there is a unique embedding of $X(f)$ into $\hat{\mathbb{C}}$, up to an affine transformation, sending infinity to infinity. Furthermore, the complement $\hat{\mathbb{C}} \setminus X(f)$ is removable for f , so $f : X(f) \rightarrow X(f)$ extends uniquely to a rational map $f : \hat{\mathbb{C}} \rightarrow \hat{\mathbb{C}}$ which is totally ramified at infinity. In other words, up to affine conjugacy, we can reconstruct the polynomial $f : \mathbb{C} \rightarrow \mathbb{C}$ from its restriction $f : X(f) \rightarrow X(f)$.

Lemma 3.2 implies that π is a continuous bijection on the shift locus. The image is Hausdorff, and the domain is locally compact. It follows that the map π is a local homeomorphism and therefore a global homeomorphism since π is proper. \square

4. MODELS OF A POLYNOMIAL BRANCHED COVER

In this section, we depart from the setting of polynomial dynamics and work in the context of branched coverings. We introduce model surfaces and model maps, designed to represent restrictions of a polynomial to its basin of infinity.

4.1. Translation surfaces and horizontal surfaces. Let X be a Riemann surface, possibly with boundary, and ω a holomorphic 1-form on X . Away from the zeros of ω , the collection of locally defined functions of the form $\psi(z) = \int_{z_0}^z \omega$ provide a compatible atlas of charts into \mathbb{C} . The ambiguity in the definition of these charts is

a complex translation. It follows that away from the zeros of ω , the length element $|\omega|$ defines a flat Riemannian conformal metric, and this metric extends to a length metric on X with conical singularities at the zeros of ω . Conversely, given an atlas $\{(U, \psi_U)\}$ on a Riemann surface where the overlap maps between charts differ by translations, the 1-form ω on X defined by $\omega = \psi_U^*(dz)$ is globally well-defined. We call such a pair (X, ω) a *translation surface*.

A translation surface has natural *horizontal and vertical foliations* given by the inverse images of horizontal and vertical lines under the above defined local charts. These foliations have singularities at the zeros of ω . At a zero of multiplicity k , the metrical has a conical singularity with total angle $2\pi(k+1)$.

A *horizontal translation surface* is a translation surface (X, ω) for which the overlap maps between charts are translations of the form $z \mapsto z + c$, $c \in \mathbb{R}$. On such a surface, there is a globally defined harmonic *height function* $G_X : X \rightarrow \mathbb{R}$, well-defined up to an additive constant, given by

$$G_X(x) = \int_{x_0}^x \text{Im } \omega.$$

The connected components of its level sets are the leaves of the horizontal foliation.

4.2. Model surfaces and local model surfaces. In our applications, we will only encounter horizontal translation surfaces with additional properties. We single them out as follows. A *model surface* is a connected horizontal translation surface (X, ω, C_X) with a distinguished *core* $C_X \subset X$ satisfying the following properties:

- X is planar (genus 0);
- the image of the height function $G_X : X \rightarrow \mathbb{R}$ is an interval (a, b) with $-\infty \leq a < b \leq \infty$, and for all $c \in (a, b)$ the level sets of the height function G_X are compact and have constant length $\int_{\{G_X=c\}} |\omega| = 2\pi$;
- the core C_X is of the form $G_X^{-1}[c_0, c_1]$ where $a < c_0 \leq c_1 < b$, and it contains all of the singular leaves of the horizontal foliation on X ;
- for all $c \geq c_1$, the level set $\{G_X = c\}$ is connected.

It follows (see §4.3) that $X \setminus C_X$ is a disjoint union of annuli, the *outer annulus* $G_X^{-1}(c_1, b)$ and the finitely many *inner annuli* with union equal to $G_X^{-1}(a, c_0)$.

A *local model surface* is a model surface (X, ω, C_X) such that C_X consists of a single leaf of the horizontal foliation.

Two model surfaces (X, ω, C_X) and (Y, η, C_Y) are *isomorphic* if there is a conformal isomorphism $f : X \rightarrow Y$ such that $\omega = f^*(\eta)$ and $f^{-1}(C_Y) = C_X$.

4.3. Example: local model surfaces without singular leaves. Suppose (X, ω, L_X) is a local model surface, and the core L_X is a single leaf without singularities. Then X is foliated by horizontal leaves of constant length 2π , so the metric space $(X, |\omega|)$ is a Euclidean cylinder of circumference 2π and height $h \in (0, \infty]$. For a suitable

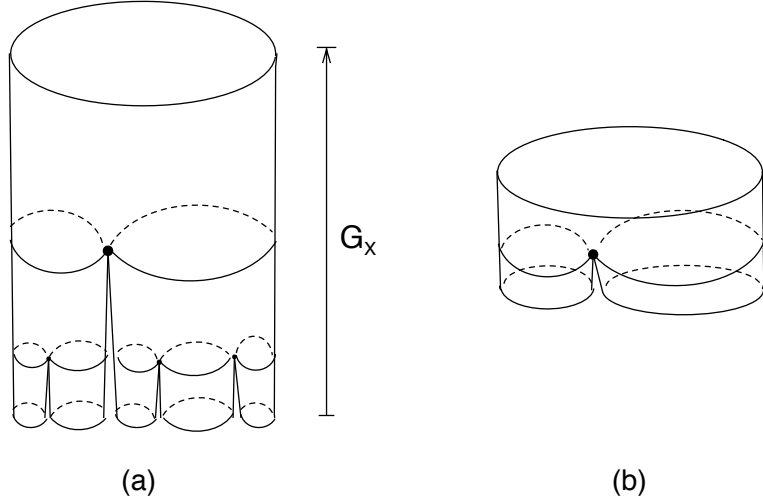


FIGURE 4.1. (a) A model surface and (b) a local model surface.

choice of positive real constant c , the map $\varphi : X \rightarrow \mathbb{C}$ given by $x \mapsto c \cdot \exp(-i \int_{x_0}^x \omega)$ defines an isomorphism of horizontal translation surfaces $(X, \omega) \rightarrow (Y, i \frac{dz}{z})$ where Y is exactly one of the following subsets of the plane:

- (1) $\{0 < |z| < \infty\}$,
- (2) (a) $\{0 < |z| < 1\}$ or (b) $\{1 < |z| < \infty\}$, or
- (3) $\{1 < |z| < e^h\}$ if $h < \infty$;

In case (1), any two choices of core leaf L_X yield isomorphic local model surfaces. In case (2), let c denote the height of L_X . The distance of the central leaf to the boundary (equivalently, the modulus of the annulus $\{G_X > c\}$ and $\{G_X < c\}$, for cases (a) and (b) respectively) provides a complete invariant for the isomorphism type of (X, ω, L_X) . In case (3), the modulus of the annulus is $h/2\pi$. The modulus and the distance from the central leaf to the outer boundary component together provide such an invariant.

4.4. Example: polynomial pull-back. Fix $k \geq 1$, and real numbers $0 < r \leq R < \infty$. Let $A = \{z \in \mathbb{C} : r \leq |z| \leq R\}$. Let f be a polynomial of degree k such that all critical values lie in $A \cup \{0\}$. Let $X = f^{-1}(\mathbb{C} \setminus \{0\})$, $\omega = i k^{-1} f^*(dz/z)$, and $C_X = f^{-1}(A)$. Then (X, ω, C_X) is a model surface. Writing

$$f(z) = a \prod_j (z - q_j)^{m_j},$$

we have

$$\omega = i k^{-1} d(\log f(z)) = \frac{i}{k} \sum_j \frac{m_j}{z - q_j} dz.$$

In particular, ω is a meromorphic 1-form with only simple poles; it has residue $i m_j/k$ at each finite pole $q_j \in \mathbb{C}$; note $\sum_j m_j/k = 1$. When $r = R$, (X, ω, C_X) is a local model surface; the leaf C_X is singular if and only if f has a nonzero critical value.

4.5. Uniformizing the model surfaces. Fix a model surface (X, ω, C_X) and a point $x_0 \in X$ lying on a nonsingular vertical leaf. Suppose the height function G_X has image the interval (a, b) , where $-\infty \leq a < b \leq \infty$. Delete the vertical leaf through x_0 , and delete also the set of points in any singular vertical leaves at and below the heights of zeros of ω . The resulting subset of X is a connected and simply-connected domain W . The map $\psi : W \rightarrow \mathbb{C}$ given by $\psi(x) = \int_{x_0}^x \omega$, when post-composed with a real translation, defines an isomorphism from W onto a slit rectangular domain

$$R = \{\theta + ih : 0 < \theta < 2\pi, a < h < b\} - \Sigma$$

where Σ is a (possibly empty) finite collection of vertical segments

$$\Sigma = \bigcup_k \{\theta_k\} \times \{a < h \leq c_k\}$$

where each $c_k < b$. It follows that every model surface can be formed from such a slit rectangular domain R , identifying the left side of a slit with real part θ_k with the right side of slit with real part $\theta_{\sigma(k)}$ for some permutation σ on the set of slits. (The identification of vertical edges in R must satisfy some obvious planarity conditions which will be treated in more detail in a sequel to this paper.) Then $\omega = \psi^*(dz)$, so the conformal metric defined by ω is simply the pullback of the flat Euclidean metric under ψ .

Next, we describe how a model surface has another Euclidean incarnation, generalizing the polynomial pull-back examples of §4.4.

Lemma 4.1. *Every model surface (X, ω, C_X) embeds uniquely into a maximal local model surface whose underlying Riemann surface is isomorphic to a finitely punctured plane. By uniformization, the surface and 1-form is represented by*

$$\left(\mathbb{C} \setminus \{q_1, \dots, q_n\}, i \sum_j \frac{r_j}{z - q_j} dz \right)$$

for some finite set $\{q_1, \dots, q_n\}$ in \mathbb{C} and real numbers $r_j > 0$ such that $\sum r_j = +1$. Such a representation is unique up to an affine transformation $A \in \text{Aut } \mathbb{C}$.

Proof. The inner and outer annuli of (X, ω, C_X) can be extended to half-infinite cylinders, so that the height function takes all values in $(-\infty, \infty)$ and the 1-form extends uniquely to form a new model surface $(\widehat{X}, \omega, C_X)$ which is complete as a metric space. The ends of \widehat{X} are isomorphic to punctured disks. The complex structure extends over the punctures to yield a compact Riemann surface \overline{X} . Since X is assumed planar, \overline{X} is homeomorphic to the sphere, hence by the Uniformization Theorem is isomorphic

to the Riemann sphere $\hat{\mathbb{C}}$ via an isomorphism $\varphi : \hat{\mathbb{C}} \rightarrow \overline{X}$ taking infinity to the point at height $+\infty$. The isomorphism is unique up to precomposition with automorphisms of $\hat{\mathbb{C}}$ that fix ∞ .

The 1-form $\varphi^*\omega = M(z)dz$ is holomorphic on the complement in \mathbb{C} of a finite set $\{q_1, \dots, q_m\}$ of points corresponding to the images of the ends of \hat{X} . The inner and outer annuli of \hat{X} are each isometric to a half-infinite Euclidean cylinder of some circumference r_j . The map $\psi_j(x) = \exp(-2\pi i/r_j \int^x \omega)$ then provides an isomorphism (of horizontal translation surfaces) from this annulus to one of the types given in §4.3. It follows that $M(z)dz$ is meromorphic on $\hat{\mathbb{C}}$, the point at infinity is a simple pole with residue $-i$, and the points q_j are simple poles with residues ir_j satisfying $\sum_j r_j = 1$. \square

4.6. External angles. Suppose (X, ω, C_X) is a model surface, and let $e : \hat{X} \hookrightarrow \mathbb{C}$ be an embedding of the canonical extension given by Lemma 4.1. On the outer annulus of \hat{X} , each vertical leaf is nonsingular. For z large we have, since $\sum_j r_j = 1$, that

$$e_*(\omega) = i(1 + O(z^{-1})) \frac{dz}{z}.$$

Hence each vertical leaf has a limiting asymptotic argument, $\theta \in \mathbb{R}/2\pi\mathbb{Z}$, at infinity. Thus, once the embedding e has been chosen, one may speak meaningfully of the *external ray of angle θ* of a model surface (X, ω, C_X) . These angles coincide with the θ -coordinate of a suitable rectangular representation of (X, ω, C_X) as in §4.5.

4.7. Model maps. A *branched cover* of model surfaces

$$f : (Y, \eta, C_Y) \rightarrow (X, \omega, C_X)$$

is a holomorphic branched cover $f : Y \rightarrow X$ such that

$$\eta = \frac{1}{\deg f} f^*\omega$$

and $f^{-1}(C_X) = C_Y$. It follows that any critical values of f must lie in the core C_X and that the outer annulus of Y is mapped by a degree $\deg f$ covering map onto the outer annulus of X .

Two model maps $f : (Y, \eta, C_Y) \rightarrow (X, \omega, C_X)$ and $g : (Z, \nu, C_Z) \rightarrow (X, \omega, C_X)$ over the same base (X, ω, C_X) are *equivalent* if there exists an isomorphism of model surfaces i such that

$$\begin{array}{ccc} (Y, \eta, C_Y) & \xrightarrow{i} & (Z, \nu, C_Z) \\ & \searrow f \quad \swarrow g & \\ & (X, \omega, C_X) & \end{array}$$

commutes.

The proof of the following lemma is a straightforward application of the ideas in the proof of Lemma 4.1.

Lemma 4.2. *Via the embedding of Lemma 4.1 applied to both domain and range, every model map is the restriction of a polynomial which is unique up to affine changes of coordinates in domain and range.*

Note in particular that the number of critical values in X of a model map $f : (Y, \eta, C_Y) \rightarrow (X, \omega, C_X)$ is at most $(\deg f) - 1$.

4.8. Spaces of model maps. Fix a model surface (X, ω, C_X) and an embedding into \mathbb{C} , as in Lemma 4.1; thus X and C_X are regarded as subsets of \mathbb{C} . By Lemma 4.2, every model map over (X, ω, C_X) is the restriction of a polynomial; by precomposing with an automorphism of \mathbb{C} , we can assume that the polynomial is monic and centered. Via this representation, the set of equivalence classes of model maps over (X, ω, C_X) inherits a topology from the space of monic and centered polynomials.

In detail, let $\text{MM}_k(X, \omega, C_X)$ be the set of equivalence classes of model maps of degree k over (X, ω, C_X) . Fix an embedding

$$e : (X, \omega) \rightarrow \left(\mathbb{C} \setminus \{q_1, \dots, q_n\}, i \sum_j \frac{r_j}{z - q_j} dz \right)$$

as given by Lemma 4.1. Recall that e is uniquely determined up to postcomposition by an affine transformation. Let $C_X \subset \mathbb{C}$ denote as well the image of the set C_X under the embedding e . Let $\mathcal{P}_k(X, \omega, C_X)$ be the collection of monic and centered polynomials of degree k with all critical values contained in the set

$$C_X \cup \{q_1, \dots, q_n\}.$$

Note that the restriction on the location of the critical values implies that the preimage $p^{-1}(e(X))$ is connected for any p in $\mathcal{P}_k(X, \omega, C_X)$.

Lemma 4.3. *Restriction of polynomials defines a bijection*

$$\mathcal{P}_k(X, \omega, C_X) / \langle \zeta : \zeta^k = 1 \rangle \rightarrow \text{MM}_k(X, \omega, C_X)$$

where the k -th roots of unity act on polynomials by precomposition: $\zeta \cdot p(z) = p(\zeta z)$.

Proof. For each polynomial p in $\mathcal{P}_k(X, \omega, C_X)$, its restriction to the connected subset $p^{-1}(e(X))$ defines a model map

$$p : \left(p^{-1}(e(X)), \frac{1}{k} p^* \omega, p^{-1}(C_X) \right) \rightarrow (X, \omega, C_X)$$

of degree k . Precomposing p by a rotation of order k produces another element of $\mathcal{P}_k(X, \omega, C_X)$ which is clearly an equivalent local model. Surjectivity follows from Lemma 4.2, and injectivity follows from the uniqueness (up to conformal automorphism) of the extension in Lemma 4.2. \square

The bijection of Lemma 4.3 induces a topology on $\text{MM}_k(X, \omega, C_X)$, as a quotient space of the subset $\mathcal{P}_k(X, \omega, C_X)$ of \mathcal{P}_k , the space of all monic and centered polynomials of degree k . While the set $\mathcal{P}_k(X, \omega, C_X)$ depends on the choice of embedding e , the quotient sets $\text{MM}_k(X, \omega, C_X)$ are canonically homeomorphic for any two such choices. Indeed, suppose e_1 and e_2 are two embeddings and let $\mathcal{P}_k^{(1)}(X, \omega, C_X)$ and $\mathcal{P}_k^{(2)}(X, \omega, C_X)$ be the corresponding sets of polynomials. The composition $e_2 \circ e_1^{-1}$ extends to an affine automorphism $z \mapsto az + b$ of \mathbb{C} . It follows that $p(z) \in \mathcal{P}_k^{(1)}(X, \omega, C_X)$ if and only if $e_2 \circ e_1^{-1} \circ p(a^{-1/k}z) \in \mathcal{P}_k^{(2)}(X, \omega, C_X)$ for any choice of root $a^{-1/k}$.

Lemma 4.4. *Fix a model surface (X, ω, C_X) . The subset*

$$\text{MM}_k^{k-1}(X, \omega, C_X) \subset \text{MM}_k(X, \omega, C_X),$$

consisting of model maps represented by polynomials with all $k - 1$ critical values in C_X , is compact and path-connected. Any model map in $\text{MM}_k^{k-1}(X, \omega, C_X)$ sends an inner annulus by degree one onto its image.

Proof. Let S be the subset of $\mathcal{P}_k(X, \omega, C_X)$ consisting of polynomials with all $k - 1$ critical values in the compact and path-connected set C_X . By Lemma 2.2, S is compact and path-connected. By Lemma 4.3, the subset $\text{MM}_k^{k-1}(X, \omega, C_X)$ is homeomorphic to the quotient $S / \langle \zeta : \zeta^k = 1 \rangle$, hence is also compact and path-connected. The complement $X \setminus C_X$ is a disjoint union of annuli which neither meet nor surround critical values of the representing polynomial, so the final statement of the Lemma follows. \square

4.9. Pointed model surfaces and maps. Let (X, ω, C_X) be a model surface. A *pointed model surface* is a quadruple (X, x, ω, C_X) , where x is any point in the outer annulus of X . We consider pointed model maps

$$f : (Y, y, \eta, C_Y) \rightarrow (X, x, \omega, C_X),$$

i.e. model maps $f : (Y, \eta, C_Y) \rightarrow (X, \omega, C_X)$ such that $f(y) = x$. Two pointed model maps f, g with the same image are *equivalent* if there exists an isomorphism i of pointed local model surfaces such that

$$\begin{array}{ccc} (Y, y, \eta, C_Y) & \xrightarrow{i} & (Z, z, \nu, C_Z) \\ & \searrow f & \swarrow g \\ & (X, x, \omega, C_X) & \end{array}$$

commutes. We let $\text{MM}_k(X, x, \omega, C_X)$ denote the set of equivalence classes of these pointed model maps. As in the non-pointed case, the set can be topologized via an identification with monic and centered polynomials. Let $\mathcal{P}_k(X, \omega, C_X)$ be the set of monic and centered polynomials defined in §4.8. Compare the statement of the following lemma to that of Lemma 4.3.

Lemma 4.5. *Let (X, x, ω, C_X) be a pointed model surface. The canonical projection $\text{MM}_k(X, x, \omega, C_X) \rightarrow \text{MM}_k(X, \omega, C_X)$ factors through a bijection b such that the diagram*

$$\begin{array}{ccc} \text{MM}_k(X, x, \omega, C_X) & \xrightarrow{b} & \mathcal{P}_k(X, \omega, C_X) \\ \downarrow & & \downarrow \\ \text{MM}_k(X, \omega, C_X) & \xleftarrow{r} & \mathcal{P}_k(X, \omega, C_X) / \langle \zeta : \zeta^k = 1 \rangle \end{array}$$

commutes, where r is the restriction map of Lemma 4.3.

Proof. Fix an embedding

$$e : (X, \omega) \rightarrow \left(\mathbb{C} \setminus \{q_1, \dots, q_n\}, i \sum_j \frac{r_j}{z - q_j} dz \right)$$

so that the marked point x lies on a vertical leaf with external angle 0. For each element $f : (Y, y, \eta, C_Y) \rightarrow (X, x, \omega, C_X)$ of $\text{MM}_k(X, x, \omega, C_X)$, choose an extension of the domain so that the marked point y lies on a vertical leaf of external angle 0. This uniquely determines an element of $\mathcal{P}_k(X, \omega, C_X)$; denote this element by $b(f)$. If two pointed local model maps extend to the same polynomial, then they are clearly isomorphic, via an isomorphism which preserves the marked points; this proves injectivity of b . For surjectivity of b , note that the restriction of any element $p \in \mathcal{P}_k(X, \omega, C_X)$ to $p^{-1}(e(X))$ determines an element of $\text{MM}_k(X, x, \omega, C_X)$ with marked point chosen as the unique preimage of x on the external ray of angle 0. Consequently b is a bijection. The diagram commutes by construction. \square

The bijection b of Lemma 4.5 induces a topology on the set $\text{MM}_k(X, x, \omega, C_X)$, making the projection $\text{MM}_k(X, x, \omega, C_X) \rightarrow \text{MM}_k(X, \omega, C_X)$ continuous. The following is then an immediate consequence of Lemma 2.2:

Lemma 4.6. *Fix a pointed model surface (X, x, ω, C_X) . The subset*

$$\text{MM}_k^{k-1}(X, x, \omega, C_X) \subset \text{MM}_k(X, x, \omega, C_X),$$

consisting of pointed model maps with all $k - 1$ critical values C_X , is compact and path-connected. Any such model map sends an inner annulus by degree one onto its image.

In section 5, pointed models are used to keep track of external angles; a point in the outer annulus of X marks a unique vertical leaf in the foliation of ω .

4.10. Gromov-Hausdorff topology on a space of model maps. Let (X, x, ω, C_X) be a pointed model surface. In addition to the algebraic topology inherited as a subset of \mathcal{P}_k (see Lemma 4.5), the space of model maps $\text{MM}_k(X, x, \omega, C_X)$ also admits a natural Gromov-Hausdorff topology, as for polynomials on their basins of infinity; see §3.2. Two maps $f_j : (Y_j, y_j, \eta_j, C_j) \rightarrow (X, x, \omega, C_X)$, $j = 1, 2$ are called ϵ -close

if there is a relation $\Gamma \subset Y_1 \times Y_2$ containing (y_1, y_2) which is nearly surjective and nearly isometric on a neighborhood of the core $C_1 \times C_2$ (as in §3.2, with the obvious modifications) and with the condition of nearly conjugate replaced with the following. If $(y, y') \in \Gamma$, then $\rho_X(f_1(y), f_2(y')) < \epsilon$, where ρ_X is the distance function on X determined by $|\omega|$.

Lemma 4.7. *Let (X, x, ω, C_X) be a pointed model surface. The Gromov-Hausdorff and algebraic topologies on $\text{MM}_k(X, x, \omega, C_X)$ coincide.*

Proof. The arguments are similar to those used to prove continuity of $\pi : \mathcal{M}_d \rightarrow \mathcal{B}_d$. If two polynomials $f_1, f_2 \in \text{MM}_k(X, x, \omega, C_X)$ are close in the algebraic topology, then when uniformized they are close as elements of \mathcal{P}_k . The topology on \mathcal{P}_k is by coefficients; or equivalently, locally uniform convergence. Consequently, for any compact set K in $X \subset \mathbb{C}$, the subsets $f_i^{-1}(K)$ will be close as subsets of the plane. The f_i and their derivatives are uniformly close on K , so the 1-forms $f_i^*(\omega)$ will also be close. Consequently, f_1 and f_2 are Gromov-Hausdorff close.

By compactness of $\text{MM}_k(X, x, \omega, C_X)$ in the algebraic topology, it suffices to observe that f_1 and f_2 are equivalent as model maps if and only if they are isometrically conjugate on a neighborhood of their cores. This is clear because the 1-forms on the inner and outer annuli are determined by the core and local degree of the covering. \square

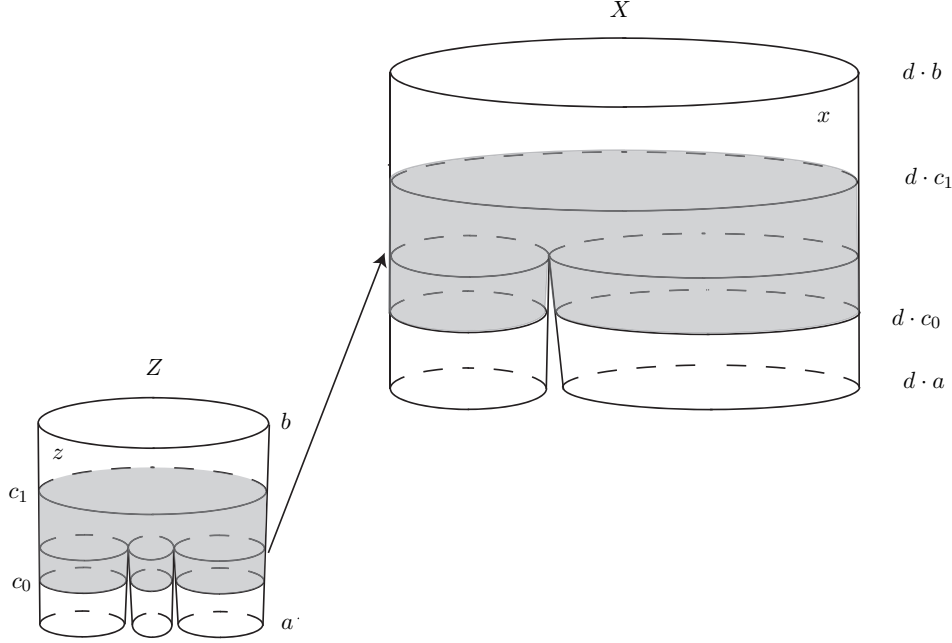
5. MODEL MAPS IN THE BASIN OF INFINITY

Let $f \in \mathcal{M}_d$. In this section we construct model surfaces and model maps in the basin of infinity of f . We define the gluing operation, where a piece of $f|X(f)$ is replaced by a new model map. We prove the continuity of the gluing operation, and we show that the set $\mathcal{S}(f, t) \subset \mathcal{M}_d$ is path-connected for every f and every $t > 0$.

5.1. Forming model surfaces from the basin of infinity. For any pair of real numbers $0 < a < b < \infty$, a connected component X of $\{a < G_f < b\}$ forms a model surface in the following way. There are only finitely many singular leaves in X . Let L be the highest singular leaf in X (or choose any leaf if there are no singular leaves). Let $c_1 = G_f(L)$ be the height of the leaf L and let l be the level of L , as defined in §3.1. Define

$$(5.1) \quad \omega_X = \frac{d^l}{\deg(f^l|L)} \omega_f = \frac{2\pi}{\int_L |\omega|} \omega_f.$$

Let c_0 be the smallest height of a singular leaf in X (or equal to the height of L if there are no singular leaves), and set $C_X = \{z \in X : c_0 \leq G_f(z) \leq c_1\}$. Then the triple (X, ω_X, C_X) is a model surface.

FIGURE 5.1. Model of f at height $[c_0, c_1]$.

5.2. Gluing in new model maps. Fix a polynomial $f \in \mathcal{M}_d$. Choose any pair of real numbers $0 < c_0 \leq c_1 < d \cdot c_0$. Here we specify a collection of pointed model maps which model the restriction of f to $G_f^{-1}[c_0, c_1] \subset X(f)$. Our goal is to define a process of extracting these models from the basin of f and gluing in new model maps.

Given $0 < c_0 \leq c_1 < d \cdot c_0$, there exist $0 < a < c_0 \leq c_1 < b$ so that each component Z_1, \dots, Z_r of the locus $\{a < G_f < b\}$ forms a model surface with core at height $[c_0, c_1]$. Let ω_{Z_i} be defined by equation (5.1) and let C_{Z_i} be the component of $G_f^{-1}[c_0, c_1]$ in Z_i ; the model surface is $(Z_i, \omega_{Z_i}, C_{Z_i})$.

Label the images $X_i = f(Z_i)$; note that we may have $X_i = X_j$ for $i \neq j$. For each i , form the model surface $(X_i, \omega_{X_i}, C_{X_i})$ where ω_{X_i} is defined by equation (5.1) and $C_{X_i} = f(C_{Z_i})$. The restriction of f defines a model map

$$f|_{Z_i} : (Z_i, \omega_{Z_i}, C_{Z_i}) \rightarrow (X_i, \omega_{X_i}, C_{X_i})$$

For each i , choose a point x_i in the outer annulus of X_i and let z_i be any preimage of x_i in Z_i . We thus obtain a family of pointed model maps

$$f|_{Z_i} : (Z_i, z_i, \omega_{Z_i}, C_{Z_i}) \rightarrow (X_i, x_i, \omega_{X_i}, C_{X_i})$$

See Figure 5.1. Let $k_i = \deg(f|_{Z_i})$.

We now define a sort of inverse procedure, which we call *gluing*. For each $i = 1, \dots, r$, choose any pointed model map

$$p_i : (Y_i, y_i, \eta_i, C_{Y_i}) \rightarrow (X_i, x_i, \omega_{X_i}, C_{X_i})$$

of degree k_i over the given base $(X_i, x_i, \omega_{X_i}, C_{X_i})$. The restrictions of p_i and of f_i to the outer annuli of Y_i and of Z_i , respectively, are covering maps of degree k_i onto the outer annulus of X_i . There is a unique conformal isomorphism identifying these annuli which sends y_i to z_i and pulls ω_{Z_i} back to η_i on the outer annulus. Via these identifications, we form a new Riemann surface

$$X_a := X_{c_1}(f) \cup \bigcup_{i=1}^r Y_i$$

The 1-form and height function extend to the surface X_a to yield a one-form $\tilde{\omega}$ and a height function $\tilde{G} : X_a \rightarrow \mathbb{R}$ with image equal to (a, ∞) . The map $f|_{X_{c_1}(f)}$ extends holomorphically to a new self-map

$$\tilde{f} : X_a \rightarrow X_a$$

which agrees with p_i on Y_i and satisfies $\tilde{G}(\tilde{f}(z)) = d \cdot \tilde{G}(z)$. We say that \tilde{f} is obtained from f by *gluing in the model maps p_i at height $[c_0, c_1]$* .

Note that different choices of the constants a, b (chosen in the second paragraph of this section) yield, after suitable extensions, isometrically conjugate maps. If e.g. $a' < a$, the locus $\{a' < G_f < a\}$ consists of annuli. The map $\tilde{f} : X_a \rightarrow X_a$ is affine near the lower boundary, and therefore extends canonically over these annuli to yield the map $\tilde{f}' : X_{a'} \rightarrow X_{a'}$.

5.3. Continuity of gluing. In the gluing construction of §5.2, we are particularly interested in the case where each p_i has exactly $k_i - 1$ critical values in the core C_{X_i} , counted with multiplicity. We show that \tilde{f} extends uniquely to a polynomial in the shift locus of \mathcal{M}_d . Recall the notation $\pi_t : \mathcal{M}_d \rightarrow \mathcal{B}_{d,t}$ from §3.2; in the space $\mathcal{B}_{d,t}$, two polynomials $f_i, i = 1, 2$ are equivalent if their restrictions to $X_t(f_i) = \{G_{f_i} > t\}$ are conformally conjugate.

Proposition 5.1. *For each $f \in \mathcal{M}_d$ and any pair of real numbers $0 < c_0 \leq c_1 < d \cdot c_0$, let*

$$(f_i) \in \prod_i \text{MM}_{k_i}(X_i, x_i, \omega_{X_i}, C_{X_i})$$

be a pointed model representation of the restriction $f|_{G_f^{-1}[c_0, c_1]}$ as constructed above. Then gluing at height $[c_0, c_1]$ defines a continuous map

$$\text{GLUE} : \prod_i \text{MM}_{k_i}^{k_i-1}(X_i, x_i, \omega_i, C_{X_i}) \rightarrow \mathcal{S}_d \cap \{g : m(g) \geq c_0\}$$

such that $\pi_{c_1} \circ \text{GLUE}(p_1, \dots, p_r) = \pi_{c_1}(f)$ for any choice of p_1, \dots, p_r .

If $f \in \mathcal{S}_d$ and $m(f) > c_1$, then the domain of GLUE is the single point (f_1, \dots, f_r) , and $\text{GLUE}(f_1, \dots, f_r) = f$. That is, f is determined by its restriction $f|_{X_{c_1}(f)}$.

Proof. We adopt the notation as in the definition of gluing in §5.2. We first claim that gluing defines a polynomial in the shift locus. Choose model maps (p_i) to glue to f at height $[c_0, c_1]$. Let $\tilde{f} : X_a \rightarrow X_a$ be the extended self-map of the surface X_a as in the definition of gluing. We argue inductively that \tilde{f} extends to a proper, holomorphic self-map of a rigid planar Riemann surface to itself.

Let $\{W_j\}$ denote the collection of inner annuli for the model surfaces $(Y_i, y_i, \eta_i, C_{Y_i})$, so the $\{W_j\}$ are the connected components in X_a of $\{a < \tilde{G} < c_0\}$. Let $V_j = \tilde{f}(W_j)$ denote the images of W_j . Thus, each V_j is an annulus whose height function has image $(d \cdot a, d \cdot c_0)$. By our choices of $p_i \in \text{MM}_{k_i}^{k_i-1}(X_i, x_i, \omega_{X_i}, C_{X_i})$, all of the inner annuli W_j map with degree 1 to their images. Each V_j is an annulus with height in the interval $(da, d \cdot c_0)$.

For each j , construct a model surface with outer annulus V_j . Namely, we may take the connected components of $\{a < \tilde{G} < dc_0\}$ in X_a as our model surface $(V'_j, \omega_{V'_j}, C_{V'_j})$, with core at height $[c_0, da]$. We now redo the gluing procedure with this collection of model surfaces as the base. Indeed, there is a *unique* model surface with outer annulus W_j which is isomorphic to $(V'_j, \omega_{V'_j}, C_{V'_j})$, and the degree 1 restriction $\tilde{f} : W_j \rightarrow V_j$ extends uniquely to the new model surface. In this way, we extend \tilde{f} holomorphically to a new surface

$$\tilde{f} : X_{a/d} \rightarrow X_{a/d}$$

with a height function $\tilde{G} : X_{a/d} \rightarrow (a/d, \infty)$ satisfying $\tilde{G}(\tilde{f}(z)) = d \cdot \tilde{G}(z)$. We now repeat the extension procedure by setting the new annular components W_j to be the connected components of $\{a/d < \tilde{G} < c_0/d\}$. By induction, \tilde{f} extends to a proper, degree d , holomorphic self-map

$$\tilde{f} : X \rightarrow X$$

of a planar Riemann surface X to itself.

At every step of the induction, the annuli $\{W_j\}$ map by degree 1 to their images, so we see easily that the Riemann surface X satisfies the infinite-modulus condition (see §3.3). It is therefore rigid, and there exists a conformal embedding $X \hookrightarrow \mathbb{C}$, sending ∞ to ∞ , unique up to postcomposition by an affine transformation. We may conclude that \tilde{f} extends to a polynomial $g : \mathbb{C} \rightarrow \mathbb{C}$, unique up to affine conjugation. We set

$$g = \text{GLUE}(p_1, \dots, p_r).$$

By construction, every critical point of g lies in the basin of infinity $X(g)$, so $g \in \mathcal{S}_d$. The height function \tilde{G} coincides with the escape-rate function G_g on $X(g)$, and the restrictions $g|_{X_{c_1}(g)}$ and $f|_{X_{c_1}(f)}$ are holomorphically conjugate. As each p_i has all $k_i - 1$ critical points in the core of X_i , we may also conclude that $G_g(c) \geq c_0$ for all critical points c of g .

If $m(f) > c_1$, then there is a unique choice for (p_i) at the first stage of gluing, as each p_i defines an isomorphism to its image. The uniqueness of the extension to a

polynomial implies that the restriction $f|_{X_{c_1}}(f)$ determines the conformal conjugacy class of f .

We now prove continuity of the map GLUE. Fix $\varepsilon, s > 0$ such that $s < c_0$, and fix g in the image of GLUE, so $g \in \mathcal{S}_d$ with $m(g) \geq c_0$. We aim to show that the preimage of the Gromov-Hausdorff neighborhood $U_{s,\varepsilon}(g)$ is open in $\prod_i \text{MM}_{k_i}^{k_i-1}(X_i, x_i, \omega_{X_i}, C_{X_i})$. By Lemma 4.7, we may work with the Gromov-Hausdorff topology on the space of model maps.

Let $p = (p_1, \dots, p_r) \in \prod_i \text{MM}_{k_i}^{k_i-1}(X_i, x_i, \omega_{X_i}, C_{X_i})$ be any point sent to g . Let $V_\varepsilon = \prod_i V_\varepsilon(p_i)$ be the Gromov-Hausdorff neighborhood of (p_1, \dots, p_r) consisting of all model maps that are ε -close to p_i for each i . From the definition of the topology, for any $q \in V_\varepsilon$, there is a relation Γ_q between the domain of q and that of p which shows the model maps are ε -close. Let Δ be the identity relation (the diagonal) in $X_{c_1}(f) \times X_{c_1}(f)$. Recalling that a denotes the minimal height of the domains of the model maps q , we see that then Γ_q and Δ together form a relation in $X_a(\text{GLUE}(q)) \times X_a(g)$ which shows that

$$\text{GLUE}(q) \in U_{a,\varepsilon}(g)$$

for all $q \in V_\varepsilon$.

In fact, we will see that V_ε is sent by GLUE into the neighborhood $U_{s,\varepsilon}(g)$ for any $s < a$. The extension to level $\{\tilde{G} > a/d\}$ is uniquely determined, by gluing in degree 1 model maps. The relation Γ_q between the domain of q and that of p determines a relation on the domains of the model maps at this lower height; the distance ε is the same. As glued maps, the distance between the glued images can only decrease, as the metric on a basin of infinity is scaled by $1/d$ with every preimage. Continuing inductively, we see that

$$\text{GLUE}(q) \in U_{a/d^n, \varepsilon}(g)$$

for all positive integers n and all $q \in V_\varepsilon$. We conclude that the map GLUE is continuous. \square

5.4. Consequences of the gluing construction. Proposition 5.1 implies the following facts about the projections $\mathcal{S}_d \rightarrow \mathcal{B}_{d,t}$; precise statements appear in the following theorem. Suppose $f \in \mathcal{S}_d$. If $t > 0$ is sufficiently small, then the restriction of f to $X_t(f)$ determines f uniquely. Second, any map g satisfying $m(g) \geq t$ and such that $g|_{X_t(g)}$ is holomorphically conjugate to $f|_{X_t(f)}$ is obtained by such gluings, and the totality of such maps is connected. Lastly, as long as the combinatorial data (the number of components of $\{G_f = t\}$) remains constant, gluings can be transported continuously along one-parameter families f_s .

Theorem 5.2. *Let $t > 0$.*

- (1) *The restriction $\pi_t|_{\mathcal{S}_d \cap \{g : m(g) > t\}} \rightarrow \mathcal{B}_{d,t}$ is a homeomorphism onto its image.*

- (2) The restriction $\pi_t|_{\mathcal{S}_d \cap \{g : m(g) \geq t\}} \rightarrow \mathcal{B}_{d,t}$ is surjective, and the fibers are path-connected.
- (3) Suppose $f_s, s \in [0, 1]$ is a continuous path in \mathcal{M}_d , and $t > 0$ has the following stability property: there exist $r \in \mathbb{N}$ and real numbers $a < t < b$ such that for all $s \in [0, 1]$, the locus $\{a < G_{f_s} < b\}$ consists of r annular components. Suppose $g_0 \in \mathcal{S}_d \cap \{g : m(g) \geq t\}$ is given, and $\pi_t(g_0) = \pi_t(f_0)$. Then there exists a continuous path $s \mapsto g_s \in \mathcal{S}_d \cap \{g : m(g) \geq t\}$ starting at g_0 such that $\pi_t(g_s) = \pi_t(f_s)$ for all $s \in [0, 1]$.

The stability hypothesis in (3) implies that the indicated components, in the associated conformal metrics, form a family of Euclidean annuli whose isometry types are constant as s varies.

Given f in the shift locus, we define

$$\mathcal{S}(f, t) = \mathcal{S}_d \cap \{g : m(g) \geq t\} \cap \pi_t^{-1}(\pi_t(f)),$$

the fiber of the restriction in (2) containing f . In words, the set $\mathcal{S}(f, t)$ consists of all maps g holomorphically conjugate to f above height t and satisfying $m(g) \geq t$. The structure of $\mathcal{S}(f, t)$ will play a role in the proof of Theorem 1.1. For later reference, we state the following corollary explicitly:

Corollary 5.3. *For any f and any $t > 0$, the set $\mathcal{S}(f, t)$ is path-connected.*

Another important immediate consequence is:

Proposition 5.4. *The shift locus is dense in \mathcal{B}_d .*

Proof. Suppose the polynomial f represents an element of \mathcal{B}_d , let $\epsilon > 0$ and suppose $t > 0$ satisfies $1/t > M(f)$. By Theorem 5.2(2), there is a polynomial $g \in \mathcal{S}_d$ for which $g|_{X_t(g)}$ is holomorphically, hence isometrically, conjugate to $f|_{X_t(f)}$. Thus $g \in U_{t,\epsilon}(f)$. \square

5.5. Proof of Theorem 5.2. For the proof, it will be more convenient to work with the space \mathcal{P}_d of monic and centered polynomials, so that each basin of infinity has well-defined external angles. In particular, any $f \in \mathcal{P}_d$ fixes exactly $d - 1$ distinct external rays. Let $\tilde{\mathcal{B}}_d$ be the set of conformal conjugacy classes of monic, centered polynomials restricted to their basins of infinity, where now the conjugacy is required to have derivative 1 at infinity. As a set, $\tilde{\mathcal{B}}_d$ is the set of equivalence class of triples $(f, X(f), \theta_f)$, where θ_f is one of the $d - 1$ external rays that are fixed under f , and where two triples $(f, X(f), \theta_f), (g, X(g), \theta_g)$ are equivalent if there is a holomorphic conjugacy from f on $X(f)$ to g on $X(g)$ sending θ_f to θ_g . We equip $\tilde{\mathcal{B}}_d$ with the smallest topology such that the natural projection $\tilde{\mathcal{B}}_d \rightarrow \mathcal{B}_d$ is continuous. More concretely: an ϵ -conjugacy in this setting has the same definition as for the Gromov-Hausdorff topology in §3.2, with the following additional requirement. Observe that if $1/t > M(f)$ then the set $\{G_f = 1/t\} \cap \theta_f$ is a singleton x_f . We require that

an ϵ -conjugacy Γ send x_f to x_g , i.e. $(x_f, x_g) \in \Gamma$. We refer to this topology as the Gromov-Hausdorff topology on $\tilde{\mathcal{B}}_d$. The arguments showing that the projection $\pi : \mathcal{M}_d \rightarrow \mathcal{B}_d$ is a homeomorphism on the shift locus (Lemma 3.4) immediately show that the projection $\tilde{\pi} : \mathcal{P}_d \rightarrow \tilde{\mathcal{B}}_d$ is also a homeomorphism on the corresponding shift locus $\tilde{\mathcal{S}}_d \subset \mathcal{P}_d$ equipped with its algebraic topology inherited from the polynomial coefficients. Finally, we define $\tilde{\mathcal{B}}_{d,t}$ analogously.

Given an element f in \mathcal{P}_d , consider its restriction to $X_t(f)$. Define $\tilde{\mathcal{S}}(f, t)$ in \mathcal{P}_d to be the set of polynomials $g \in \mathcal{P}_d$ with $g|_{X_t(g)}$ conjugate to $f|_{X_t(f)}$ via a conformal isomorphism with derivative 1 at infinity, and such that $m(g) \geq t$. Then, for each polynomial $g \in \tilde{\mathcal{S}}(f, t)$, there is a *unique* isomorphism $\varphi_g : X_t(g) \rightarrow X_t(f)$ conjugating g to f and sending the ray of angle 0 for g to that of f .

We now establish (1). The indicated restriction is continuous by Lemma 3.2, and injective by Proposition 5.1. By invariance of domain, the conclusion follows.

Next, we prove (2). The surjectivity conclusion follows immediately from Proposition 5.1. The path-connectivity of the fibers in (2) will follow once we establish that the corresponding set $\tilde{\mathcal{S}}(f, t)$ in \mathcal{P}_d is path-connected. This is what we prove below.

Fix $f \in \mathcal{P}_d$ and let $t > 0$ be arbitrary. Suppose $\{G_f = t\}$ has r components, and let X_i^f, Z_i^f be local model surfaces as constructed in §5.2, where $c_0 = c_1 = t$. That is, the leaves $\{G_f = t\}$ form the core L_{X_i} of the Z_i^f . For each $i = 1, \dots, r$, fix a choice of points x_i in the outer annuli of the local model surfaces X_i^f , and fix a choice z_i of their preimages under f in the outer annuli of the local model surfaces Z_i^f .

Suppose $g \in \tilde{\mathcal{S}}_d$, $m(g) \geq t$ and $\pi_t(g) = \pi_t(f)$, so that g lies in the fiber over $(X_t(f), f, |\omega_f|) \in \mathcal{B}_{d,t}$. Let $\varphi_g : X_t(g) \rightarrow X_t(f)$ be the unique holomorphic conjugacy as in the discussion above. For each i , let Z_i^g be the component of $\{a < G_g < b\}$ whose outer annulus is the image under φ_g^{-1} of the outer annulus of Z_i^f , let $z_i^g = \varphi_g^{-1}(z_i)$, let $\eta_i^g = \varphi_g^*(\omega_i)$, and let $L_{Z_i^g}^g$ be the component of $\{G_g = t\}$ contained in Z_i^g . Then the restriction g_i of g to Z_i followed by the isomorphism φ_g yields a pointed model map

$$\varphi_g \circ g_i : (Z_i^g, z_i^g, \eta_i^g, L_{Z_i^g}^g) \rightarrow (X_i, x_i, \omega_i, L_{X_i});$$

since $g \in \tilde{\mathcal{S}}(f, t)$, all inner annuli of Z_i map under g_i by degree one. We obtain in this way a well-defined map

$$\mathcal{L} : \tilde{\mathcal{S}}(f, t) \rightarrow \prod_i \text{MM}_{k_i}^{k_i-1}(X_i, x_i, \omega_i, L_{X_i}).$$

The right-hand side is compact and path-connected by Lemma 4.6. The remainder of the proof is devoted to establishing that \mathcal{L} is in fact a homeomorphism.

Observe that the proof of Proposition 5.1 can be adapted so that the continuous map GLUE is taking values in \mathcal{P}_d , the space of monic and centered polynomials. Indeed, if we begin with $f \in \mathcal{P}_d$ with its distinguished external angle $\theta = 0$, we require that the glued and extended map $\tilde{f} : X \rightarrow X$ be embedded into \mathbb{C} so that the distinguished vertical leaf is sent to angle $\theta = 0$. In this way Proposition 5.1 yields a

continuous map

$$\text{GLUE} : \prod_i \text{MM}_{k_i}^{k_i-1}(X_i, x_i, \omega_i, L_{X_i}) \rightarrow \tilde{\mathcal{S}}(f, t)$$

so that $\mathcal{L} \circ \text{GLUE}$ is the identity. Hence \mathcal{L} is surjective. By compactness of the domain of GLUE, it suffices to prove that \mathcal{L} is injective.

Suppose $\pi_t(g_1) = \pi_t(g_2) = \pi_t(f)$, $m(g_1) \geq t$, $m(g_2) \geq t$, and $\mathcal{L}(g_1) = \mathcal{L}(g_2) = (p_1, \dots, p_r)$. Let $\varphi_{g_i} : X_t(g_i) \rightarrow X_t(f)$ be the isomorphisms defined above. The isomorphisms yielding equality of pointed local model maps implied by the condition $\mathcal{L}(g_1) = \mathcal{L}(g_2)$ glue to the isomorphism $\varphi_{g_2}^{-1} \circ \varphi_{g_1}$ from $X_t(g_1)$ to $X_t(g_2)$; therefore above some height a with $a < t$ the polynomials g_1, g_2 are conjugate via a conformal isomorphism with derivative 1 at infinity. By part (1) of Theorem 5.2, the polynomials g_1 and g_2 are then affine conjugate on \mathbb{C} ; by construction, there is an isomorphism with derivative 1 at infinity. Thus $g_1 = g_2 \in \mathcal{P}_d$ and the proof of (2) is complete.

Remark. An alternative, more intrinsic proof of Theorem 5.2(2) may be given along the following lines, using Lemma 4.7. The surgery constructions in [EMZ, Section 8] are affinely natural. This shows that branch values of local model maps in L_{X_i} can be continuously pushed through zeros of ω_i in X_i , and that these branch values can also be so pushed so as to coalesce together to a single branch value, as in the proof of Lemma 2.2.

We now prove the path-lifting claim (3) of Theorem 5.2. We will derive the conclusion by proving the corresponding statement for monic centered polynomials. Let $\pi_t : \mathcal{P}_d \rightarrow \tilde{\mathcal{B}}_{d,t}$ denote the corresponding projection. The path f_s lifts to a path f_s^\sharp in \mathcal{P}_d . We will show the existence of a lift of a path $g_s^\sharp \in \tilde{\mathcal{S}}_d$ for which $\pi_t(f_s^\sharp) = \pi_t(g_s^\sharp)$, starting from an arbitrary given point $g_0^\sharp \in \tilde{\mathcal{S}}(f_0, t)$. To avoid burdensome notation, we now drop the sharp symbols \sharp ; thus f_s, g_s denote elements of \mathcal{P}_d and $\tilde{\mathcal{S}}_d$, respectively.

In this paragraph, we extract from f_s a continuous family of data for the definition of gluing. The stability hypothesis implies that there exists $a < t < b$ such that the components $X_i^{f_s}$ of $\{d \cdot a < G_{f_s} < d \cdot b\}$ and $Z_i^{f_s}$ of $\{a < G_{f_s} < b\}$ comprise a family of r annuli of constant isometric type as s varies, that the degrees k_i by which the outer annulus of $Z_i^{f_s}$ maps to that of $X_i^{f_s}$ are also constant. For each i let $L_{X_i}^{f_s}$ be the leaf $\{G_{f_s} = d \cdot t\} \cap X_i^{f_s}$ and similarly define $L_{Z_i}^{f_s} = \{G_{f_s} = t\} \cap Z_i^{f_s}$. In the remainder of this paragraph, we show how to continuously choose the points x_i^s and z_i^s needed to define gluing. By compactness, there exists $M_0 > 0$ for which $M(f_s) < M_0$ for all s . Since the f_s are monic and centered, for each s , there is unique holomorphic conjugacy $\varphi_s : \{G_{f_s} > M_0\} \rightarrow \{G_{f_0} > M_0\}$ conjugating f_s to f_0 and tangent to the identity at infinity. Choose an integer l so that $d^l \cdot t > M_0$, and set $A_0 = \{d^l \cdot t < G_{f_0} < d^l \cdot b\}$. Let $A_s = \varphi_s^{-1}(A_0)$, so that $A_s = \{d^l \cdot t < G_{f_s} < d^l \cdot b\}$. Choose arbitrarily $x' \in A_0$. Note that $\{t < G_{f_s} < b\} \cap X_i^{f_s}$ is the outer annulus of

$X_i^{f_s}$. The hypothesis on the path f_s and the height t implies that for each i , the map $\text{id} \times (\varphi_s \circ f_s^{l-1}) : [0, 1] \times X_i^{f_s} \rightarrow [0, 1] \times A_0$ is an unramified covering. It follows that for each i we may choose a continuous family $x_i^{f_s}$ of preimages of x' under this covering. By similar reasoning, we may choose preimages $z_i^{f_s}$ of $x_i^{f_s}$ under f_s in $Z_i^{f_s}$ continuously. Defining the one-forms $\eta_i^{f_s}$ as in the definition of gluing, we have constructed for each $s \in [0, 1]$ and each i a local model map

$$f_{i,s} : (Z_i^{f_s}, z_i^{f_s}, \eta_i^{f_s}, L_{Z_i}^{f_s}) \rightarrow (X_i^{f_s}, x_i^{f_s}, \omega_i^{f_s}, L_{X_i}^{f_s}).$$

The stability assumption on t implies that for each s and each i , the central leaves $L_{X_i}^s$ are nonsingular. Thus, the isomorphism types of pointed local model base (image) spaces $(X_i^{f_s}, x_i^{f_s}, \omega_i^{f_s}, L_{X_i}^{f_s})$ are independent of s , and so for each i , the spaces $\text{MM}_{k_i}^{k_i-1}(X_i^{f_s}, x_i^{f_s}, \omega_i^{f_s}, L_{X_i}^{f_s})$ is canonically identified with $\text{MM}_{k_i}^{k_i-1}(X_i^{f_0}, x_i^{f_0}, \omega_i^{f_0}, L_{X_i}^{f_0})$.

From the proof of (2) above, gluing gives a homeomorphism

$$\tilde{\mathcal{S}}(f_s, t) \rightarrow \prod_i \text{MM}_{k_i}^{k_i-1}(X_i^{f_s}, x_i^{f_s}, \omega_i^{f_s}, L_{X_i}^{f_s});$$

composing with the isomorphism of the last paragraph, we have that for each s , we have a homeomorphism to a fixed space

$$\tilde{\mathcal{S}}(f_s, t) \rightarrow \prod_i \text{MM}_{k_i}^{k_i-1}(X_i^{f_0}, x_i^{f_0}, \omega_i^{f_0}, L_{X_i}^{f_0}).$$

For $s \in [0, 1]$ let $\mathcal{L}_{1,s}$ be the inverse of this homeomorphism. By assumption, $g_0 \in \tilde{\mathcal{S}}(f_0, t)$. Let $(p_1, \dots, p_r) = \mathcal{L}(g_0)$ be the image of g_0 under the homeomorphism $\mathcal{S}(f_0, t) \rightarrow \prod_i \text{MM}_{k_i}^{k_i-1}(X_i^{f_0}, x_i^{f_0}, \omega_i^{f_0}, L_{X_i}^{f_0})$. Finally, set $g_s = \mathcal{L}_{1,s}(p_1, \dots, p_r)$. By construction, $\pi_t(g_s) = \pi_t(f_s)$. It is clear that g_s varies continuously in the Gromov-Hausdorff topology, since the restrictions $\pi_t(f_s)$ vary continuously, the local models (p_1, \dots, p_r) that are glued to the f_s are constant, and points in the definition of pointed local models that define the gluing vary continuously.

This concludes the proof of Theorem 5.2. \square

6. PROOF THAT π IS MONOTONE

In this section, we conclude the proof of Theorem 1.1. It remains to show that the projection

$$\pi : \mathcal{M}_d \rightarrow \mathcal{B}_d$$

is monotone. Recall this means that its fibers are connected.

6.1. **The set $\mathcal{B}(f, t)$.** Fix a polynomial f and a positive real number t . Recall that

$$M(f) = \max\{G_f(c) : f'(c) = 0\}, \quad m(f) = \min\{G_f(c) : f'(c) = 0\},$$

and

$$X_t(f) = \{z \in X(f) : G_f(z) > t\}.$$

We defined

$$\pi_t : \mathcal{M}_d \rightarrow \mathcal{B}_{d,t}$$

to be the projection to the space of conformal conjugacy classes of the restriction $f|_{X_t(f)}$. Let $\mathcal{B}(f, t)$ be the collection of all polynomials g in \mathcal{M}_d such that $g|_{X_t(g)}$ is conformally conjugate to $f|_{X_t(f)}$, i.e. $\mathcal{B}(f, t)$ is the fiber of π_t containing f . Recall that we have defined $\mathcal{S}(f, t)$ to be the set of all $g \in \mathcal{B}(f, t)$ for which the minimal critical escape rate satisfies $m(g) \geq t$.

If t is large enough so that $t \geq M(f)$, then (cf. §1.3) $\mathcal{B}(f, t) = \mathcal{B}(t)$ consists of all polynomials g with $t \geq M(g)$ and is known to be a closed cell. In degree 2, for the family $z^2 + c$, we have the following dichotomy:

- If $t < M(f)$, then $\mathcal{B}(f, t) = \mathcal{S}(f, t) = \{f\}$.
- If $t \geq M(f)$, then $\mathcal{S}(f, t)$ is the equipotential curve $\{c : G_c(0) = t\}$ around the Mandelbrot set, and $\mathcal{B}(f, t)$ is the closed ball it bounds.

In every degree, when f is in the shift locus and t is small enough that $t < G(c)$ for all critical points c of f , then $\mathcal{B}(f, t) = \mathcal{S}(f, t) = \{f\}$.

6.2. **Deforming the basin of infinity.** In the next lemma, we use a “pushing deformation” to show that $\mathcal{B}(f, t) \cap \mathcal{S}_d$ is connected. The construction is similar to the pushing deformation of [BDK, §4.2]; in their case, they push critical values down to smaller heights, while we push critical values up along external rays. Certain deformations require a change in the local topology of the translation structure, like moving through a stratum of \mathcal{B}_d defined by prescribing the multiplicities of zeros of the 1-form ω_f ; compare [EMZ, Section 8].

Lemma 6.1. *For any $f \in \mathcal{S}_d$ and any $t > 0$, there is a path contained in $\mathcal{B}(f, t)$ joining f to a point in $\mathcal{S}(f, t)$. Furthermore, such a path exists with the following properties: (i) the path may be parameterized as $h \mapsto f_h$, where $m(f) \leq h \leq t$, (ii) $f_{m(f)} = f$ and $f_t \in \mathcal{S}(f, t)$, and (iii) $f_h \in \mathcal{S}(f, h)$ for all $m(f) \leq h \leq t$.*

Proof. If all critical points of f have height at least t then already $f \in \mathcal{S}(f, t)$. So suppose f has critical points below height t , so that $m(f) < t$ is the height of the lowest critical point. We will “push” the lowest critical values from the level curves $\{G_f = d \cdot m(f)\}$ up along their external rays in a continuous fashion, without changing the restriction $f|_{X_t(f)}$, until all critical values have height $\geq d \cdot t$.

Choose a finite sequence of heights $m(f) = h_0 < h_1 < \dots < h_N = t$ so that $h_{j+1}/h_j < d$ for all j . For each j we will glue in a continuous family of model maps to glue in to f at height $[h_j, h_{j+1}]$.

Beginning with $j = 0$, choose pointed model maps

$$f_i : (Z_i, z_i, \eta_i, C_{Z_i}) \rightarrow (X_i, x_i, \omega_i, C_{X_i})$$

for f with core of Z_i at height $[h_0, h_1]$ as in §5.2. For each critical value v in X_i , there is at least one (and possibly several) vertical leaf segment λ_v containing v , parameterized by height in $[h_0, h_1]$. We aim to construct a path of pointed model maps

$$p_i^h \in \text{MM}_{k_i}^{k_i-1}(X_i, x_i, \omega_i, C_{X_i})$$

so that $p_i^{h_0} = f_i$ and the critical values of p_i^h lie on λ_v at heights $\geq d \cdot h$. In particular, via the gluing map of Proposition 5.1, the polynomial

$$f_h = \text{GLUE}(p_1^h, \dots, p_r^h)$$

will lie in $\mathcal{S}(f, h)$ for all $h \in [h_0, h_1]$. We repeat the process for each $j = 0, \dots, N-1$ to complete the proof of the Lemma.

Indeed, recall that $\text{MM}_{k_i}^{k_i-1}(X_i, x_i, \omega_i, C_{X_i})$ can be identified with a subset of the monic and centered polynomials \mathcal{P}_{k_i} (Lemma 4.5). Further, by Lemma 2.1, the map from polynomials in \mathcal{P}_{k_i} to their collections of critical values has the path-lifting property. Therefore, we may begin with the path of critical values satisfying the height conditions we desire, each staying on its vertical leaf segment λ_v , and we may lift it to a path in $\text{MM}_{k_i}^{k_i-1}(X_i, x_i, \omega_i, C_{X_i}) \subset \mathcal{P}_{k_i}$. This produces the desired paths p_i^h . The results about gluing in Proposition 5.1 guarantee that the resulting polynomial f_h is in $\mathcal{S}(f, h)$ for all h . \square

Remark. It can be seen from the proof of Lemma 6.1 that the “pushing-up” deformation is *canonical* unless the moving critical values encounter zeros of ω . That is, the path is uniquely determined except when the lowest critical values are pushed up through critical points of f or any of their iterated preimages. Note, however, that if a choice is made at height $t_0 < t$, the path-connectedness of $\mathcal{S}(f, h)$ by Corollary 5.3 implies that different choices can themselves be connected by paths within $\mathcal{B}(f, t) \cap \mathcal{S}_d$.

Corollary 6.2. *For any f in \mathcal{M}_d and $t > 0$, the intersection of $\mathcal{B}(f, t)$ with the shift locus \mathcal{S}_d is path-connected. In particular, the shift locus is connected.*

Proof. Fix f . It follows immediately from the definition that $\mathcal{B}(g, t) = \mathcal{B}(f, t)$ if and only if $g \in \mathcal{B}(f, t)$. Similarly, $\mathcal{S}(f, t) = \mathcal{S}(g, t)$ if and only if $g \in \mathcal{B}(f, t)$. Thus, we may choose any element $g \in \mathcal{B}(f, t) \cap \mathcal{S}_d$ and apply Lemma 6.1 to find a path from g to $\mathcal{S}(g, t) = \mathcal{S}(f, t)$ contained in $\mathcal{B}(g, t) = \mathcal{B}(f, t)$. As $\mathcal{S}(f, t)$ is path-connected by Corollary 5.3, we conclude $\mathcal{B}(f, t) \cap \mathcal{S}_d$ is path-connected. Since the shift locus is an increasing union of sets of the form $\mathcal{B}(f, t) \cap \mathcal{S}_d$ where $t > 0$ and $1/t > M(f)$, the shift locus is connected. \square

Recall that a Gromov-Hausdorff basis neighborhood of a polynomial f is denoted $U_{t,\epsilon}(f)$, where $1/t > M(f)$.

Lemma 6.3. *For any $f \in \mathcal{M}_d$ and $t > 0$ such that $1/t > d \cdot M(f)$, we have*

$$\mathcal{B}(f, t) = \bigcap_{\epsilon > 0} \pi^{-1} U_{t,\epsilon}(f).$$

Proof. The set $\mathcal{B}(f, t)$ is clearly contained in the nested intersection, because a conformal conjugacy to $f|_{X_t(f)}$ is an isometry with respect to the conformal metric $|\omega|$. We now prove the other inclusion. Any polynomial g in $\bigcap_{\epsilon > 0} \pi^{-1} U_{t,\epsilon}(f)$ is, on $\{t < G_g < \frac{1}{d \cdot t}\}$, isometrically conjugate to f on $\{t < G_f < \frac{1}{d \cdot t}\}$. The condition on t guarantees that higher up on the domains $X_{\frac{1}{d \cdot t}}(f)$, $X_{\frac{1}{d \cdot t}}(g)$, the maps f and g are ramified only at the point at infinity. It follows that this conjugacy extends uniquely to an isometric, hence holomorphic, conjugacy $X_t(f) \rightarrow X_t(g)$. So $g \in \mathcal{B}(f, t)$. \square

6.3. Completing the proof that π has connected fibers. Below, we say that a value $t > 0$ is *generic* for f if the grand orbits of the critical points do not intersect $\{G_f = t\}$.

Lemma 6.4. *For every f and each generic value t such that $0 < t < \frac{1}{d \cdot M(f)}$, the set $\mathcal{B}(f, t)$ is connected.*

Proof. Fix f and a generic value of t with $0 < t < \frac{1}{d \cdot M(f)}$.

Fix $f_1 \in \mathcal{B}(f, t)$, and let $U_\epsilon \subset \mathcal{M}_d$ be the connected component of $\pi^{-1} U_{t,\epsilon}(f)$ containing f_1 . We will show that f_1 can be connected by a path in U_ϵ to $\mathcal{S}(f, t)$. Because $\mathcal{S}(f, t)$ is connected (Corollary 5.3), it follows that $\mathcal{B}(f, t)$ is contained in the connected set U_ϵ . From Lemma 6.3, we have

$$\mathcal{B}(f, t) = \bigcap_{\epsilon > 0} U_\epsilon$$

and therefore $\mathcal{B}(f, t)$ is connected.

We first recall the concept of an active critical point; see [Mc, §4.1], [DF, §2.1]. Equation (2.1) gives a map $\rho : \mathcal{H} \times \mathbb{C} \rightarrow \mathcal{P}_d$ parameterizing polynomials by the locations of critical points and constant term. The j th critical point of a polynomial is *active* at a parameter $(\mathbf{c}, a_0) \in \mathcal{H} \times \mathbb{C}$ if the sequence of analytic maps $(c_1, \dots, c_{d-1}; a) \mapsto \rho(c_1, \dots, c_{d-1}; a)^{on}(c_j)$, $n \in \mathbb{N}$, fails to be a normal family at (\mathbf{c}, a_0) . If a polynomial has an active critical point, then there exist arbitrarily small perturbations for which this critical point escapes to ∞ under iteration. The locus of polynomials with an active critical point is the *bifurcation locus*. If a polynomial with m escaping critical points has an active critical point, then there exist arbitrarily small perturbations with strictly greater than m escaping critical points.

In this paragraph, we prove that there is a path $f_s, s \in [0, 1]$ contained in U_ϵ joining f_1 to a map f_0 in the shift locus. If f_1 lies in the closure of the shift locus,

this is clear. Otherwise, by the density of structurally stable maps in the family \mathcal{M}_d ([McS, Cor. 2.8]), there exist arbitrarily small perturbations of f_1 which are structurally stable. Using quasiconformal deformations supported on the filled-in Julia set of f_1 , one finds a path of polynomials converging to a polynomial f_2 in the bifurcation locus; the arguments are identical to those given in [DP3, §5]. An arbitrarily small perturbation of this latter polynomial increases the number of escaping critical points. By induction, we construct the desired path from f_1 to a polynomial f_0 in the shift locus. The path f_s so constructed is obtained via a sequence of two kinds of modifications: (i) arbitrarily small perturbations, and (ii) quasiconformal deformations which do not affect the basin of infinity. By the continuity of the projection π , we may assume that this path lies in U_ϵ .

We now argue that we may assume the path above has in addition the stability property in the hypothesis of Theorem 5.2(3). On the locus of pairs $(F, z) \in \mathcal{M}_d \times \mathbb{C}$ for which $\{G_F(z) > 0\}$, the map $(z, F) \mapsto G_F(z)$ is pluriharmonic, hence smooth. The genericity assumption on the given height t thus implies that for the given polynomial f , the level sets $\{G_f = t\}$ are nonsingular, and that they remain nonsingular as s varies along a suitably small path.

Applying Lemma 6.1, we obtain a path in $B(f_0, t)$ joining f_0 to an element g_0 of $\mathcal{S}(f_0, t)$. Since the dynamics above height t along this path is constant, this path lies in U_ϵ .

Applying Theorem 5.2(3), we obtain a path $s \mapsto g_s \in \mathcal{S}_d \cap \{g : m(g) \geq t\}$ satisfying $\pi_t(g_s) = \pi_t(f_s)$ for all $s \in [0, 1]$. Since the dynamics above height t along this path is constant, this path too lies in U_ϵ . By construction, $g_1 \in \mathcal{S}(f, t)$. \square

Proof of Theorem 1.1. Continuity and properness of $\pi : \mathcal{M}_d \rightarrow \mathcal{B}_d$ are included in the statement of Lemma 3.2. For each point $(X(f), f)$ in \mathcal{B}_d , its fiber is exactly

$$\pi^{-1}((X(f), f)) = \bigcap_{\text{generic } t > 0} \mathcal{B}(f, t) = \bigcap_{t > 0} \mathcal{B}(f, t),$$

because the sets $\mathcal{B}(f, t)$ are nested and generic t are dense. For generic t small enough, the set $\mathcal{B}(f, t)$ is connected by Lemma 6.4; therefore $\pi^{-1}((X(f), f))$ is connected. Finally, Lemma 3.4 states that π is a homeomorphism on the shift locus. \square

Though the fibers of π are connected, our methods do not show that they are path-connected. For example, it is not known if the Mandelbrot set is path-connected.

REFERENCES

- [AS] L. V. Ahlfors and L. Sario. *Riemann surfaces*. Princeton Mathematical Series, No. 26. Princeton University Press, 1960.
- [BDK] P. Blanchard, R. L. Devaney, and L. Keen. The dynamics of complex polynomials and automorphisms of the shift. *Invent. Math.* **104**(1991), 545–580.

- [Br] B. Branner. Cubic polynomials: turning around the connectedness locus. In *Topological methods in modern mathematics (Stony Brook, NY, 1991)*, pages 391–427. Publish or Perish, Houston, TX, 1993.
- [BH1] B. Branner and J. H. Hubbard. The iteration of cubic polynomials. I. The global topology of parameter space. *Acta Math.* **160**(1988), 143–206.
- [BH2] B. Branner and J. H. Hubbard. The iteration of cubic polynomials. II. Patterns and parapatterns. *Acta Math.* **169**(1992), 229–325.
- [Da] R. J. Daverman. *Decompositions of manifolds*. AMS Chelsea Publishing, Providence, RI, 2007. Reprint of the 1986 original.
- [DP1] L. DeMarco and K. Pilgrim. Critical heights and the moduli space of polynomials. To appear, *Advances in Mathematics*.
- [DP2] L. DeMarco and K. Pilgrim. The classification of polynomial basins of infinity. Preprint, 2011.
- [DP3] L. DeMarco and K. Pilgrim. Hausdorffization and polynomial twists. To appear, *Discrete and Continuous Dynamical Systems*.
- [DH] A. Douady and J. H. Hubbard. Itération des polynômes quadratiques complexes. *C. R. Acad. Sci. Paris Sér. I Math.* **294**(1982), 123–126.
- [DF] R. Dujardin and C. Favre. Distribution of rational maps with a preperiodic critical point. *Amer. J. Math.* **130**(2008), 979–1032.
- [Em] N. D. Emerson. Dynamics of polynomials with disconnected Julia sets. *Discrete Contin. Dyn. Syst.* **9**(2003), 801–834.
- [EMZ] A. Eskin, H. Masur, and A. Zorich. Moduli spaces of abelian differentials: the principal boundary, counting problems, and the Siegel-Veech constants. *Publ. Math. Inst. Hautes Études Sci.* **97**(2003), 61–179.
- [GR] R. C. Gunning and H. Rossi. *Analytic functions of several complex variables*, Reprint of the 1965 original. AMS Chelsea Publishing, Providence, RI, 2009.
- [In] H. Inou. Combinatorics and topology of straightening maps II: Discontinuity. Preprint, 2009, available at <http://arxiv.org/abs/0903.4289>.
- [Ki] J. Kiwi. Combinatorial continuity in complex polynomial dynamics. *Proc. London Math. Soc.* (3) **91**(2005), 215–248.
- [La] P. Lavaurs. *Systemes dynamiques holomorphes: explosion de points periodiques paraboliques*. Thesis, Orsay, 1989.
- [Mc] C. McMullen. *Complex Dynamics and Renormalization*. Annals of Mathematics Studies # 135, Princeton University Press, Princeton, NJ, 1994.
- [McS] C. T. McMullen and D. P. Sullivan. Quasiconformal homeomorphisms and dynamics. III. The Teichmüller space of a holomorphic dynamical system. *Adv. Math.* **135**(1998), 351–395.
- [Mi] J. Milnor. *Dynamics in One Complex Variable*, 3rd Edition. Annals of Mathematics Studies No. 160, Princeton University Press, Princeton, NJ, 2006.
- [YZ] Y. Yin and Y. Zhai. No invariant line fields on Cantor Julia sets. To appear, *Forum Math.* Available at <http://arxiv.org/abs/math/0609255>.
- [Z] Y. Zhai. Rigidity for rational maps with Cantor Julia sets. *Sciences in China, Ser.A*, Vol.51, No.1, 2008, 79–92.

LAURA G. DEMARCO, DEPARTMENT OF MATHEMATICS, UNIVERSITY OF ILLINOIS AT CHICAGO, DEMARCO@MATH.UIC.EDU

KEVIN M. PILGRIM, DEPARTMENT OF MATHEMATICS, INDIANA UNIVERSITY, PILGRIM@INDIANA.EDU