

Quantum pumping with adiabatically modulated barriers in graphene

Rui Zhu ^{*} and Huiming Chen

*Department of Physics, South China University of Technology,
Guangzhou 510641, People's Republic of China*

Abstract

We study the adiabatic quantum pumping characteristics in the graphene modulated by two oscillating gate potentials out of phase. The angular and energy dependence of the pumped current is presented. The direction of the pumped current can be reversed when a high barrier demonstrates stronger transparency than a low one, which results from the Klein paradox. The underlying physics of the pumping process is illuminated.

PACS numbers: 73.63.-b, 81.05.Uw, 05.60.Gg

arXiv:0908.0296v1 [cond-mat.mes-hall] 3 Aug 2009

^{*} Corresponding author. Electronic address: rzhu@scut.edu.cn

Generally speaking, the transport of matter from low potential to high potential excited by absorbing energy from the environment can be described as a pump process. Its counterpart in quantum mechanics involves coherent tunneling and quantum interference¹. Since the experimental realization of the quantum pump¹, research on quantum charge and spin pumping has attracted increasing interest^{2,3,4,5,6,7,8,9,10,11,12,13,14,15,16,17,18,19}. The current and noise properties in various quantum pump structures and devices were investigated such as the magnetic-barrier-modulated two dimensional electron gas⁴, mesoscopic one-dimensional wire⁶, quantum-dot structures^{5,11,12}, mesoscopic rings with Aharonov-Casher and Aharonov-Bohm effect⁷, magnetic tunnel junctions¹⁰. Correspondingly, theoretical techniques have been put forward for the treatment of the quantum pumps [Refs.(2, 3, 18) and references therein]. One of the most prominent is the scattering matrix approach for ac transport, as detailed by Moskalets et al.³ who derived general expressions for the pump current, heat flow, and the shot noise for an adiabatically driven quantum pumps in the weak pumping limit. The pump current was found to vary in a sinusoidal manner as a function of the phase difference between the two oscillating potentials. It increases linearly with the frequency in line with experimental finding. Recently, Park et al.⁵ obtained an expression for the admittance and the current noise for a driven nanocapacitor in terms of the Floquet scattering matrix and derived a nonequilibrium fluctuation-dissipation relation. The effect of weak electron-electron interaction on the noise was investigated by Devillard et al.⁶ using the scattering matrix renormalized by interactions. Applying the Greens function approach, Wang et al.^{14,15,16} presented a nonperturbative theory for the parametric quantum pump at arbitrary frequencies and pumping strengths. Independently, Arrachea¹⁷ presented a general treatment based on nonequilibrium Green functions to study transport phenomena in quantum pumps.

Work on graphene (discovered by Geim and his colleagues almost 5 years ago²¹) heated up quickly as researchers realized that the materials two-dimensionality caused it to show unusual quantum behaviors^{22,23,24,25,26,27,28,29,30,31,32,33,34,35,36}. Graphene transistors^{23,24}, chemical sensors²², electrodes²⁵, scales²² and frequency generators²² are some proposed potential applications. Even though graphene is a low-energy system consisting of a two dimensional honeycomb lattice of carbon atoms, its quasiparticle excitations can be fully described by the (2+1)-dimensional relativistic Dirac equation. The fundamental property of the Dirac equation is often referred to as the charge-conjugation symmetry. Klein paradox and chiral

tunneling are two major effects of it in graphene. A sufficiently strong potential, being repulsive for electrons, is attractive for positrons and results in positron states inside the barrier. Matching between electron and positron wave functions across the barrier leads to the high-probability tunneling described by the Klein paradox. The chirality of quasiparticles requires conservation of pseudospin (which is linked to different components of the same spinor wave function and is parallel/antiparallel to the direction of motion of electrons/holes) during tunneling and induces angular anisotropy in transmission in single- and multi-barrier structures in graphene. Due to its unusual structure, many extraordinary behaviors of devices based on graphene have been observed, such as the conductance minimum^{21,27}, resonant tunneling²⁸, the shot noise with the Fano factor close to $1/3$ ^{27,29,30,31,32}, the unconventional Quantum Hall effect³³ and the edge-state-related quantum spin Hall effect^{34,35}, and the electronic cooling effect³⁶. However, a graphene-based quantum pump has not yet been considered in literature.

In this work, we focus on an adiabatic quantum pump device based on a graphene monolayer modulated by two oscillating gate potentials. The Klein paradox featured pump current is obtained and illuminated.

The crystal structure of undoped graphene layers is that of a honeycomb lattice of covalent-bond carbon atoms. One valence electron corresponds to one carbon atom and the structure is composed of two sublattices, labeled by A and B. In the vicinity of the \mathbf{K} point and in the presence of a potential U , the low-energy excitations of the gated graphene monolayer are described by the two-dimensional (2D) Dirac equation

$$v_F(\boldsymbol{\sigma} \cdot \hat{\mathbf{p}})\Psi = (E - U)\Psi, \quad (1)$$

where the pseudospin matrix $\vec{\sigma}$ has components given by Pauli's matrices and $\hat{\mathbf{p}} = (p_x, p_y)$ is the momentum operator. The "speed of light" of the system is v_F , i.e., the Fermi velocity ($v_F \approx 10^6$ m/s). The eigenstates of Eq. (1) are two-component spinors $\Psi = [\psi_A, \psi_B]^T$, where ψ_A and ψ_B are the envelope functions associated with the probability amplitudes at the respective sublattice sites of the graphene sheet.

In the presence of a one-dimensional confining potential $U = U(x)$, we attempt solutions of Eq. (1) in the form $\psi_A(x, y) = \phi_A(x)e^{ik_y y}$ and $\psi_B(x, y) = i\phi_B(x)e^{ik_y y}$ due to the translational invariance along the y direction. The resulting coupled, first-order differential

equations read as

$$d\phi_B/d\xi + \beta\phi_B = (\varepsilon - u)\phi_A, \quad (2)$$

$$d\phi_A/d\xi - \beta\phi_A = -(\varepsilon - u)\phi_B. \quad (3)$$

Here $\xi = x/L$, $\beta = k_y L$, $u = UL/\hbar v_F$, and $\varepsilon = EL/\hbar v_F$ (L is the width of the structure). For a double-barrier structure with two square potentials of height U_1 and U_2 respectively, Eqs. (2) and (3) admit solutions which describe electron states confined across the well and propagating along it. The transmission and reflection amplitude t and s is determined by matching ϕ_A and ϕ_B at region interfaces.

Following the standard scattering approach^{2,3,37} we introduce the fermionic creation and annihilation operators for the carrier scattering states. The operator $\hat{a}_L^\dagger(E, \theta)$ or $\hat{a}_L(E, \theta)$ creates or annihilates particles with total energy E and incident angle θ in the left lead, which are incident upon the sample. Analogously, we define the creation $\hat{b}_L^\dagger(E, \theta)$ and annihilation $\hat{b}_L(E, \theta)$ operators for the outgoing single-particle states. Considering a particular incident energy E and incident angle θ , the scattering matrix s follows from the relation

$$\begin{pmatrix} b_L \\ b_R \end{pmatrix} = \underbrace{\begin{pmatrix} r & t' \\ t & r' \end{pmatrix}}_s \begin{pmatrix} a_L \\ a_R \end{pmatrix}, \quad (4)$$

where, t and r are the scattering elements of incidence from the left reservoir and t' and r' are those from the right reservoir.

The frequency of the potential modulation is small compared to the characteristic times for traversal and reflection of electrons and the pump is thus adiabatic. In this case one can employ an instant scattering matrix approach, i.e. $s(t)$ depends only parametrically on the time t . To realize a quantum pump one varies simultaneously two system parameters, e.g.^{2,3}

$$\begin{aligned} X_1(t) &= X_{10} + X_{\omega,1}e^{i(\omega t - \varphi_1)} + X_{\omega,1}e^{-i(\omega t - \varphi_1)}, \\ X_2(t) &= X_{20} + X_{\omega,2}e^{i(\omega t - \varphi_2)} + X_{\omega,2}e^{-i(\omega t - \varphi_2)}. \end{aligned} \quad (5)$$

Here, X_1 and X_2 are measures for the two barrier heights U_1 and U_2 , which can be modulated by applying two low-frequency (ω) alternating gate voltages. $X_{\omega,1}$ and $X_{\omega,2}$ are the corresponding oscillating amplitudes with phases $\varphi_{1/2}$; X_{10} and X_{20} are the static (equilibrium) components.

As in the work of Moskalets and Büttiker³, in the weak pumping limit ($X_{\omega,j} \ll X_{j0}$) and at zero temperature, the pump current could be expressed in terms of the scattering matrix

as follows.

$$I_\alpha = \frac{e\omega}{2\pi} \sum_{\beta j_1 j_2} X_{\omega, j_1} X_{\omega, j_2} \frac{\partial s_{\alpha\beta}}{\partial X_{j_1}} \frac{\partial s_{\alpha\beta}^*}{\partial X_{j_2}} 2i \sin(\varphi_{j_1} - \varphi_{j_2}). \quad (6)$$

The mechanisms of an adiabatic quantum pump can be demonstrated in a mesoscopic system modulated by two oscillating barriers (see Fig. 1). We here consider a quantum pump without the effect of the Klein paradox and look into the latter afterwards. To prominently picture the charge flow driven process within a cyclic period, the two potential barriers are modulated with a phase difference of $\pi/2$ in the manner of $U_1 = U_0 + U_{1\omega} \sin t$ and $U_2 = U_0 + U_{2\omega} \sin(t + \pi/2)$. Our discussion is within the framework of the single electron approximation and coherent tunneling. The Pauli principle is taken into account throughout the pumping process. The Fermi energy of the two reservoirs and the inner single-particle state energy are equalized to eliminate the external bias and secure energy-conserved tunneling. As shown in Fig. 1, the transmission strengths between one of the reservoirs and the inner single-particle state are denoted by t_1 - t_4 . When $t \in [0, \pi/2]$, $\sin t$ changes from 0 to 1 and $\sin(t + \pi/2)$ changes from 1 to 0. Considering the time-averaged effect, the chance of $U_1 > U_2$ and $U_1 < U_2$ is equal. Therefore, the probability of t_1 and t_3 balance out. The tunneling quantified by t_2 and t_4 do not occur since the inner particle state is not occupied. When $t \in [\pi/2, \pi]$, $\sin t$ changes from 1 to 0 and $\sin(t + \pi/2)$ changes from 0 to -1. $U_1 > U_2$ invariably holds in this time regime. The probability of t_3 prevails and a net particle flow is driven from the right reservoir to the middle state. When $t \in [\pi, 3\pi/2]$, $\sin t$ changes from 0 to -1 and $\sin(t + \pi/2)$ changes from -1 to 0. The probability of t_2 and t_4 balance out and the tunneling quantified by t_1 and t_3 are excluded from the Pauli principle. No net time-averaged tunneling occur. When $t \in [3\pi/2, 2\pi]$, $\sin t$ changes from -1 to 0 and $\sin(t + \pi/2)$ changes from 0 to 1. U_1 maintains a lower height than U_2 , which drives the particle in the inner state to the left reservoir. Through one whole pumping cycle, electrons (and positrons in graphene) are pumped from the right reservoir to the left by absorbing energy from the two oscillating sources. The tunneling is governed by quantum coherence. In each period, the pumping process repeats and the particles are driven continuously in the same direction as time accumulates. Direction-reversed current can be obtained with reversed phase difference of the two oscillating gates. The direction of the pumped current is from the phase-leading gate to the phase-lagged one without exception when we assume that higher barriers admit smaller transmission probability. It can find resemblance in its

classical turnstile counterpart³⁸ with the fore-opened gate admits transmission ahead of the later-opened one driving currents in corresponding manner.

We now consider the pumped current in the graphene-based conductor. In the numerical calculations, the parameters $U_{10} = U_{20} = 100$ meV, $L = 200$ nm, $U_{\omega,1} = U_{\omega,2} = 0.1$ meV. The phase difference of the two oscillating gate potentials $\Delta\phi = \phi_1 - \phi_2$ is set at a constant value of 0.5 (in radian). The unimpeded penetration of quasiparticles (quasielectrons and quasiholes) through high and wide potential barriers described by Klein paradox is an exotic property of graphene resulting from its particular double degenerate light-cone-like band structure. Considering a graphene-based double-barrier structure, it is possible to pump current from one reservoir to the other at zero external bias by oscillating the potential barrier heights. To demonstrate the Klein paradox induced pumping properties, we present in Figs. 2 and 3 the angular and energy dependence of the pumped current respectively with constant phase difference of the two gate voltages. The positive pumped current is defined to be from the left reservoir to the right. From Fig. 2, we observe zero net electron/positron flow at normal incidence for all incident energies. It is an effect of Klein tunneling. In terms of the conservation of pseudospin, the barrier always remains perfectly transparent for angles close to the normal incidence $\theta = 0$. Therefore, the adiabatic oscillation of the two gate potentials out of phase would allow equal transmission rightward and leftward for normal incidence throughout the period of their cyclic changes, which generates no net current flow. Finite current flow is pumped at the angles where pseudospin matching produces prominent transmission. For $E = 25$ meV, the pumped current is positive. For $E = 78$ meV, the pumped current is negative. For $E = 92$ meV, the pumped current curve flips back to the positive half plane of the figure. For $E = 98$ meV, the pumped current is positive for some incident angles and negative for others. It is shown here the pumped current can shift direction when the incident angle or energy change for fixed $\Delta\phi$. The accumulated contribution of electrons tunneling from different angles to the pumped current is shown in Fig. 3. It can be seen that the flow direction of the angle-averaged pumped current can change from rightward to leftward and reversely as the energy changes. This is remarkable since in quantum pumps based on usual mesoscopic nanoscale conductors considered in literature the direction of the pumped current is determined by the phase difference of the two oscillating parameters and remains constant when the latter is fixed (see the preceding introduction).

The results can be interpreted by the mechanism of the pumping process. Different from conventional tunnel barriers, the transmission probability in graphene through a high barrier can exceed that of a low barrier characterized by the Klein paradox. A numerical comparison is given in Fig. 4. In a pumping cycle, the phase-lagged gate can admit transmission in advance of the phase-leading when a high barrier is more transparent than a low one. Therefore the direction of the current flow can be reversed in such conditions. Accordingly, the angle-averaged pumped current can be in either direction even with the phase of the pump source fixed.

In summary, a quantum pump device involving the graphene-based ballistic tunneling structure is investigated. For two independent adiabatically modulated parameters of this device a finite net charge current is transported. The physical mechanism of quantum pumping is presented within the framework of single-particle approximation and coherent tunneling. It is observed that the direction of the pumped current can be reversed when a high barrier demonstrates stronger transparency than a low one, which is a result of the Klein paradox.

-
- ¹ M. Switkes, C. M. Marcus, K. Campman, and A. C. Gossard, *Science* **283**, 1905 (1999).
- ² P. W. Brouwer, *Phys. Rev. B* **58**, R10135 (1998). M. Büttiker, H. Thomas, and A. Prêtre, *Z. Phys. B* **94**, 133 (1994); *Phys. Rev. Lett.* **70**, 4114 (1993).
- ³ M. Moskalets and M. Büttiker, *Phys. Rev. B* **66**, 035306 (2002).
- ⁴ R. Benjamin and C. Benjamin, *Phys. Rev. B* **69**, 085318 (2004).
- ⁵ H. C. Park and K. H. Ahn, *Phys. Rev. Lett.* **101**, 116804 (2008).
- ⁶ P. Devillard, V. Gasparian, and T. Martin, *Phys. Rev. B* **78**, 085130 (2008).
- ⁷ R. Citro and F. Romeo, *Phys. Rev. B* **73**, 233304 (2006).
- ⁸ M. Moskalets and M. Büttiker, *Phys. Rev. B* **72**, 035324 (2005).
- ⁹ M. Moskalets and M. Büttiker, *Phys. Rev. B* **75**, 035315 (2007).
- ¹⁰ F. Romeoa and R. Citro, *Eur. Phys. J. B* **50**, 483 (2006).
- ¹¹ J. Splettstoesser, M. Governale and J. König, *Phys. Rev. B* **77**, 195320 (2008).
- ¹² M. Strass, P. Hänggi, and S. Kohler, *Phys. Rev. Lett.* **95**, 130601 (2005).
- ¹³ J.E. Avron, A. Elgart, G.M. Graf, and L. Sadun, *Phys. Rev. Lett.* **87**, 236601 (2001).
- ¹⁴ B. G. Wang, J. Wang, and H. Guo, *Phys. Rev. B* **65**, 073306 (2002).
- ¹⁵ B. G. Wang and J. Wang, *Phys. Rev. B* **66**, 125310 (2002).
- ¹⁶ B. G. Wang, J. Wang, and H. Guo, *Phys. Rev. B* **68**, 155326 (2003).
- ¹⁷ L. Arrachea, *Phys. Rev. B* **72**, 125349 (2005).
- ¹⁸ Y. Tserkovnyak, A. Brataas, G. E. W. Bauer, and B. I. Halperin, *Rev. Mod. Phys.* **77**, 1375 (2005).
- ¹⁹ D. C. Ralph and M. D. Stiles, *J. Magn. Magn. Mater.* **320**, 1190 (2008).
- ²⁰ Y.M. Blanter and M. Büttiker, *Physics Reports* **336**, 1 (2000).
- ²¹ K. S. Novoselov, A. K. Geim, S. V. Morozov, D. Jiang, M. I. Katsnelson, I.V. Grigorieva, S.V. Dubonos, and A. A. Firsov, *Nature (London)* **438**, 197 (2005).
- ²² *Nature* **458**, 390 (2009).
- ²³ X. R. Wang, Y. J. Ouyang, X. L. Li, H. L. Wang, J. Guo, and H. J. Dai, *Phys. Rev. Lett.* **100**, 206803 (2008).
- ²⁴ J. Cayssol, B. Huard, and D. Goldhaber-Gordon, *Phys. Rev. B* **79**, 075428 (2009).
- ²⁵ X. Wang, L. J. Zhi, and K. Müllen, *Nano Letters* **8**, 323 (2008).

- ²⁶ M. I. Katsnelson, K. S. Novoselov, and A. K. Geim, *Nat. Phys.* **2**, 620 (2006).
- ²⁷ J. Tworzydło, B. Trauzettel, M. Titov, A. Rycerz, and C. W. J. Beenakker, *Phys. Rev. Lett.* **96**, 246802 (2006).
- ²⁸ J. Milton Pereira Jr., P. Vasilopoulos, and F. M. Peeters, *Appl. Phys. Lett.* **90**, 132122 (2007).
- ²⁹ R. Zhu and Y. Guo, *Appl. Phys. Lett.* **91**, 252113 (2007).
- ³⁰ R. Danneau, F. Wu, M. F. Craciun, S. Russo, M. Y. Tomi, J. Salmilehto, A. F. Morpurgo, and P. J. Hakonen, *Phys. Rev. Lett.* **100**, 196802 (2008).
- ³¹ L. DiCarlo, J. R. Williams, Y. M. Zhang, D. T. McClure, and C. M. Marcus, *Phys. Rev. Lett.* **100**, 156801 (2008).
- ³² E. B. Sonin, *Phys. Rev. B* **79**, 195438 (2009).
- ³³ V. P. Gusynin and S. G. Sharapov, *Phys. Rev. Lett.* **95**, 146801 (2005).
- ³⁴ C. L. Kane and E. J. Mele, *Phys. Rev. Lett.* **95**, 226801 (2005).
- ³⁵ D. A. Abanin, P. A. Lee, and L. S. Levitov, *Phys. Rev. Lett.* **96**, 176803 (2006).
- ³⁶ R. Bistritzer and A. H. MacDonald, *Phys. Rev. Lett.* **102**, 206410 (2009).
- ³⁷ D. K. Ferry and S. M. Goodnick, in *Transport in Nanostructures*, (Cambridge University Press, 1997).
- ³⁸ L. P. Kouwenhoven, A. T. Johnson, N. C. van der Vaart, C. J. P. M. Harmans, and C. T. Foxon, *Phys. Rev. Lett.* **67**, 1626 (1991).

FIG. 1: The tunneling scenario of an adiabatic quantum pump. The two shadowed blocks represent the left and right electron reservoirs respectively. The two barriers oscillate adiabatically in time. The middle bar indicates the single-particle state between the two barriers. The Fermi levels of the two reservoirs are the same and are leveled to the single-particle state within the conductor. t_1 - t_4 indicate the transmission amplitudes between one of the two reservoirs and the middle single-particle state.

FIG. 2: Angular dependence of the pumped current for different quasiparticle energy.

FIG. 3: Energy dependence of the angle-averaged pumped current.

FIG. 4: Angular dependence of the static transmission probability of tunneling from the left reservoir to the right without gate potential oscillation for different heights of the right barrier. The height of the left barrier is fixed to be 100 meV. The Fermi energy of the reservoir is 72 meV.

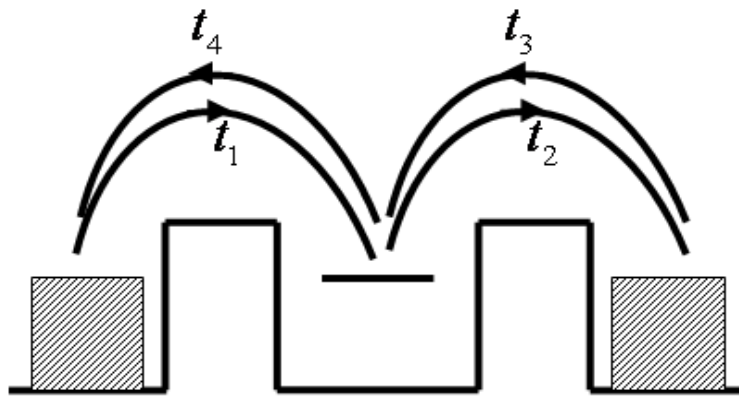


Figure 1 by ZHU *et al.*

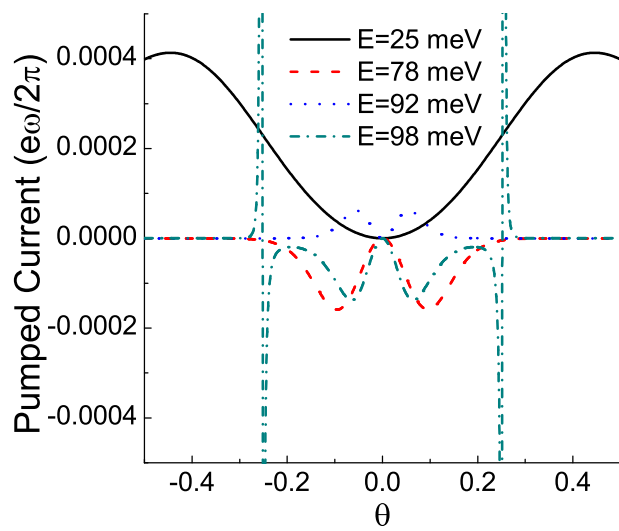


Figure 2 by ZHU *et al.*

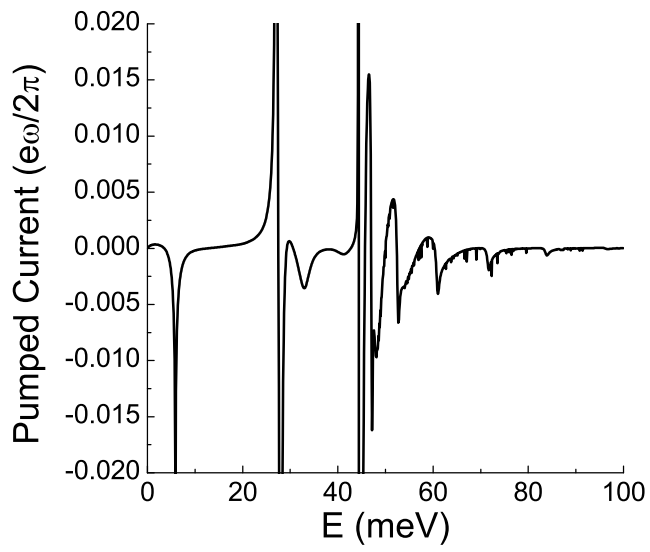


Figure 3 by ZHU *et al.*

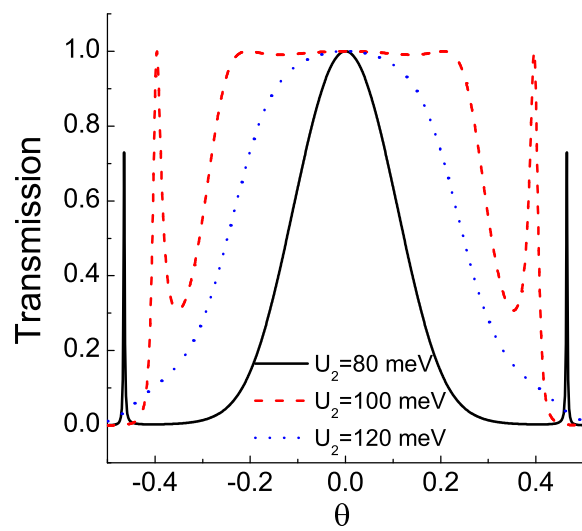


Figure 4 by ZHU *et al.*