

Emergence of Levy statistics in many-particle quantum systems

A. V. Ponomarev, S. Denisov, and P. Hänggi

Institute of Physics, University of Augsburg, Universitätstr. 1, D-86159 Augsburg

(Dated: May 4, 2019)

We consider a system of N strongly interacting (hard-core) bosons at finite temperatures on a one-dimensional optical lattice with parabolic confinement. Using two complimentary approaches, canonical and grand-canonical formalisms, we discovered that the system momentum distribution obeys Levy statistics. The tunable Levy spline reproduces momentum distributions in the entire experimentally accessible region, including the first-order diffraction peaks. Our finding allows for calibration of different quantum states by using a unique scaling exponent and provides an excellent approximation to recent experimental observations (B. Paredes *et al.*, Nature **429**, 277 (2004)).

PACS numbers: 05.40.Fb; 67.85.-d; 47.27.eb; 05.30.Jp

Since first observations of quantum collective phenomena, the quantum systems with strongly interacting constituents had become of paramount interest in condense matter community [1]. A new wave of activity in the area of quantum many-body systems has been burgeoning with the advent of laser cooling techniques [2]. Many of those quantum models, which were thought to be theoretical abstractions, has since been implemented with cold atoms [3]. One of such models, a one-dimensional system of hard-core bosons – the Tonks-Girardeau (TG) gas [4] – has been thoroughly probed in recent experiments [5, 6].

While the density profile and the energy spectrum of hard-core bosons resemble that of non-interacting fermions, its momentum distribution (MD) exhibits distinct features. The ground state of a homogeneous TG gas is known to possess an infrared divergence in the thermodynamic limit, $N \rightarrow \infty$, $n(p) \propto p^{-1/2}$ [7], which, however, vanishes upon addition of a harmonic confinement [8]. So far, there are no analytic results on the infrared behavior of the finite-temperature MD for a finite number bosons in a harmonic trap. In a sole harmonic confinement, the ground-state MD decays as $n(p) \propto p^{-4}$ in the high momentum regime [9]. Yet in the presence of an optical lattice, which sets an upper momentum scale given by the recoil momentum, $\hbar k_L$, where k_L is the wave vector of the laser beam, this region cannot be resolved with present state-of-the art experiments.

The finite-temperature MDs of $N \leq 20$ strongly repulsive bosons, confined on a one-dimensional optical lattice and an additional harmonic trap (a so called “1d tube”), have been measured experimentally [5]. These measurements revealed that in the intermediate region, $0.2 \leq |p/\hbar k_L| \leq 1$, a momentum profile can be approximated by a power-law, $n(p) \propto p^{-\gamma}$. The exponent γ depends on temperature, density, and strength of the atom-atom interactions. Results of numerical Monte-Carlo simulations have corroborated the experimental finding [10].

What kind of momentum statistics does emerge in a system of strongly repulsive bosons? In the present

work, we attest that *Levy statistics* model the MD of N thermalized hard-core bosons within a single 1d tube as well as within array of 1d tubes probed experimentally [5, 6]. Levy statistics [11] are known to describe classical chaotic transport [12], processes of subrecoil laser cooling [13], fluctuations of stock market indices [14], time series of single molecule blinking events [15], or bursting activity of small neuronal networks [16]. The appearance of Levy statistics in a system output are a strong indicator of a long-range correlation “skeleton” which conducts system intrinsic dynamics [16, 17]. While for non-interacting bosons one expects Bose-Einstein statistics, the Levy statistics have at no time emerged in the context of *many-particle quantum* systems before. The great advantage of the Levy-based analysis is its capability of calibration of the TG in different quantum regimes by a unique scaling exponent α .

Tonks-Girardeau gas at finite temperatures.—A Bose gas in a deep optical lattice is well described by the Bose-Hubbard Hamiltonian

$$H = -J \sum_l (b_l^\dagger b_{l+1} + h.c.) + \nu \sum_l l^2 b_l^\dagger b_l + \frac{U}{2} \sum_l n_l(n_l - 1), \quad (1)$$

where $n_l = b_l^\dagger b_l$ is the particle number operator, J is the hopping strength, the parabolicity $\nu = M\omega_0^2 d^2/2$ is the amplitude of the external parabolic potential with the trapping frequency ω_0 , M is the mass of the atom, and d is the lattice constant. The last term in (1) describes the on-site atom-atom interactions. Here we are interested in the TG regime, where the strength of the repulsive atom-atom interaction considerably exceeds the kinetic (hopping) energy, i.e., $U/J \rightarrow \infty$, [4]. Therefore, the interaction term can be substituted by the condition that two bosons cannot occupy the same lattice site [4].

The momentum distribution can be obtained from the reduced single-particle density matrix $\rho_{n,l}$, reading

$$n(p) = |\Phi(p)|^2 \sum_{n,l} e^{-ip(n-l)} \rho_{n,l}, \quad (2)$$

where the momentum p is written in units of recoil momentum $\hbar k_L = \pi \hbar/d$, and the envelope $\Phi(p)$ is the

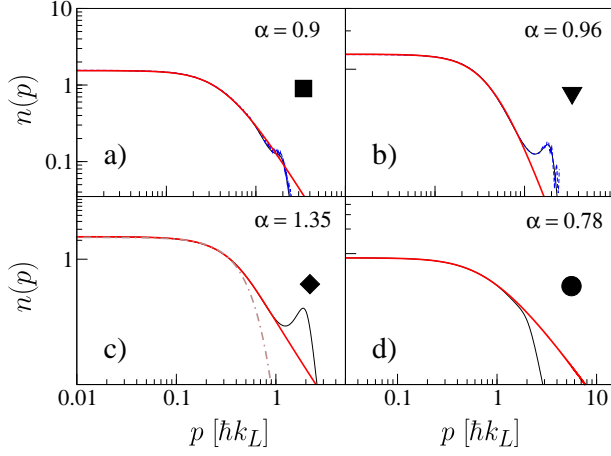


FIG. 1: (color online) Momentum density profiles (MD) for $N = 40$ (a); 30 (b); 10 (c); 90 (d) hard-core bosons in a 1d tube, thin (black) lines, at four different sets of parameters are compared to Levy distributions, thick (red) line, and propagators of Levy walk, dashed (blue) lines. Dashed-dotted line (c) corresponds to a Gaussian approximation. The parameters $(N/n_s, k_B T/J)$ are indicated by symbols \blacklozenge , \blacktriangledown , \blacksquare , \bullet in Fig. 2. Note that some lines are practically indistinguishable.

Fourier transform of the Wannier function. Note that the latter, as well as the hopping J , is solely defined by the lattice depth, V_0 , measured in units of recoil energy, $E_R = (\hbar k_L)^2/2M$.

To find this single-particle density matrix, we employ here the grand-canonical [18] and the canonical formalism [19]. The first is relevant for a system being in contact with a thermal cloud at constant temperature T , while the second describes an isolated particle system.

Within the grand-canonical description, the number of bosons, N , is a fluctuating quantity and the reduced single-particle density matrix is defined as the trace over the Fock space,

$$\rho_{n,l} = \frac{1}{Z} \text{Tr} \left\{ \langle b_n^\dagger b_l \rangle e^{-\beta(H - \mu \sum_j n_j)} \right\}, \quad (3)$$

where the chemical potential μ is fixed to give the required number of particles $N = \sum_l \rho_{l,l}$ in the system, $\beta = 1/k_B T$ with k_B being the Boltzmann factor, and Z is the grand-canonical partition function. The latter coincides with that of non-interacting fermions, i.e., $Z = \prod_j [1 + e^{-\beta(\epsilon_j - \mu)}]$, where ϵ_j stands for the single-particle energy spectrum.

In the canonical formalism, the particle reservoir is absent, meaning that one has to find the number, N_e , self-consistently from those many particle states, $|\Psi^n\rangle$, together with their eigenenergies, E_n , that contribute to the thermal superposition at a given temperature. The reduced single-particle density matrix is then obtained as a sum of thermally weighted density matrices evaluated

for each eigenstates separately; i.e.,

$$\rho_{n,l} = \frac{1}{Z} \sum_{m=1}^{N_e} e^{-\beta E_m} \langle \Psi^m | \langle b_n^\dagger b_l \rangle | \Psi^m \rangle, \quad (4)$$

where the canonical partition function Z is expressed through the true many particle energy spectrum, $E_m = \sum_j n_j \epsilon_j$, $n_j = 0, 1$; $Z = \sum_{m=1}^{N_e} e^{-\beta E_m}$.

There is a difference between the momentum distributions obtained within the grand-canonical and the canonical descriptions. This difference is mediated by the number of particles and becomes negligible for $N \gtrsim 10$ [18]. In addition, at finite temperatures $k_B T \gtrsim 0.1J$, systems with different number of particles, but the same densities N/n_s , possess the same momentum profiles [18]. Here, $n_s = 8(J\nu)^{1/2}/\pi$ is the number of single-particle eigenstates with non-zero population at the trap center [20]. The latter also yields the critical number of bosons in a 1d tube required to form the Mott-insulator in the trap center at zero temperature.

The typical examples of the MD are depicted with Fig. 1 for $N \geq 10$, where the results of grand-canonical and canonical ensembles are practically identical.

Levy and Levy-walk approximations.—In view of the strong non-Gaussian behavior of the function $n(p)$ (see Fig. 1c) and an apparent power-law intermediate asymptotics [5, 10], it is tempting to compare the MD of the TG gas with Levy distribution [11]. The latter, $L_\alpha(p)$, is a natural generalization of the Gaussian distribution, and it is defined by the Fourier transform of its characteristic function; i.e.,

$$L_\alpha(p) = \frac{1}{2\pi} \int_{-\infty}^{\infty} \varphi(\xi) e^{ip\xi} d\xi, \quad \varphi(\xi) = \exp(-C_\alpha |\xi|^\alpha), \quad (5)$$

where the exponent $0 < \alpha \leq 2$, and $C_\alpha < 0$ is some constant [11]. For $\alpha = 2$ the distribution is Gaussian. The value of α is invariant under the scaling transformation $p \rightarrow \text{const} \cdot p$, which can be used for fitting.

The Levy distribution exhibits a power-law asymptotics, $L_\alpha(p) \propto p^{-(\alpha+1)}$, as $|p| \rightarrow \infty$. These “heavy” tails cause the variance of Levy distributions to diverge for all $\alpha < 2$. However, this asymptotic limit is not relevant for our objective: the MD for the system (1) is bounded by the width of $|\Phi(p)|$, $(V_0/E_R)^{1/4} \hbar k_L$ [10], so that the MD variance remains finite. Our prime concern is the experientially accessible region, $|p| \lesssim 2\hbar k_L$ [5].

The fitting of the calculated MD $n(p)$ by the Levy distribution $L_\alpha(p)$ was automatized and performed numerically by the global minimum search of the mean square deviation, $\Delta = \sum_n \{[n(p_n) - L_\alpha(p_n)]^2/n(0)\}^{1/2}$, in a 2d parametric space $\{\alpha, C_\alpha\}$ (5). For the results shown on Figs. 1,2, we took 50 spline points equally spaced on the interval $p \in (0, \hbar k_L)$. The initial area, $\alpha \in (0, 2)$, $C_\alpha \in (0, 30)$, covered by 10×10 grid was iteratively converged to the global minimum by decreasing

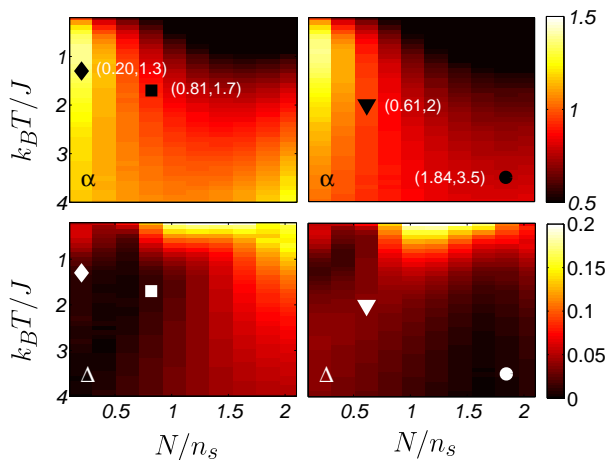


FIG. 2: (color online) The scaling exponent of Levy distribution, α (top), and corresponding mean square deviation from the exact momentum density profile, Δ (bottom), of TG gas as a function of temperature and particle density for two different amplitudes of the optical lattice, $V_0 = 4.6 E_R$ (left column), and $V_0 = 9.3 E_R$ (right column), see text for more details. The amplitude of parabolic confinement is chosen as $\nu = 2 \cdot 10^{-4} E_R$.

the grid step in α and C_α until the desired relative accuracy (fixed to 1% in all figures) was reached.

In Fig. 2, we show the dependence of scaling exponent α (top) on the scaled temperature $k_B T / J$ and scaled particle density, N / n_s (obtained for $N = 10, \dots, 100$, and $n_s = 48.78$), together with the associated mean square deviation Δ (bottom), at relatively low and high amplitude of the optical lattice. These diagrams (see also Fig. 1, for concrete examples of MD and their Levy-spline approximations) constitute a first main result of this work, namely, the convergence of MD of TG gas towards the Levy distribution with increasing temperature.

Despite of infinitely strong on-site repulsive interactions, the systematic increase of the Levy exponent α with temperature, cf. Fig. 2 (top), is consistent with the high-temperature limit where the ideal Bose gas obeys the classical Boltzmann-Maxwell statistics with a Gaussian MD, i.e., $\alpha = 2$.

Let us next focus the attention to the region near the first-order diffraction peaks, $|p| = 2\hbar k_L$. Beyond this region the behavior of the MD is strongly suppressed over that of the Levy distribution. As the next spline function, we use the propagator, i.e. the probability to observe a particle at a position p at some scaled time u , if initially localized at $p = 0$, for a Levy walk process [22]. A simple schematization of a Levy walk (in the p -space) consists of a particle moving ballistically between successive “collisions” whose flight of time segment τ is distributed according to a power law, $\psi(\tau) \propto \tau^{-\alpha-1}$, and the velocity randomly assumes the value $+2$ or -2 , with equal probabilities. The propagator of such a process, $\tilde{L}_\alpha(p, u)$,

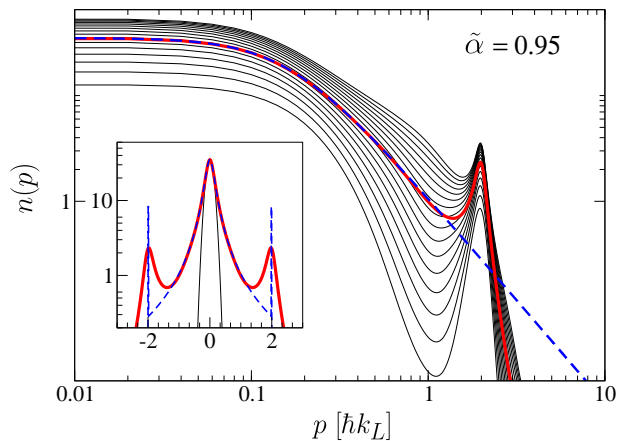


FIG. 3: (color online) Momentum distributions (MD) for $N = 3, \dots, 18$ hard-core bosons, thin (black) lines, obtained within the canonical approach (4) and the MD averaged over the array of 1d tubes according to the experimental procedure used in Ref. [5], thick (red) line, with its best Levy-spline, thick (blue) dashed line. Inset: Averaged MD, thick (red) line, and its Levy-walk approximation with zero dispersion, dashed (blue) line. Thin (black) line shows the Gaussian approximation of the central part of the MD.

coincides with the Levy function in the region $|p| \leq u$, and exhibits a cutoff at $|p| = u$ with sharp δ -like peaks at the outmost wings, see inset in Fig. 3. Smooth broadened peaks are obtained as soon as this binary velocity distribution $P(v) = (\delta(v-2) + \delta(v+2))/2$ is replaced by a symmetric velocity distribution possessing a finite width, e.g. using a Gaussian distribution, see Figs. 1, 4 [23].

Averaging over the array of 1d tubes.—The single 1d tube realization, using a fixed temperature T and fixed particle number N , is not directly accessible with the present state-of-art experiments. The averaging over an array of tubes done in Ref. [5] can be understood as an averaging over many realizations, with different parameters for T and N . The averaged momentum profile appears as a superposition of several different statistics, i.e. as a so termed *superstatistics* [24]. Using a proper weight function, $f(\beta)$, one can construct a Levy distribution from a parameterized set of Gaussian distributions of different dispersion, $L_\alpha(p) = \int_{-\infty}^{\infty} G(p, \beta) f(\beta) d\beta$ [24]. Yet, to the best of our knowledge, there are no results concerning the superposition of many different Levy functions of *different exponents* α . The averaging procedure, introduced in Ref. [5], uses a weighting function which depends on the particle number N . This parameter, though indirectly, defines the temperature within a tube. The weighting function (i.e. the probability of having a tube with N particles) is parameterized by the single parameter, the number of particles in the central tube, N_c . We implemented the averaging procedure used in [5] with $N_c = 18$, for a set of pre-calculated individ-

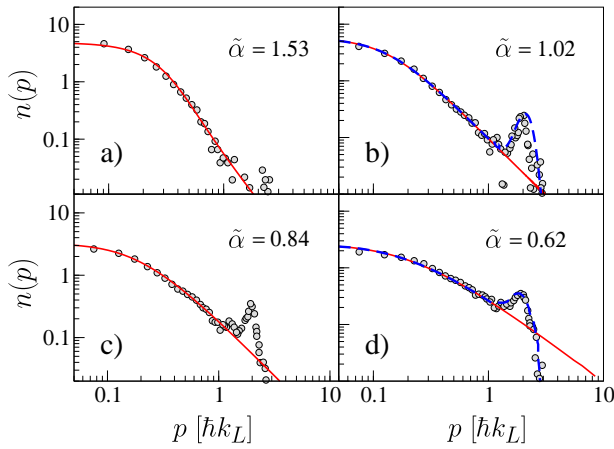


FIG. 4: (color online) The experimental data for the MD of the 1d quantum gases for different axial lattice depths [5], grey dots; unnormalized Levy distributions with the scaling exponent $\tilde{\alpha}$, solid (red) lines; propagators for the Levy walk with a Gaussian distribution for the flight velocity, dashed (blue) lines, see text for more details. The dispersions of the velocity distributions are $\sigma = 0.07$ (b) and $\sigma = 0.11$ (d).

ual MDs. The result for $k_B T = 0.5J$, $V_0 = 4.6E_R$ and $\nu = 8 \cdot 10^{-4}E_R$ is depicted in Fig. 3. The averaged MD is perfectly approximated by the Levy distribution with an “average” scaling exponent, $\tilde{\alpha}$; this is so despite the sizable dispersion of α -values appearing in the different momentum profiles.

Our main objective is the comparison of our scheme with the experimental data from Ref. [5], see Fig. 4. As one can deduce the Levy distribution yields an excellent approximation for the MD of the experimental system although the latter does not map precisely to the TG gas, but rather corresponds to a set of N soft-core bosons with $U/J < \infty$ (1) [10]. In the experiment, one used an intermediate range only ($0.2 \leq |p/\hbar k_L| \leq 1$) power-law fit, $n(p) \propto p^{-\gamma_{exp}}$ [5], with $\gamma_{exp} - 1 = 1.2; 0.9; 0.4; 0.2$ for the data shown on Figs. 4(a-d), respectively. We emphasize, however, that in the experimentally accessible region, $|p| \lesssim 2\hbar k_L$, the power law behavior with the exponent $\gamma_{exp} - 1 = \tilde{\alpha}$ of the Levy statistics are not yet valid, but is assumed only for much larger momentum values. Therefore, the theoretical estimates $\tilde{\alpha}$ in Fig. 4 exceed those intermediate, experimentally fit-values, i.e. one consistently finds that $\tilde{\alpha} > \gamma_{exp} - 1$.

The anomalous statistics are not a peculiarity of a confined TG gas only. Preliminary numerical analysis shows that the MD of N strongly interacting fermionic atoms in a sole harmonic confinement [25] also obeys the Levy distribution (5). We thus conjecture that the Levy statistics are a generic feature of quantum many-particle systems with strong interparticle interactions.

While it is intuitively clear that it is the long-range correlations in the system that cause the emergence of Levy distributions, the task to unravel the inherent physi-

cal mechanism(s) yielding this anomalous Levy statistics remains a challenge. We think that the analysis of a reduced single-particle density matrix in a spirit of the theory of random Levy matrices [26] may shed additional light on this intriguing issue.

This work was supported by the DFG through grant HA1517/31-1 and by the German Excellence Initiative “Nanosystems Initiative Munich (NIM)”.

-
- [1] D. J. Thouless, *The Quantum Mechanics of Many-body Systems* (Academic Press, New York, 1972); A. L. Fetter and J. D. Walecka, *Quantum Theory of Many-Particle Systems* (Dover, New York, 2003).
 - [2] H. J. Metcalf and P. van der Straten, *Laser Cooling and Trapping* (Springer, New York, 1999).
 - [3] O. Morsch and M. Oberthaler, Rev. Mod. Phys. **78**, 179 (2006).
 - [4] M. Girardeau, J. Math. Phys. **1**, 516 (1960).
 - [5] B. Paredes *et al.*, Nature **429**, 277 (2004).
 - [6] T. Kinoshita, T. Wenger, and D. S. Weiss, Science **305**, 1125 (2004).
 - [7] M. Olshanii and V. Dunjko, Phys. Rev. Lett. **91**, 090401 (2003).
 - [8] T. Papenbrock, Phys. Rev. A **67**, 041601(R) (2003).
 - [9] A. Minguzzi, P. Vignolo, and M. P. Tosi, Phys. Lett. A **294**, 222 (2002).
 - [10] L. Pollet, S. M. A. Rombouts, and P. J. H. Denteneer, Phys. Rev. Lett. **93**, 210401 (2004).
 - [11] W. Feller, *An Introduction to Probability Theory and Its Applications* (John Wiley and Sons, New York, 1970), Vol.2.
 - [12] M. F. Shlesinger, G. M. Zaslavsky, and J. Klafter, Nature **363**, 31 (1993).
 - [13] F. Bardou, J.-P. Bouchaud, A. Aspect and C. Cohen-Tannoudji, *Levy Statistics and Laser Cooling* (Cambridge Univ. Press, Cambridge 2000).
 - [14] R. N. Mantegna and H. E. Stanley, Nature **376**, 46 (1995).
 - [15] E. Barkai, R. Silbey, and G. Zumofen, Phys. Rev. Lett. **84**, 5339 (2000).
 - [16] R. Segev *et al.*, Phys. Rev. Lett. **88**, 118102 (2002).
 - [17] C.-K. Peng *et al.*, Phys. Rev. Lett. **70**, 1343 (1993).
 - [18] M. Rigol, Phys. Rev. A **72**, 063607 (2005).
 - [19] M. Rigol and A. Muramatsu, Phys. Rev. A **70**, 031603 (2004).
 - [20] The critical density n_s is found via mapping the single particle version of (1) onto the quantum pendulum [21].
 - [21] A. V. Ponomarev and A. R. Kolovsky, Laser Phys. **16**, 367 (2006).
 - [22] A. Blumen, G. Zumofen, and J. Klafter, Phys. Rev. A **40**, 3964 (1989).
 - [23] Note that a Levy walk as a *physical* process does not model the formation of the momentum distribution; we rather employ the *mathematical* function, i.e. the Levy walk propagator, which we then use as a spline.
 - [24] C. Beck and E. G. D. Cohen, Physica A **322**, 267 (2003).
 - [25] A. V. Ponomarev, S. Denisov and P. Hänggi, *unpublished*
 - [26] P. Cizeau and J. P. Bouchaud, Phys. Rev. E **50**, 1810 (1994).