

# A NUMERICAL APPROACH TO PERFORMANCE ANALYSIS OF QUICKEST CHANGE-POINT DETECTION PROCEDURES

George V. Moustakides, Aleksey S. Polunchenko and Alexander G. Tartakovsky

*University of Patras and University of Southern California*

*Abstract:* For the most popular sequential change detection rules such as CUSUM, EWMA, and the Shiryaev-Roberts test, we develop integral equations and a concise numerical method to compute a number of performance metrics, including average detection delay and average time to false alarm. We pay special attention to the Shiryaev-Roberts procedure and evaluate its performance for various initialization strategies. Regarding the randomized initialization variant proposed by Pollak, known to be asymptotically optimal of order-3, we offer a means for numerically computing the quasi-stationary distribution of the Shiryaev-Roberts statistic that is the distribution of the initializing random variable, thus making this test applicable in practice. A significant side-product of our computational technique is the observation that deterministic initializations of the Shiryaev-Roberts procedure can also enjoy the same order-3 optimality property as Pollak's randomized test and, after careful selection, even uniformly outperform it.

*Key words and phrases:* Fast Initial Response, Fredholm Integral Equation of the Second Kind, Numerical Analysis, Quasi-Stationary Distribution, Quickest Change-point Detection, Sequential Analysis, Shiryaev-Roberts Procedure.

## 1. Introduction

Change-point problems deal with anomaly detection or more generally detection of changes in the statistical behavior of processes. This problem has an enormous spectrum of important applications, including biomedical signal and image processing, quality control engineering, financial markets, link failure detection in communication networks, intrusion detection in computer networks and security systems, detection and tracking of covert hostile activities, chemical or biological warfare agent detection systems (as a protection tool against terrorist attacks), detection of the onset of an epidemic, failure detection in manufacturing systems and large machines, target detection in surveillance systems, econometrics, seismology, navigation, speech segmentation, and the analysis of

historical texts. See, e.g., Willsky (1976), Basseville and Nikiforov (1993), MacNeill (1993), Baron (2002), Galstyan, Mitra, and Cohen (2007), Kent (2000), Tartakovsky (1991), Tartakovsky and Ivanova (1992), Tartakovsky and Veeravalli (2004), Tartakovsky, Li, and Yaralov (2003), Tartakovsky, Rozovskii, Blažek, and Kim (2006), Wang, Zhang, and Shin (2002). In all of these applications, sensors monitoring the environment take observations that undergo a change in distribution in response to changes and anomalies in the environment or changes in patterns of a certain behavior. The observations are obtained sequentially and, as long as their behavior is consistent with the normal state, one is content to let the process continue. If the state changes, then one is interested in detecting the change as soon as possible while minimizing false detections.

Let  $\{X_n\}_{n \geq 1}$  denote observations that are obtained sequentially, and let  $\mathbb{P}_\infty$  and  $\mathbb{P}_0$  be the probability measures before and after the change. Let  $\mathbb{P}_\tau$  and  $\mathbb{E}_\tau$  denote the probability measure and the expectation induced when the time of change is  $\tau \geq 0$ . We use the convention that  $\tau$  is the *last* time instant where the observations follow the nominal (pre-change) regime, so the first observation under the alternative measure is at time  $\tau + 1$ . Thus  $\mathbb{P}_0$  means that the change took place before any observations were taken and all observations are under the alternative regime, whereas  $\mathbb{P}_\infty$  stands for the scenario in which the change is at infinity (i.e., does not occur) and all observations are under the nominal regime.

A sequential change detection procedure is identified with a stopping time  $T$  that is adapted to the filtration  $\{\mathcal{F}_n\}_{n \geq 0}$ , where  $\mathcal{F}_0$  is the trivial  $\sigma$ -algebra and, for  $n \geq 1$ ,  $\mathcal{F}_n = \sigma\{X_1, \dots, X_n\}$  is the  $\sigma$ -algebra generated by the first  $n$  observations. Thus the event  $\{T \leq n\}$  belongs to  $\mathcal{F}_n$ . Since the change occurs at an unknown instant, the objective is to detect it as quickly as possible while avoiding frequent false alarms. Therefore, the design of the quickest change-point detection procedure involves optimizing the trade-off between two kinds of performance measures, one being a measure of detection delay and the other being a measure of the frequency of false alarms. Regarding the latter, the false alarm rate is usually measured by the average time to false alarm  $\mathbb{E}_\infty[T]$ , commonly referred to as the average run length (ARL) to false alarm. For detection delay, two major non-Bayesian criteria have been proposed in the literature. The first,

due to Lorden (1971), is

$$\mathcal{J}_L(T) = \sup_{\tau \geq 0} \text{ess sup } \mathbb{E}_\tau[(T - \tau)^+ | \mathcal{F}_\tau], \quad (1.1)$$

where  $x^+ = \max\{x, 0\}$ ; and the second, due to Pollak (1985), is

$$\mathcal{J}_P(T) = \sup_{\tau \geq 0} \mathbb{E}_\tau[T - \tau | T > \tau], \quad (1.2)$$

where  $\mathbb{E}_\tau[T - \tau | T > \tau]$  is the (conditional) average delay to detection for the fixed point of change  $0 \leq \tau < \infty$ . As discussed in Moustakides (2008), Lorden's performance measure is appropriate for problems in which the change-point mechanism takes into account the observations for deciding about imposing the change. Pollak's measure, on the other hand, assumes that the change is imposed by a source independent from the observations. Both cases are equally important, referring to completely different classes of change-point applications.

Whether we use Lorden's or Pollak's measure, in finding an optimal stopping time one would normally be interested in minimizing  $\mathcal{J}_L(T)$  or  $\mathcal{J}_P(T)$  and maximizing, at the same time,  $\mathbb{E}_\infty[T]$ . The two goals are antagonistic and, therefore, we are content to minimize the worst average detection delay while controlling the ARL to false alarm  $\mathbb{E}_\infty[T]$  above a prescribed level. More formally, we are interested in solving the minimax constrained optimization problems

$$\inf_T \mathcal{J}_L(T) = \inf_T \sup_{\tau \geq 0} \text{ess sup } \mathbb{E}_\tau[(T - \tau)^+ | \mathcal{F}_\tau]; \text{ subject to } \mathbb{E}_\infty[T] \geq \gamma \quad (1.3)$$

for Lorden's measure, or

$$\inf_T \mathcal{J}_P(T) = \inf_T \sup_{\tau \geq 0} \mathbb{E}_\tau[T - \tau | T > \tau]; \text{ subject to } \mathbb{E}_\infty[T] \geq \gamma \quad (1.4)$$

for Pollak's measure. In both cases  $\gamma \geq 1$  is the prescribed minimum value of the ARL to false alarm. The problems (1.3) and (1.4) are central to sequential change-point detection theory, and numerous past and ongoing efforts aim to find the corresponding solutions for various observation models.

Regarding existing optimality results, Lorden (1971) proved that the Cumulative Sum (CUSUM) procedure, introduced by Page (1954), asymptotically (as  $\gamma \rightarrow \infty$ ) solves the minimax constrained optimization problem in (1.3) for i.i.d. observations before and after the change. Later, Moustakides (1986) showed that

CUSUM is *exactly* optimal for every  $\gamma > 1$  (see also Ritov (1990)). An analogous result for detecting a change in the drift of a Brownian motion has been independently established by Beibel (1996) and Shiryaev (1996). For an extension to a Gaussian process with independent nonhomogeneous increments see Tartakovsky (1995), and for a generalization to Itô processes see Moustakides (2004).

Shiryaev (1961) introduced an alternative to the CUSUM change detection scheme, currently known as the Shiryaev-Roberts (SR) procedure (cf. Roberts (1966)), that is central here. A randomized variant of this test was proposed by Pollak (1985) where, instead of initializing the test from 0 as in the original version, Pollak suggested a randomized initialization strategy with the initial point sampled from the quasi-stationary distribution of the SR statistic. We refer to this version as the Shiryaev-Roberts-Pollak (SRP) procedure. The gain obtained by this alternative initialization mechanism is significant. Pollak (1985) was able to demonstrate that his variant solves, asymptotically as  $\gamma \rightarrow \infty$ , the optimization problem defined in (1.4) within an  $o(1)$  quantity. More precisely, the SRP procedure has a  $\mathcal{J}_{\mathcal{P}}$  measure that differs from the (unknown) optimum by a quantity that tends to 0 as  $\gamma \rightarrow \infty$ , even though both worst average detection delays *tend to infinity*. We refer to this asymptotic optimality as *order-3*, as opposed to order-1, when the ratio of the two quantities tends to 1, or order-2 when their difference is bounded.

Despite its strong asymptotic optimality property, the SRP procedure is impossible to apply in practice because there is neither an analytical nor a numerical method for computation of the quasi-stationary distribution required for the initializing random variable (except in some rare cases; see, e.g., Pollak (1985) and Mevorach and Pollak (1991)). An important result of the present paper is a solid numerical technique for the computation of this distribution, making the SRP procedure readily available for applications. In addition, we examine alternative *deterministic* initialization strategies for the SR test. These variants, as we shall see in our numerical examples, are strong competitors of SRP, enjoying the same order-3 asymptotic optimality. As a matter of fact, in all of the examples we have tried, our tests (with several proposed initialization schemes) either outperformed the SRP test, or performed equally well in the sense that they exhibited either smaller or the same  $\mathcal{J}_{\mathcal{P}}$  measure for the same ARL to false alarm. At

the same time, the proposed versions of the SR procedure have a *fast initial response*, providing a smaller average detection delay for changes that occur from the very beginning (and soon after surveillance begins) as compared to both the conventional SR and the SRP procedure.

Regarding the classical SR procedure, Shiryaev (1961, 1963) considered the problem of detecting a change in the mean of a Brownian motion when a stationary regime is in place, effected by a change possibly occurring in a distant future, after many false alarms have been experienced. Shiryaev proved that the SR procedure is *exactly* optimal for minimizing the expected delay in detecting such distant changes against a stationary background of false alarms. Recently Pollak and Tartakovsky (2009), motivated by this result and by the work of Feinberg and Shiryaev (2006), obtained a similar result for detecting a change in a general discrete-time model, assuming that a change occurs at a far horizon (i.e., when  $\tau$  is large) and is preceded by a stationary flow of false alarms. Specifically, the SR procedure was shown to be *exactly* optimal in minimizing, subject to the familiar constraint  $\mathbb{E}_\infty[T] \geq \gamma$ , the *relative integral average detection delay*

$$\mathcal{J}(T) = \frac{\sum_{\tau=0}^{\infty} \mathbb{E}_\tau[(T - \tau)^+]}{\mathbb{E}_\infty[T]}$$

instead of the worst expected conditional detection delay  $\mathcal{J}_P(T)$  of (1.2). Furthermore, for a general discrete-time model, the value of  $\mathcal{J}(T)$  has been shown to be equal to the limiting (as  $\tau \rightarrow \infty$ ) value of the average detection delay of the repeated SR detection procedure when the same stopping time is reapplied after each false alarm. This result was initially established by Shiryaev (1961, 1963) for the Brownian motion model.

Finding the appropriate version of the SR procedure that minimizes Pollak's  $\mathcal{J}_P(T)$  measure is still an open problem. Answering this question is essential because the corresponding optimal test constitutes the missing complement of the CUSUM procedure for the two drastically different classes of change detection applications mentioned earlier.

Concluding the literature review on the CUSUM and SR tests, Tartakovsky and Ivanova (1992) consider the general case of processes with independent increments (for discrete and continuous time), providing efficient asymptotic formulas for the performance of the two procedures. Earlier, Pollak and Siegmund (1985)

carried out a similar analysis for the Brownian motion case.

A third test is the exponentially weighted moving average (EWMA) procedure, first proposed by Roberts (1959). Its behavior was studied in detail by Novikov and Ergashev (1988) and Novikov (1990) for arbitrary processes with independent and homogeneous increments. They show that the optimized EWMA procedure exhibits 23% more expected detection lag as compared to the CUSUM or SR procedure when detecting a change in the mean of a Gaussian process. These results were corroborated by Srivastava and Wu (1993) for detecting a change in the drift of a Brownian motion using an alternative technique. A comprehensive analysis of various EWMA schemes, and how they compete with CUSUM, can also be found in Lucas and Saccucci (1990).

The main goal here is a simple numerical method for the evaluation of the operating characteristics of the SR test and its SRP variant. Our numerical technique is also used for the performance evaluation and optimization of an alternative version of the SR procedure in which the initializing value is deterministic instead of random (which is the case in the SRP procedure). The final detection procedure that comes out of this optimization (as well as its modifications based on various initial conditions) is compared against the SRP test. In all numerical examples we present, the optimized deterministic initialization enjoys the same order-3 asymptotic optimality property as the SRP test and, more importantly, uniformly outperforms it. Of course these claims are only observations based on our numerical findings, but we work to support them analytically. In fact, a proof that the SR test with a certain deterministic initialization is exactly minimax (while the SRP test is not) in a particular example can be found in Polunchenko and Tartakovsky (2010).

This article is organized as follows. In Section 2 we formally state the problem and outline the SR test and its variants. In Section 3 we develop a system of *exact* integral equations on the performance metrics. In the same section we propose a set of approximations to these equations that arise when we develop numerical solutions to the initial set of integral equations. In Section 4 we give numerical examples involving Gaussian and exponential models to illustrate the capabilities of our numerical methodology, and compare the relative performance of the SR test and its variants of interest. Additionally in Subsection 4.3 we show,

very briefly, how our computational method can be modified to suit the other two popular tests – CUSUM and EWMA. Finally, in Section 5 we provide a summary of conclusions that can be drawn from our study.

## 2. The Shiryaev-Roberts Test and its Variants

We provide a brief overview of the SR test and its randomized variant – the SRP test – and introduce the version with the deterministic initialization that we propose here as an alternative to the SRP test.

We make the following assumptions regarding the change-point detection problem. Suppose a sequence  $\{X_n\}_{n \geq 1}$  of i.i.d. random variables is observed sequentially. Initially the sequence is “in-control”, i.e., all the observations come from pdf  $f_\infty(x)$ . At an unknown time  $\tau \geq 0$ , something happens and the sequence runs “out of control” by abruptly changing its statistical properties, so that from  $\tau + 1$  on the pdf switches to  $f_0(x) \neq f_\infty(x)$ . At this point it is desired to raise an alarm as quickly as possible, allowing for an appropriate action to be taken. We recall that a sequential detection procedure is identified with a stopping time  $T$  that is adapted to the filtration  $\{\mathcal{F}_n\}_{n \geq 0}$  generated by the observations.

To define the SR procedure let  $\ell_n = f_0(X_n)/f_\infty(X_n)$  denote the likelihood ratio of the  $n$ th observation and let  $R_n$  be the SR statistic defined as

$$R_n = \sum_{k=1}^n \prod_{j=k}^n \ell_j. \quad (2.1)$$

Then the original SR stopping time  $\mathcal{S}_\nu$  is the first time  $n$  that  $R_n$  attains a positive level  $\nu$ , i.e.,

$$\mathcal{S}_\nu = \inf\{n \geq 1 : R_n \geq \nu\}, \text{ with } \inf\{\emptyset\} = \infty, \quad (2.2)$$

where threshold  $\nu = \nu_\gamma$  is selected so that the false alarm constraint is satisfied with equality, i.e.,  $\mathbb{E}_\infty[\mathcal{S}_{\nu_\gamma}] = \gamma$ . It is easy to verify from (2.1) that the SR statistic follows the recursion  $R_n = (1 + R_{n-1})\ell_n$  initialized with  $R_0 = 0$ .

We propose a modification by initializing the test from any value  $R_0 = r \geq 0$ . Define the modified SR statistic  $R_n^r$  by the recursion

$$R_n^r = (1 + R_{n-1}^r) \ell_n, \quad R_0^r = r, \quad (2.3)$$

and the corresponding stopping time

$$\mathcal{S}_\nu^r = \inf\{n \geq 1 : R_n^r \geq \nu\}, \quad (2.4)$$

where again  $\nu$  is selected so that  $\mathbb{E}_\infty[\mathcal{S}_\nu^r] = \gamma$ . We call this variant SR- $r$ . Clearly, threshold  $\nu$  and initializing value  $r$  are related through the equation  $\mathbb{E}_\infty[\mathcal{S}_\nu^r] = \gamma$ . In satisfying this equality we can either assume that  $\nu$  is a function  $\nu_r$  of  $r$ , or that  $r$  is a function  $r_\nu$  of threshold  $\nu$ . For simplicity we omit subscripts.

Our intention is to isolate a specific value for the initializing parameter  $r$  that will give rise to a test that competes effectively with Pollak's randomized SRP version.

The SRP procedure is defined similarly to (2.3) and (2.4) but with  $R_0$  now a random variable distributed according to the quasi-stationary distribution of the SR statistic  $R_n$ :

$$\mathbb{P}[R_0 \leq x] = \lim_{n \rightarrow \infty} \mathbb{P}_\infty[R_n^0 \leq x | \mathcal{S}_\nu^0 > n], \quad x \in [0, \nu). \quad (2.5)$$

To avoid complications we assume that the likelihood ratio  $\ell_1 = f_0(X_1)/f_\infty(X_1)$  is continuous, in which case the quasi-stationary distribution exists (cf. Harris (1963), Theorem III.10.1). However, the case where  $\ell_1$  is nonarithmetic can also be covered with some additional effort.

Let the quasi-stationary density of the distribution (2.5) be  $q(x)$ . The SRP procedure is defined by

$$R_n^q = (1 + R_{n-1}^q) \ell_n, \quad R_0^q \sim q(x), \quad (2.6)$$

$$\mathcal{S}_\nu^q = \inf\{n \geq 1 : R_n^q \geq \nu\}, \quad (2.7)$$

where  $R_0^q \sim q(x)$  means that the initializing variable is random and distributed according to the pdf  $q(x)$ . Note that  $q(x) = q_\nu(x)$  depends on  $\nu$  and its support is  $[0, \nu)$ . Again, the threshold  $\nu$  is selected so that  $\mathbb{E}_\infty[\mathcal{S}_\nu^q] = \gamma$ . The main drawback of this test has been the fact that there was no specific way to compute  $q(x)$ , and finding  $q(x)$  has been an open problem since the first appearance of the SRP test in 1985. In Section 3 we give an efficient numerical answer.

To understand the reason for the randomized initialization, we observe that  $\mathcal{J}_P(T)$  is the supremum over the change time  $\tau$  of the sequence of conditional expected detection delays  $\mathbb{E}_\tau[T - \tau | T > \tau]$ ,  $\tau \geq 0$ . According to the general



decision theory (see, e.g., Ferguson (1967), Theorem 2.11.3) if a) we can find a stopping time  $T$  adapted to  $\{\mathcal{F}_n\}_{n \geq 0}$  that is an extended Bayes and an *equalizer rule* and b)  $T$  satisfies the false alarm constraint with equality, then  $T$  solves the minimax constrained optimization problem defined in (1.4). It follows from Pollak (1985) that the randomized initialization according to the quasi-stationary distribution guarantees the equalizer property  $\mathbb{E}_0[\mathcal{S}_\nu^g] = \mathbb{E}_\tau[\mathcal{S}_\nu^g - \tau | \mathcal{S}_\nu^g > \tau]$  for all  $\tau \geq 0$  and that threshold  $\nu = \nu_\gamma$  can be selected in such a way that the false alarm constraint is satisfied with equality. However, the SRP test was shown in Pollak (1985) to be only asymptotically optimal of order-3: if  $\nu = \nu_\gamma$  is such that  $\mathbb{E}_\infty[\mathcal{S}_\nu^g] = \gamma$ , we have

$$\mathbb{E}_0[\mathcal{S}_\nu^g] - \inf_{\{T: \mathbb{E}_\infty[T] \geq \gamma\}} \sup_{\tau \geq 0} \mathbb{E}_\tau[T - \tau | T > \tau] = o(1) \quad \text{as } \gamma \rightarrow \infty. \quad (2.8)$$

The question of which test exactly optimizes  $\mathcal{J}_P(T)$  and solves the minimax problem (1.4) is still open.

Due to (2.8) and the fact that the SRP is an equalizer, one can conjecture that this test is exactly optimal. No further analysis or counterexamples were offered until recently to support or disprove this (see also Mei (2006)). We believe that the proposed SR- $r$  variant can in fact provide a counterexample. As we see from the numerical examples in Section 4, the SR- $r$  test, properly optimized, can perform uniformly better than the SRP test. Although this is only based on our numerical findings, it nevertheless provides a strong evidence against the exact optimality of the SRP procedure. A counterexample where the SRP test is not optimal but the proposed SR- $r$  test is optimal can be found in Polunchenko and Tartakovsky (2010). While we believe that the optimal (for any given  $\gamma$ ) solution is a specially designed (non-randomized) SR- $r$  test with a varying in time (increasing) threshold (to guarantee constant conditional average detection delay), further discussion is out of the scope of this paper and will be presented elsewhere.

The idea of initializing the test statistics with a value different from 0 has been applied in the past by Lucas and Crosier (1982) and Lucas (1985) to CUSUM. The goal there was to reduce the average detection delay when observations are affected by a change from the beginning or soon after surveillance begins. By means of Monte Carlo simulations, it was shown that CUSUM with

a positive head start exhibits the so-called fast initial response feature, permitting a more rapid response to an initial “out-of-control” situation, than does the conventional CUSUM (initialized from 0), at a price of a minor performance degradation for large values of the point of change  $\tau$ . However, no method for choosing this initial head start value has been proposed.

### 2.1 Lower Bound and Asymptotic Optimality of Order-3

To assess the quality of a detection scheme we compare the test of interest against a *lower bound* of the optimal performance. Finding such a bound turns out to be much easier than finding the optimal test.

We now show that the SR- $r$  test with initial condition  $R_0^r = r$  can provide a convenient lower bound for the optimal performance. Indeed, observe that for any stopping time  $T$  and any point of change  $\tau \geq 0$  we can write

$$\mathcal{J}_P(T) \geq \mathbb{E}_\tau[T - \tau | T > \tau] = \frac{\mathbb{E}_\tau[(T - \tau)^+]}{\mathbb{P}_\tau[T > \tau]} = \frac{\mathbb{E}_\tau[(T - \tau)^+]}{\mathbb{P}_\infty[T > \tau]},$$

where we used the fact that since at  $\tau$  we are still under nominal conditions, we have  $\mathbb{P}_\tau[T > \tau] = \mathbb{P}_\infty[T > \tau]$ . From the previous inequality we conclude that

$$\mathcal{J}_P(T) \mathbb{P}_\infty[T > \tau] \geq \mathbb{E}_\tau[(T - \tau)^+]. \quad (2.9)$$

Applying this inequality for  $\tau = 0$ , multiplying each side with  $r \geq 0$  and observing that  $\mathbb{P}_\infty[T > 0] = 1$ , we deduce that

$$r \mathcal{J}_P(T) \geq r \mathbb{E}_0[T]. \quad (2.10)$$

Summing each side of (2.9) over all  $\tau \geq 0$  and adding the corresponding sides of (2.10), we end up with the inequality

$$\mathcal{J}_P(T) \left\{ r + \sum_{\tau=0}^{\infty} \mathbb{P}_\infty[T > \tau] \right\} \geq \left\{ r \mathbb{E}_0[T] + \sum_{\tau=0}^{\infty} \mathbb{E}_\tau[(T - \tau)^+] \right\}$$

or, equivalently,

$$\begin{aligned} \mathcal{J}_P(T) &\geq \frac{r \mathbb{E}_0[T] + \sum_{\tau=0}^{\infty} \mathbb{E}_\tau[(T - \tau)^+]}{r + \sum_{\tau=0}^{\infty} \mathbb{P}_\infty[T > \tau]} \\ &= \frac{r \mathbb{E}_0[T] + \sum_{\tau=0}^{\infty} \mathbb{E}_\tau[(T - \tau)^+]}{r + \mathbb{E}_\infty[T]}. \end{aligned}$$

If we call the lower bound

$$\mathcal{L}_P(T) = \frac{r\mathbb{E}_0[T] + \sum_{\tau=0}^{\infty} \mathbb{E}_{\tau}[(T - \tau)^+]}{r + \mathbb{E}_{\infty}[T]} \quad (2.11)$$

and optimize each side of the previous inequality over all  $T$  that satisfy the false alarm constraint  $\mathbb{E}_{\infty}[T] \geq \gamma$ , we obtain

$$\inf_{\{T: \mathbb{E}_{\infty}[T] \geq \gamma\}} \mathcal{J}_P(T) \geq \inf_{\{T: \mathbb{E}_{\infty}[T] \geq \gamma\}} \mathcal{L}_P(T).$$

Fortunately, the optimization of the lower bound  $\mathcal{L}_P(T)$  is possible and the optimizing stopping time is simply  $\mathcal{S}_{\nu}^r$ , that is,  $\inf_{\{T: \mathbb{E}_{\infty}[T] \geq \gamma\}} \mathcal{L}_P(T) = \mathcal{L}_P(\mathcal{S}_{\nu}^r)$ , where  $\nu = \nu_{\gamma}$  is such that  $\mathbb{E}_{\infty}[\mathcal{S}_{\nu}^r] = \gamma$ . The proof of this statement for  $r = 0$  is given in Pollak and Tartakovsky (2009), and for any arbitrary positive  $r$  it can be shown following similar arguments. The interesting observation is that the inequality is true for *any* nonnegative value of  $r$ .

From our previous arguments we have

$$\mathcal{J}_P(\mathcal{S}_{\nu}^r) \geq \inf_{\{T: \mathbb{E}_{\infty}[T] \geq \gamma\}} \mathcal{J}_P(T) \geq \mathcal{L}_P(\mathcal{S}_{\nu}^r). \quad (2.12)$$

This double inequality suggests that if we are interested in verifying whether  $\mathcal{S}_{\nu}^r$  is asymptotically optimal of order-3, it is sufficient to show that

$$\lim_{\gamma \rightarrow \infty} \{\mathcal{J}_P(\mathcal{S}_{\nu}^r) - \mathcal{L}_P(\mathcal{S}_{\nu}^r)\} = 0. \quad (2.13)$$

Fix a threshold  $\nu > 0$  and consider the specific initializing value

$$r_{\nu} = \arg \inf_{0 \leq r < \nu} \{\mathcal{J}_P(\mathcal{S}_{\nu}^r) - \mathcal{L}_P(\mathcal{S}_{\nu}^r)\} \quad (2.14)$$

as a candidate for initialization of the SR- $r$  scheme. The resulting stopping time  $\mathcal{S}_{\nu}^{r_{\nu}}$  is now a function only of the threshold  $\nu$ , and the latter is selected so that  $\mathcal{S}_{\nu}^{r_{\nu}}$  satisfies the false alarm constraint with equality. This uniquely defines our test, since both  $r = r_{\gamma}$  and  $\nu = \nu_{\gamma}$  depend only on the false alarm parameter  $\gamma$ .

It turns out that the proposed initialization strategy  $r_{\nu}$  defined in (2.14) has the following property that can be used as a simpler, alternative definition. If we fix  $\nu$  and compute  $\mathbb{E}_{\tau}[\mathcal{S}_{\nu}^r - \tau | \mathcal{S}_{\nu}^r > \tau]$ ,  $r_{\nu}$  is *the smallest*  $r$  for which the supremum  $\sup_{\tau \geq 0} \mathbb{E}_{\tau}[\mathcal{S}_{\nu}^r - \tau | \mathcal{S}_{\nu}^r > \tau]$  becomes equal to the steady state value  $\lim_{\tau \rightarrow \infty} \mathbb{E}_{\tau}[\mathcal{S}_{\nu}^r - \tau | \mathcal{S}_{\nu}^r > \tau]$ . Typical forms of  $\mathbb{E}_{\tau}[\mathcal{S}_{\nu}^r - \tau | \mathcal{S}_{\nu}^r > \tau]$ , as functions

of the change time  $\tau$  and for different values of the initializing parameter  $r$ , are depicted in Fig. 2.1(a). As we can see, if  $r < r_\nu$ , then the supremum of this function exceeds its steady state limit; whereas for  $r \geq r_\nu$ , the supremum coincides with the steady state limit. We observe that  $\mathbb{E}_\tau[\mathcal{S}_\nu^{r_\nu} - \tau | \mathcal{S}_\nu^{r_\nu} > \tau]$  attains the steady state value not only in the limit as  $\tau \rightarrow \infty$ , but also for some finite value of  $\tau$ . In the same figure we can also see that the selection  $r = 0$ , corresponding to the classical SR test, exhibits a decreasing behavior, with the worst detection delay appearing at  $\tau = 0$ . On the other hand, the SRP test with threshold  $\nu$  has a constant performance (dashed line) which coincides with the steady state value. Finally, we plot the expected detection delay for  $r = r_\star$ , where  $r_\star$  is the smallest  $r$  for which  $\mathbb{E}_\tau[\mathcal{S}_\nu^r - \tau | \mathcal{S}_\nu^r > \tau]$  becomes an increasing function of  $\tau$ .

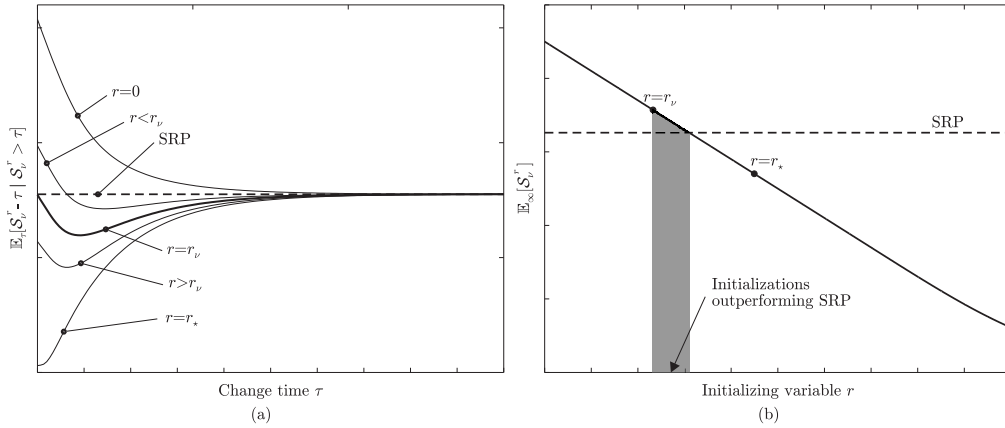


Figure 2.1: (a) Typical form of expected detection delay as a function of change-time  $\tau$  for various initialization strategies and (b) ARL to false alarm as a function of the initializing parameter  $r$ .

Therefore, we conclude that, for any given threshold  $\nu$ , the proposed initializing parameter  $r_\nu$  can be alternatively defined as

$$r_\nu = \inf \left\{ r \geq 0 : \mathbb{E}_\tau[\mathcal{S}_\nu^r - \tau | \mathcal{S}_\nu^r > \tau] \leq \lim_{\tau \rightarrow \infty} \mathbb{E}_\tau[\mathcal{S}_\nu^r - \tau | \mathcal{S}_\nu^r > \tau] \right\}. \quad (2.15)$$

The advantage here is that this does not involve the computation of the lower bound  $\mathcal{L}_P(\mathcal{S}_\nu^r)$ .

In Fig. 2.1(b) we plot the ARL to false alarm  $\mathbb{E}_\infty[\mathcal{S}_\nu^r]$  as a function of the initializing parameter  $r$ . For the same threshold, the proposed SR- $r_\nu$  test exhibits

a *larger* ARL to false alarm than the one obtained by the SRP test. Since both tests have the same worst conditional average detection delay (i.e., the same Pollak measure), this suggests that initialization with  $r = r_\nu$  is preferable to the SRP. Note that all values of  $r$  inside the half-toned strip in Fig. 2.1(b) correspond to tests that perform better than the SRP procedure. Furthermore, since the corresponding values of  $r$  are larger than  $r_\nu$ , their worst detection delay is equal to the steady state value and thus equal to the SRP performance.

As a last remark, recall that  $r_\star$  corresponds to the smallest  $r$  for which the conditional average detection delay becomes an increasing function of  $\tau$ . Thus this initialization strategy exhibits a strong fast initial response, responding much faster to changes that take place in earlier than later stages, complete opposite to the classical SR test that starts from  $r = 0$  and prefers large change-times  $\tau$ .

### 3. Proposed Methodology

We derive here *exact* integral equations, as well as relevant recursive formulas, for the performance metrics of the SR- $r$  and SRP tests. The exact formulation is then followed by a set of approximations leading to classical linear problems from Linear Algebra that can be solved numerically, and thus provide answers to long standing performance evaluation problems.

#### 3.1 Integral Equations for the Operating Characteristics of the SR- $r$ Test

Fix  $r, \nu$  with  $r \in [0, \nu)$  and define  $\phi_i(r) = \mathbb{E}_i[\mathcal{S}_\nu^r]$ , where  $i = 0, \infty$ . The function  $\phi_\infty(r)$  is the ARL to false alarm and  $\phi_0(r)$  is the average detection delay when the change takes place before surveillance begins. Since the statistic  $R_n^r$  obeys the recursion  $R_n^r = (1 + R_{n-1}^r)\ell_n$  (cf. (2.3)), it is clear that  $\{R_n\}_{n \geq 0}$  is a homogeneous Markov process and, therefore, one has

$$\phi_i(r) = 1 + \mathbb{E}_i \left[ \phi_i(R_1^r) \mathbb{1}_{\{R_1^r < \nu\}} | R_0^r = r \right],$$

where, hereafter,  $\mathbb{1}_{\mathcal{A}}$  stands for the indicator of a set  $\mathcal{A}$ . Since

$$\mathbb{P}_i[R_1^r \leq x | R_0^r = r] = \mathbb{P}_i \left[ \ell_1 \leq \frac{x}{1+r} \right] = F_i \left( \frac{x}{1+r} \right),$$

where  $F_i(\cdot)$  is the cdf of the likelihood ratio  $\ell_1$  under the  $\mathbb{P}_i$  measure, by substituting this equality into the previous one we obtain the final integral form for

the functions of interest

$$\phi_i(r) = 1 + \int_0^\nu \phi_i(x) \frac{\partial}{\partial x} F_i \left( \frac{x}{1+r} \right) dx, \quad i = 0, \infty. \quad (3.1)$$

The next important performance metric is the conditional expected detection delay

$$\mathbb{E}_\tau[\mathcal{S}_\nu^r - \tau | \mathcal{S}_\nu^r > \tau] = \frac{\mathbb{E}_\tau[(\mathcal{S}_\nu^r - \tau)^+]}{\mathbb{P}_\infty[\mathcal{S}_\nu^r > \tau]}, \quad \tau = 0, 1, 2, \dots \quad (3.2)$$

We consider the numerator and the denominator separately and propose recursive formulas for their computation. For  $\tau \geq 1$ , let  $\delta_\tau(r) = \mathbb{E}_\tau[(\mathcal{S}_\nu^r - \tau)^+]$  and  $\rho_\tau(r) = \mathbb{P}_\infty[\mathcal{S}_\nu^r > \tau]$ . Due to the Markov nature of  $\{R_n^r\}_{n \geq 0}$ , for  $\tau \geq 1$ , we have recursions for the sequences of functions:

$$\begin{aligned} \delta_\tau(r) &= \mathbb{E}_\infty[\delta_{\tau-1}(R_1^r) \mathbb{1}_{\{R_1^r < \nu\}} | R_0^r = r] \\ &= \int_0^\nu \delta_{\tau-1}(x) \frac{\partial}{\partial x} F_\infty \left( \frac{x}{1+r} \right) dx \end{aligned} \quad (3.3)$$

$$\begin{aligned} \rho_\tau(r) &= \mathbb{E}_\infty[\rho_{\tau-1}(R_1^r) \mathbb{1}_{\{R_1^r < \nu\}} | R_0^r = r] \\ &= \int_0^\nu \rho_{\tau-1}(x) \frac{\partial}{\partial x} F_\infty \left( \frac{x}{1+r} \right) dx, \end{aligned} \quad (3.4)$$

where  $\delta_0(r) = \phi_0(r)$  and  $\rho_0(r) = 1$ . The sequences of functions  $\{\delta_\tau(r)\}, \{\rho_\tau(r)\}$  can be computed using these recursive formulas; they involve a repetitive application of the same linear transformation on an initial function and

$$\mathbb{E}_\tau[\mathcal{S}_\nu^r - \tau | \mathcal{S}_\nu^r > \tau] = \frac{\delta_\tau(r)}{\rho_\tau(r)}, \quad \mathcal{J}_P(\mathcal{S}_\nu^r) = \sup_{\tau \geq 0} \frac{\delta_\tau(r)}{\rho_\tau(r)}.$$

**Remark.** It is of interest to evaluate the local false alarm probabilities  $\mathbb{P}_\infty[\mathcal{S}_\nu^r \leq k + m | \mathcal{S}_\nu^r > k]$ ,  $k = 0, 1, \dots$ , inside a fixed “window” of size  $m$  ( $m \geq 1$ ; for  $m = 1$  we obtain the instantaneous false alarm probability). In particular, the supremum local false alarm probability  $\sup_{k \geq 0} \mathbb{P}_\infty[\mathcal{S}_\nu^r \leq k + m | \mathcal{S}_\nu^r > k]$  can serve as an alternative measure of the false alarm rate in place of the ARL to false alarm (see Tartakovsky (2005, 2009) for a more detailed discussion). Since

$$\mathbb{P}_\infty[\mathcal{S}_\nu^r \leq k + m | \mathcal{S}_\nu^r > k] = \frac{\mathbb{P}_\infty[k < \mathcal{S}_\nu^r \leq k + m]}{\mathbb{P}_\infty[\mathcal{S}_\nu^r > k]} = 1 - \frac{\mathbb{P}_\infty[\mathcal{S}_\nu^r > k + m]}{\mathbb{P}_\infty[\mathcal{S}_\nu^r > k]},$$

we obtain that  $\mathbb{P}_\infty[\mathcal{S}_\nu^r \leq k + m | \mathcal{S}_\nu^r > k] = 1 - \rho_{k+m}(r)/\rho_k(r)$ , where  $\rho_0(r) = 1$  and  $\rho_j(r)$ ,  $j = 1, 2, \dots$  are given in (3.4).

### 3.2 Integral Equations for the Operating Characteristics of the SRP Test

We now derive equations for the operating characteristics of the randomized SRP scheme. First, the quasi-stationary density  $q(x)$  satisfies the integral equation

$$\lambda_{\max} q(x) = \int_0^\nu q(r) \frac{\partial}{\partial x} F_\infty \left( \frac{x}{1+r} \right) dr \quad (3.5)$$

(cf. Pollak (1985)), where  $\lambda_{\max}$  is the leading eigenvalue of the linear integral operator induced by the kernel

$$K_\infty(x, r) = \frac{\partial}{\partial x} F_\infty \left( \frac{x}{1+r} \right), \quad x, r \in [0, \nu),$$

and, consequently,  $q(x)$  is the corresponding (left) eigenfunction. Since  $q(x)$  is a probability density with support  $[0, \nu)$ , it also satisfies the constraint

$$\int_0^\nu q(x) dx = 1. \quad (3.6)$$

Equations (3.5) and (3.6) are sufficient to *uniquely define*  $\lambda_{\max}$  and  $q(x)$ , while their existence is guaranteed by Harris (1963), Theorem III.10.1. Furthermore, integrating both sides of (3.5) with respect to  $x$  over the interval  $[0, \nu)$ , using (3.6) and the fact that  $F_\infty(0) = 0$ , we conclude that

$$0 \leq \lambda_{\max} = \int_0^\nu q(r) F_\infty \left( \frac{\nu}{1+r} \right) dr < \int_0^\nu q(r) dr = 1.$$

Note that  $F_\infty(\nu/(1+r)) \leq 1$ , but there is an interval for  $r$  where this inequality is strict thus implying the strict inequality in the previous relation. Indeed, by assuming that the pdfs before and after the change are different, we have that  $F_\infty(1) < 1$ . Using the continuity of  $F_\infty(x)$  (as a result of the assumption that  $\ell_1$  is continuous) we have that  $F_\infty(x) < 1$  for  $x \leq 1$  and sufficiently close to 1. Now note that, for sufficiently large  $\nu$  and  $r$  sufficiently close to  $\nu$ , we assess that  $\nu/(1+r) < 1$  and that it is sufficiently close to 1, therefore  $F_\infty(\nu/(1+r)) < 1$ . Thus the leading eigenvalue  $\lambda_{\max}$  is nonnegative and strictly bounded by 1, and the same is true for  $F_0(x/(1+r))$ .

Assuming that  $q(x)$  is available through a solution of (3.5), we proceed with the computation of the performance of  $\mathcal{S}_\nu^q$ . Since  $\mathcal{S}_\nu^q$  is an equalizer rule,  $\mathcal{J}_P(\mathcal{S}_\nu^q) = \bar{\mathbb{E}}_0[\mathcal{S}_\nu^q]$ , while the ARL to false alarm becomes  $\bar{\mathbb{E}}_\infty[\mathcal{S}_\nu^q]$ . In the case of the SRP

test, averaging is with respect not only to the observation statistics, but also to the distribution of the initializing point. The expected values  $\bar{\mathbb{E}}_\infty[\mathcal{S}_\nu^q]$  and  $\bar{\mathbb{E}}_0[\mathcal{S}_\nu^q]$  are easy to compute when the quasi-stationary pdf  $q(x)$  and the two functions  $\phi_i(r)$ ,  $i = 0, \infty$ , are available. Indeed,

$$\begin{aligned}\bar{\mathbb{E}}_i[\mathcal{S}_\nu^q] &= \int_0^\nu \mathbb{E}_i[\mathcal{S}_\nu^q | R_0^q = x] q(x) dx = \int_0^\nu \mathbb{E}_i[\mathcal{S}_\nu^x] q(x) dx \\ &= \int_0^\nu \phi_i(x) q(x) dx.\end{aligned}\tag{3.7}$$

### 3.3 Lower Bound Computation

Using the definition of  $\delta_\tau(r)$  in (3.3) and the fact that the leading eigenvalue of the linear transformation that updates the sequence of functions  $\{\delta_\tau(r)\}$  is  $\lambda_{\max}$ , we conclude that  $\delta_\tau(r) = O(\lambda_{\max}^\tau)$ . Since  $0 < \lambda_{\max} < 1$ , it follows that the series in the numerator of the lower bound  $\sum_{\tau=0}^\infty \mathbb{E}_\tau[(\mathcal{S}_\nu^r - \tau)^+] = \sum_{\tau=0}^\infty \delta_\tau(r)$  is absolutely summable. Consequently, it is easy to verify that  $\psi(r) = \sum_{\tau=0}^\infty \delta_\tau(r)$  is the solution of the integral equation

$$\psi(r) = \phi_0(r) + \int_0^\nu \psi(r) \frac{\partial}{\partial x} F_\infty \left( \frac{x}{1+r} \right) dx.\tag{3.8}$$

Using (2.11) and the above notation, we obtain

$$\mathcal{L}_P(\mathcal{S}_\nu^r) = \frac{r\phi_0(r) + \psi(r)}{r + \phi_\infty(r)},\tag{3.9}$$

where  $\phi_i(r)$ ,  $i = 0, \infty$  are given by (3.1) and  $\psi(r)$  by (3.8).

### 3.4 Numerical Solutions

Observe first that (3.1) and (3.5) can be written in the form

$$u(r) - \alpha \int_0^\nu K(x, r) u(x) dx = v(r),\tag{3.10}$$

where  $u(x)$  is an unknown function,  $\alpha \neq 0$  and  $x, r \in [0, \nu]$ . In particular, (3.1) can be obtained from (3.10) by letting  $u(x) = \phi_i(x)$ ,  $K(x, r) = \frac{\partial}{\partial x} F_i(x/(1+r))$ ,  $i = 0, \infty$ ,  $v(r) = 1$ , and  $\alpha = 1$ . Replacing integration over  $x$  in (3.10) with integration over  $r$ , and  $u(x)$  with  $u(r) = q(r)$  under the integral and choosing  $v(r) = 0$ ,  $K(x, r) = \frac{\partial}{\partial x} F_\infty(x/(1+r))$ , and  $\alpha = 1/\lambda_{\max}$ , yields (3.5). We assume sufficient smoothness of our functions so that the interval  $[0, \nu]$  can be extended to  $[0, \nu]$ .



An equation analogous to (3.10) occurs in a wide variety of physical applications and is known as the Fredholm equation of the second kind; see, e.g., Petrovskii (1957) and Kress (1989). The fundamental result concerning the existence and uniqueness of solutions of such equations is that, given certain regularity conditions on the kernel, these equations have unique solutions provided  $1/\alpha$  is not a *proper* number or an eigenvalue of the linear integral operator associated with the kernel  $K(x, y)$ . As we have seen,  $\alpha = 1$  is not an eigenvalue of either of the operators induced by  $\frac{\partial}{\partial x} F_i(x/(1+r))$ ,  $i = 0, \infty$ .

Various numerical schemes for solving (3.10) are developed in Kantorovich and Krylov (1958), Petrovskii (1957), and Atkinson and Han (2001). Commonly, one replaces the function  $f(r) = \int_0^\nu K(x, r)u(x)dx$  in (3.10) by a vector  $\mathbf{f} = [f(r_0), f(r_1), \dots, f(r_N)]^t$ , where  $0 = r_0 < r_1 < \dots < r_N = \nu$  constitutes a sampling of the interval  $[0, \nu]$ . A similar sampling is applied to the function  $u(x)$  producing the vector  $\mathbf{u} = [u(x_0), u(x_1), \dots, u(x_N)]^t$ . The integral is then evaluated using some numerical integration technique, leading to a (right) matrix-vector multiplication that replaces the integral,

$$f(r) = \int_0^\nu K(x, r)u(x)dx \Rightarrow \tilde{\mathbf{f}} = \mathbf{K}\mathbf{u}, \quad (3.11)$$

where  $\mathbf{K}$  is a matrix that depends on the numerical integration method and the sampling points  $\{r_i\}, \{x_i\}$  and  $\tilde{\mathbf{f}} = [\tilde{f}(r_0), \tilde{f}(r_1), \dots, \tilde{f}(r_N)]^t$ , with  $\tilde{f}(r)$  denoting the approximation to  $f(r)$  as a result of evaluating the integral numerically. The *same* matrix  $\mathbf{K}$  used for the numerical evaluation of the integral in (3.11) can also be used to evaluate the conjugate integral via

$$f(x) = \int_0^\nu K(x, r)u(r)dr \Rightarrow \tilde{\mathbf{f}}^t = \mathbf{u}^t\mathbf{K}. \quad (3.12)$$

To find the matrix  $\mathbf{K}$  we need to use numerical integration. We employ the simplest numerical technique to demonstrate the main idea; if one adopts more powerful numerical integration methods, the results will be of higher accuracy.

Consider an integral of the form  $\int_a^b z(x)F'(x)dx$ , where  $F'(x)$  is the derivative of  $F(x)$  and let  $a = x_0 < x_1 < \dots < x_N = b$  be a sampling of the interval

$[a, b]$ . Then

$$\begin{aligned}
\int_a^b z(x)F'(x) dx &\approx \frac{1}{2} \sum_{j=1}^N [F(x_j) - F(x_{j-1})][z(x_j) + z(x_{j-1})] \\
&= \frac{1}{2}[F(x_1) - F(x_0)]z(x_0) \\
&\quad + \sum_{j=1}^{N-1} \frac{1}{2}[F(x_{j+1}) - F(x_{j-1})]z(x_j) \\
&\quad + \frac{1}{2}[F(x_N) - F(x_{N-1})]z(x_N).
\end{aligned} \tag{3.13}$$

For (3.1) and (3.5)), as well as the computations in (3.3) and (3.4) that involve the kernels  $K_i(x, r) = \frac{\partial}{\partial x} F_i\left(\frac{x}{1+r}\right)$ ,  $i = 0, \infty$ , sample the interval  $[0, \nu]$  canonically at  $x_j = r_j = jc$ ,  $j = 0, \dots, N$  with  $c = \nu/N$ , and apply (3.11), (3.12) and (3.13) to obtain

$$\int_0^\nu \frac{\partial}{\partial x} F_i\left(\frac{x}{1+r}\right) u(x) dx \Rightarrow \mathbf{M}_i \mathbf{u}, \tag{3.14}$$

$$\int_0^\nu \frac{\partial}{\partial x} F_i\left(\frac{x}{1+r}\right) u(r) dr \Rightarrow \mathbf{u}^t \mathbf{N}_i. \tag{3.15}$$

The matrices  $\mathbf{M}_i, \mathbf{N}_i$  are of size  $(N+1) \times (N+1)$  with elements

$$(\mathbf{M}_i)_{k,m} = \begin{cases} 0.5F_i\left(\frac{c}{1+mc}\right) & \text{for } k = 0, \\ 0.5F_i\left(\frac{(k+1)c}{1+mc}\right) - 0.5F_i\left(\frac{(k-1)c}{1+mc}\right) & \text{for } N > k \geq 1, \\ 0.5F_i\left(\frac{\nu}{1+mc}\right) - 0.5F_i\left(\frac{(N-1)c}{1+mc}\right) & \text{for } k = N, \end{cases} \tag{3.16}$$

where in the first line of (3.16) we used the fact that  $F_i(0) = 0$ ; and

$$(\mathbf{N}_i)_{m,k} = \begin{cases} 0.5F_i(mc) - 0.5F_i\left(\frac{mc}{1+c}\right) & \text{for } k = 0, \\ 0.5F_i\left(\frac{mc}{1+(k+1)c}\right) - 0.5F_i\left(\frac{mc}{1+(k-1)c}\right) & \text{for } N > k \geq 1, \\ 0.5F_i\left(\frac{mc}{1+\nu}\right) - 0.5F_i\left(\frac{mc}{1+(N-1)c}\right) & \text{for } k = N. \end{cases} \tag{3.17}$$

Using (3.14), (3.1) and (3.8) are reduced to

$$\begin{aligned}
\tilde{\phi}_i &= J + \mathbf{M}_i \tilde{\phi}_i, \quad i = 0, \infty, \\
\tilde{\psi} &= \tilde{\phi}_0 + \mathbf{M}_\infty \tilde{\psi},
\end{aligned} \tag{3.18}$$

where  $\tilde{\phi}_i = [\tilde{\phi}_i(0), \tilde{\phi}_i(c), \dots, \tilde{\phi}_i(\nu)]^t$ ,  $\tilde{\psi} = [\tilde{\psi}(0), \tilde{\psi}(c), \dots, \tilde{\psi}(\nu)]^t$ , with  $\tilde{\phi}_i(x)$ ,  $\tilde{\psi}(x)$  denoting the approximation to  $\phi_i(x)$  and  $\psi(x)$ , respectively, and  $J =$

$[1 \cdots 1]^t$ . Solving the linear system of equations in (3.18) yields the required approximation for the functions  $\phi_i(r)$  and  $\psi(r)$ .

The recursions in (3.3) and (3.4), using again (3.14), can be approximated by

$$\tilde{\boldsymbol{\delta}}_\tau = \mathbf{M}_\infty \tilde{\boldsymbol{\delta}}_{\tau-1}, \quad \tilde{\boldsymbol{\delta}}_0 = \tilde{\boldsymbol{\phi}}_0, \quad (3.19)$$

$$\tilde{\boldsymbol{\rho}}_\tau = \mathbf{M}_\infty \tilde{\boldsymbol{\rho}}_{\tau-1}, \quad \tilde{\boldsymbol{\rho}}_0 = \mathbf{J}, \quad (3.20)$$

where  $\tilde{\boldsymbol{\delta}}_\tau = [\tilde{\delta}_\tau(0), \tilde{\delta}_\tau(c), \tilde{\delta}_\tau(2c), \dots, \tilde{\delta}_\tau(\nu)]^t$ ,  $c = \nu/N$ , and  $\tilde{\delta}_\tau(x)$  denotes the approximation to  $\delta_\tau(x)$ . A similar definition applies to  $\tilde{\boldsymbol{\rho}}_\tau$ .

We now turn to (3.5). Since this involves conjugate integration, we need to apply the approximation given in (3.15), which leads to

$$\tilde{\lambda}_{\max} \tilde{\boldsymbol{q}}^t = \tilde{\boldsymbol{q}}^t \mathbf{N}_\infty. \quad (3.21)$$

This suggests that  $(\tilde{\lambda}_{\max}, \tilde{\boldsymbol{q}})$  is a left eigenvalue-eigenvector pair for the matrix  $\mathbf{N}_\infty$  with  $\tilde{\lambda}_{\max}$  being the leading eigenvalue of  $\mathbf{N}_\infty$ . Of course  $\tilde{\boldsymbol{q}}$  is not unique unless we use the constraint (3.6). Applying (3.13), this constraint is transformed to

$$c[0.5, 1, \dots, 1, 0.5] \tilde{\boldsymbol{q}} = 1, \quad (3.22)$$

where  $c = \nu/N$ . Since the matrix  $\mathbf{N}_\infty$  has positive elements, see (3.17), its leading eigenvalue  $\tilde{\lambda}_{\max}$  and the corresponding left and right eigenvectors (consequently also  $\tilde{\boldsymbol{q}}$ ) are necessarily nonnegative (see, e.g., Horn and Johnson (1990)). Following similar arguments as in Subsection 3.2 we can show that  $0 \leq \tilde{\lambda}_{\max} < 1$ .

For computing the performance of the SRP procedure from (3.7) we have

$$\bar{\mathbb{E}}_i[\mathcal{S}_\nu^g] \approx c[0.5, 1, \dots, 1, 0.5](\tilde{\boldsymbol{\phi}}_i \circ \tilde{\boldsymbol{q}}), \quad (3.23)$$

where, if  $\boldsymbol{x}, \boldsymbol{y}$  are vectors of the same length,  $\boldsymbol{x} \circ \boldsymbol{y}$  denotes the vector that results from the element-by-element multiplication.

Now (3.18) – (3.23) can be used to obtain numerical solutions for our performance evaluation problem. When  $\nu$  is large and/or sampling is fine, solving (3.18) and (3.21) can be particularly memory and time demanding. For such large-sized problems it is preferable to apply iterative solution techniques that avoid storage of the matrices  $\mathbf{M}_i, \mathbf{N}_i$  and, for Eq. (3.18), to use simple pre-conditioning techniques to speed up convergence (see, e.g., Quarteroni, Sacco, and Saleri (2000)).

Approximation accuracy is, of course, directly related to  $N$ . If  $N$  is sufficiently large, the numerical solution is close to exact, see Kantorovich and Krylov (1958) or Atkinson and Han (2001). More details on computation of efficient upper bounds for the numerical errors are reported in Polunchenko (2009).

In the next section, we apply these ideas in specific examples in order to compare the relative performance of different initialization strategies.

#### 4. Numerical Examples

Apart from the initialization strategies introduced in Subsection 2.1, we also examine the case of SR- $\mu$  with  $r = \mu = \int_0^\nu xq(x)dx$ , where we initialize the test with the mean of the quasi-stationary distribution. Recall that SR- $r_*$  corresponds to the smallest value of  $r$  for which  $\mathbb{E}_\tau[\mathcal{S}_\nu^r - \tau | \mathcal{S}_\nu^r > \tau]$  becomes increasing with respect to  $\tau$  (for fast initial response) and SR- $r_\nu$  is the initialization obtained by solving (2.14) or (2.15). We did a comparative study of the change detection procedures for two models – Gaussian and Exponential.

##### 4.1 Gaussian Example

Consider a Gaussian example of detecting a change in the mean value where observations are i.i.d.  $\mathcal{N}(0, 1)$  pre-change and i.i.d.  $\mathcal{N}(\theta, 1)$  post-change:

$$f_\infty(x) = \frac{1}{\sqrt{2\pi}} \exp\left\{-\frac{x^2}{2}\right\} \quad \text{and} \quad f_0(x) = \frac{1}{\sqrt{2\pi}} \exp\left\{-\frac{(x-\theta)^2}{2}\right\}, \quad \theta \neq 0.$$

We performed extensive numerical computations for various parameter values, but present only sample results for  $\theta = 0.1$ , corresponding to a relatively small change that is not easily detectable. We considered  $\mathbb{E}_\infty[\mathcal{S}_\nu^r] = 10^3, 10^4$ , as moderate and low false alarm rates, corresponding to detection threshold  $\nu$  in the range  $1000 \pm 10\%$  and  $10000 \pm 10\%$ , respectively. The integration interval  $[0, \nu]$  was sampled at  $N = 10^4$  and  $N = 10^5$  equidistant points. We believe that such sampling is sufficiently fine since the results of Monte Carlo experiments for the conventional SR procedure (with  $10^6$  replications) matched our numerical results within 0.5%.

It is important to have a fairly accurate initial guess in order to obtain a pilot estimate of  $\mathbb{E}_\infty[\mathcal{S}_\nu^r]$  in searching for appropriate threshold values in a relatively narrow interval. To this end, the approximation  $\mathbb{E}_\infty[\mathcal{S}_\nu^r] = \nu/w - r$  is used, where the constant  $w \in (0, 1)$  (related to the “overshoot”) is the subject

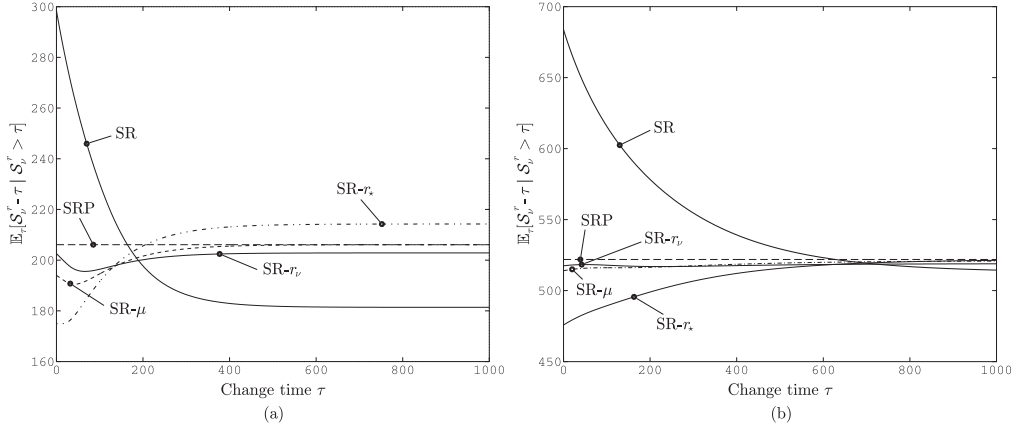


Figure 4.1: Average detection delay  $\mathbb{E}_\tau[\mathcal{S}_\nu^r - \tau | \mathcal{S}_\nu^r > \tau]$  for the different initialization strategies as a function of  $\tau$  for  $\theta = 0.1$  and for ARL to false alarm: (a)  $\gamma = 10^3$ , (b)  $\gamma = 10^4$ .

of renewal theory and can be computed numerically. This approximation can be obtained by noticing that  $R_n^r - n - r$  is a  $\mathbb{P}_\infty$ -martingale with zero expectation. Consequently, by the optional sampling theorem, we have  $\mathbb{E}_\infty[R_{\mathcal{S}_\nu^r}^r - \mathcal{S}_\nu^r - r] = 0$ . Hence  $\mathbb{E}_\infty[\mathcal{S}_\nu^r] = \mathbb{E}_\infty[R_{\mathcal{S}_\nu^r}^r] - r$  and, since  $R_{\mathcal{S}_\nu^r}^r$  is the first excess over  $\nu$ , renewal theory can be applied to the “overshoot”  $\log(R_{\mathcal{S}_\nu^r}^r) - \log \nu$ . This approximation was first derived for  $r = 0$  in Pollak (1987), and its generalization for any  $r \in (0, \nu)$  is straightforward. For the SRP procedure the value of  $r$  should be replaced by  $\mu = \mathbb{E}_\infty[R_0^q]$ , the mean of the quasi-stationary distribution.

Fig. 4.1(a) shows the family of curves  $\mathbb{E}_\tau[\mathcal{S}_\nu^r - \tau | \mathcal{S}_\nu^r > \tau]$  versus  $\tau$  for all initialization procedures in question when  $\theta = 0.1$  and ARL to false alarm  $\gamma = 10^3$ . Fig. 4.1(b) depicts the same curves for  $\gamma = 10^4$ . In order to have a more precise idea of the relative performance difference of the competing schemes, in Table 4.1 we list the numerical values obtained by our computational method for characteristic values  $\tau$  and the ARL to false alarm of  $10^3$ . Table 4.2 depicts the thresholds and the corresponding values of the initializing parameter  $r$  that assure the desired values of the ARL to false alarm for each initialization strategy.

As we can see, the SRP procedure maintains constant average detection delay as expected. The SR- $r_*$  test has the fastest initial response (for immediate and early changes), but the worst minimax behavior. The SR- $r_\nu$  procedure is uniformly better than the SRP test. Even though the difference is not dramatic

Table 4.1: Average detection delay  $\mathbb{E}_\tau[\mathcal{S}_\nu^r - \tau | \mathcal{S}_\nu^r > \tau]$  versus change point  $\tau$  for the ARL to false alarm  $\gamma = 10^3$  and  $\theta = 0.1$ .

Test \ $\tau$	0	50	100	200	400	600	800	1000
SR	298.5	258.3	230.2	197.7	182.9	181.5	181.4	181.4
SR- $r_\nu$	202.8	195.9	196.4	200.1	202.5	202.8	202.8	202.8
SR- $r_*$	174.9	179.9	191.6	205.6	213.1	214.1	214.2	214.3
SR- $\mu$	194.0	190.7	194.6	201.6	205.6	206.0	206.1	206.1
SRP	206.1							

Table 4.2: Detection thresholds and initializing parameters resulting in the ARL to false alarm  $\gamma = 10^3, 10^4$  for  $\theta = 0.1$ .

$\gamma$	$10^3$		$10^4$	
Test	$\nu$	$r$	$\nu$	$r$
SR	944.0	0	9435.0	0
SR- $r_\nu$	1142.0	210.8	9775.0	361.2
SR- $r_*$	1258.0	333.2	9792.0	380.4
SR- $\mu$	1174.0	244.4	9945.0	540.9
SRP	1174.0	random	9945.0	random

it is nonetheless visible here. It is interesting to note that the SR- $\mu$  detection procedure has an intermediate performance between SR- $r_\nu$  and SR- $r_*$ , namely sufficiently fast initial response and the same minimax performance as the SRP test attained at steady state.

Regarding the conventional SR test (with  $r = 0$ ) note that it outperforms all competing schemes including SRP for sufficiently large change-time  $\tau$ . This is expected since, as can be seen from Fig. 2.1(b), when all tests have the same threshold the SR test has the largest ARL to false alarm and the same steady-state value for the expected detection delay. In the other tests, in order to attain the same ARL to false alarm value as SR, thresholds should be increased. This will result in an increase in the expected detection delay and, in particular, the corresponding steady state value. Consequently, the expected delay of SR, due to its monotone behavior, attains smaller values than the other tests for sufficiently large change-time  $\tau$ .

Fig. 4.2 (a) and (b) depict the supremum average detection delay  $\mathcal{J}_P(\mathcal{S}_\nu^r)$  as

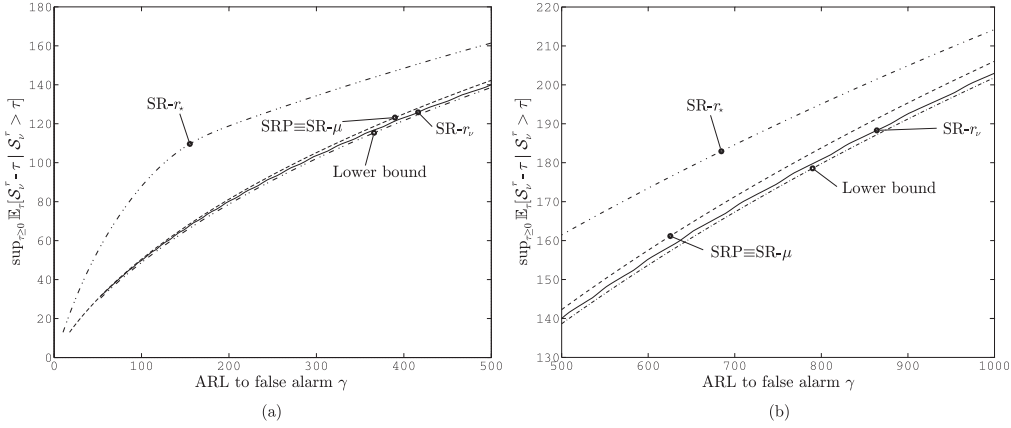


Figure 4.2: Worst average detection delay of competing initialization strategies and corresponding lower bound as a function of the ARL to false alarm  $\gamma$  for  $\theta = 0.1$ , Gaussian case.

a function of the ARL to false alarm  $\mathbb{E}_\infty[\mathcal{S}_\nu^r]$  for the initialization strategies of interest, along with the lower bound  $\mathcal{L}_P(\mathcal{S}_\nu^{r\nu})$ . We can see that the  $\text{SR-}r_\nu$  test uniformly outperforms all its rivals. We also observe that initializing the SR test deterministically with the mean of the quasi-stationary distribution results in a performance that is indistinguishable from that of SRP. Finally, we can see that the  $\text{SR-}r_*$  procedure is inferior to SRP, but we recall that this version of the SR test has the best performance in terms of fast initial response. Summarizing, the best minimax performance is delivered by the  $\text{SR-}r_\nu$  test. This performance is also very close to the lower bound  $\mathcal{L}_P(\mathcal{S}_\nu^{r\nu})$ , suggesting that the unknown optimal test can offer only insignificant improvement over  $\text{SR-}r_\nu$ .

## 4.2 Exponential Example

Consider now the case where observations are independent, originally having an Exponential(1) distribution, changing at an unknown time  $\tau$  to Exponential( $\theta$ ),

$$f_\infty(x) = e^{-x} \mathbb{1}_{\{x \geq 0\}}, \quad f_0(x) = \theta^{-1} e^{-\frac{x}{\theta}} \mathbb{1}_{\{x \geq 0\}}, \quad \theta > 0. \quad (4.1)$$

Fig. 4.3 (a) and (b) depict the supremum average detection delay  $\mathcal{J}_P(\mathcal{S}_\nu^r)$  versus the ARL to false alarm for the SRP and  $\text{SR-}r_\nu$  detection procedures, along with the lower bound  $\mathcal{L}_P(\mathcal{S}_\nu^{r\nu})$  when  $\theta = 1.1$ . As in the Gaussian example, the operating characteristic of the  $\text{SR-}r_\nu$  procedure is uniformly better than that of the SRP procedure, with the worst average detection delay  $\mathcal{J}_P(\mathcal{S}_\nu^{r\nu})$  being very

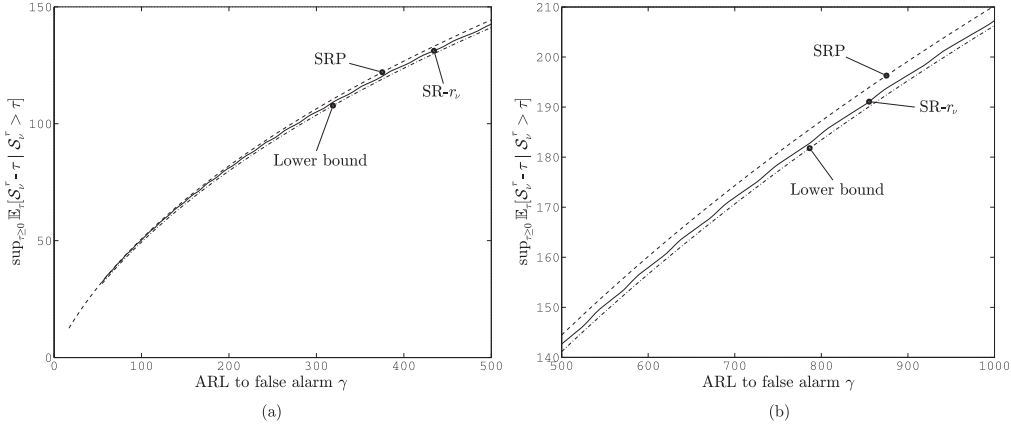


Figure 4.3: Worst average detection delay of SRP and SR- $r_\nu$  and corresponding lower bound as a function of the ARL to false alarm  $\gamma$  for  $\theta = 1.1$ , exponential case.

close to the lower bound of the minimax risk. Again we observe that there is very little margin for improvement over the proposed detection procedure SR- $r_\nu$ .

### 4.3 Extensions for CUSUM and EWMA

Extending our results to cover the case of CUSUM and EWMA presents no special difficulty. Consider first the CUSUM procedure defined by the CUSUM statistic  $V_n^r$  and the corresponding stopping time as

$$V_n^r = \max\{1, V_{n-1}^r\} \ell_n, \quad V_0^r = r; \quad \mathcal{T}_\nu^r = \inf\{n \geq 1 : V_n^r \geq \nu\},$$

where  $0 \leq r < \nu$ . Note that the classical CUSUM is initialized with  $r = 1$  (cf., e.g., Moustakides (1986)). Here we consider the more general case suggested by Lucas and Crosier (1982), which leads to fast initial response. When we compare (2.3) and (2.4) with the previous two formulas, we find a difference only in the term  $(1 + R_{n-1}^r)$ , which is now replaced by  $\max\{1, V_{n-1}^r\}$ . The same difference is encountered in the integral equations that specify the two functions  $\phi_i(r) = \mathbb{E}_i[\mathcal{T}_\nu^r]$ ,  $i = 0, \infty$ , as well as the recursions that compute the numerator



and denominator of  $\mathbb{E}_\tau[\mathcal{T}_\nu^r - \tau | \mathcal{T}_\nu^r > \tau]$ . Specifically,

$$\begin{aligned}\phi_i(r) &= 1 + \int_0^\nu \phi_i(x) \frac{\partial}{\partial x} F_i \left( \frac{x}{\max\{1, r\}} \right) dx, \quad i = 0, \infty, \\ \delta_\tau(r) &= \int_0^\nu \delta_{\tau-1}(x) \frac{\partial}{\partial x} F_\infty \left( \frac{x}{\max\{1, r\}} \right) dx, \quad \delta_0(r) = \phi_0(r), \\ \rho_\tau(r) &= \int_0^\nu \rho_{\tau-1}(x) \frac{\partial}{\partial x} F_\infty \left( \frac{x}{\max\{1, r\}} \right) dx, \quad \rho_0(r) = 1.\end{aligned}$$

A randomized version with  $V_0$  following the quasi-stationary distribution  $\mathbb{P}[V_0 \leq x] = \lim_{n \rightarrow \infty} \mathbb{P}[V_n^1 \leq x | \mathcal{T}_\nu^1 > n]$  is also possible to define, with pdf satisfying

$$\lambda_{\max} q(x) = \int_0^\nu q(r) \frac{\partial}{\partial x} F_\infty \left( \frac{x}{\max\{1, r\}} \right) dr.$$

In fact randomization is not necessary since the conventional CUSUM test with  $r = 1$  is exactly optimal in the sense of Lorden, (1.1), and the randomized CUSUM is always inferior to the SRP test in the sense of Pollak, (1.2).

Approximations that produce numerical solutions to these equations can be found in the same way. Note that Dragalin (1994) used a slightly different, but very precise, numerical technique for the computation of the ARL to false alarm  $\mathbb{E}_\infty[\mathcal{T}_\nu^1]$  and the average detection delay  $\mathbb{E}_0[\mathcal{T}_\nu^1]$  of the standard CUSUM for the Gaussian distribution. Comparison of results obtained by our numerical technique with those obtained by Dragalin shows that the two approximations are close, suggesting that our simple numerical method is of sufficiently high precision.

Finally, in order to make a similar extension for EWMA, here

$$D_n^r = (D_{n-1}^r)^\alpha \ell_n, \quad D_0^r = r; \quad \mathcal{N}_{\nu_1, \nu_2}^r = \inf\{n \geq 1 : D_n^r \notin (\nu_1, \nu_2)\},$$

where  $D_n^r$  is the EWMA statistic,  $\mathcal{N}_{\nu_1, \nu_2}^r$  is the corresponding (double sided) stopping time,  $0 < \alpha < 1$  is a forgetting factor, and  $0 < \nu_1 < 1 < \nu_2$  are the thresholds (the case  $\nu_1 = 0$  corresponds to the one-sided EWMA procedure). Note that the EWMA statistic is usually written in a form involving the log-likelihood ratio  $\log(\ell_n)$ . This conventional form can be recovered by simply taking the logarithms, but we prefer the exponential version above, since it allows for the derivation of integral equations for a variety of performance metrics. Observing that the difference with the SR case is that the term  $(1 + R_{n-1}^r)$  is replaced by

$(D_{n-1}^r)^\alpha$ , yields the equations that define the operating characteristics

$$\begin{aligned}\phi_i(r) &= 1 + \int_{\nu_1}^{\nu_2} \phi_i(x) \frac{\partial}{\partial x} F_i \left( \frac{x}{r^\alpha} \right) dx, \quad i = 0, \infty, \\ \delta_\tau(r) &= \int_{\nu_1}^{\nu_2} \delta_{\tau-1}(x) \frac{\partial}{\partial x} F_\infty \left( \frac{x}{r^\alpha} \right) dx, \quad \delta_0(r) = \phi_0(r), \\ \rho_\tau(r) &= \int_{\nu_1}^{\nu_2} \rho_{\tau-1}(x) \frac{\partial}{\partial x} F_\infty \left( \frac{x}{r^\alpha} \right) dx, \quad \rho_0(r) = 1, \\ \lambda_{\max} q(x) &= \int_{\nu_1}^{\nu_2} q(r) \frac{\partial}{\partial x} F_\infty \left( \frac{x}{r^\alpha} \right) dr,\end{aligned}$$

where the last expression corresponds to the pdf of the quasi-stationary distribution defined as  $\mathbb{P}[D_0 \leq x] = \lim_{n \rightarrow \infty} \mathbb{P}_\infty[D_n^r \leq x | \mathcal{N}_{\nu_1, \nu_2}^r > n]$  when a randomized EWMA is being constructed. To our knowledge, no randomized EWMA scheme has been previously considered.

Producing numerical approximations is again straightforward. Note that Robinson and Ho (1978) proposed a different approach to obtaining numerical approximations for the performance of a somewhat different EWMA procedure. We believe that our approach is advantageous because it allows not only for the evaluation of the ARL to false alarm  $\mathbb{E}_\infty[\mathcal{N}_{\nu_1, \nu_2}^r]$  and the ARL to detection  $\mathbb{E}_0[\mathcal{N}_{\nu_1, \nu_2}^r]$ , but also for the optimization of the initializing parameter  $r$ . Furthermore, our method can be used to find the change time  $\tau$  that produces the worst conditional expected detection delay. As opposed to the standard SR and CUSUM, in this test it is expected that this worst performance appears at a time  $\tau > 0$ .

## 5. Conclusion

For the problem of quickest change detection with known pre- and post-change distributions, we proposed a simple modification of the SR procedure, called the SR- $r$  test, that starts from a deterministic (fixed) point  $r \geq 0$ . This procedure represents a family of sequential tests, as the initializing point  $r$  can take any value in the interval  $[0, \nu)$ , with  $\nu$  denoting the threshold. Our main contribution is the development of integral equations for the major performance metrics of the SR- $r$  test and the corresponding numerical techniques for solving these equations. Additionally, we give a method for the numerical computation of the quasi-stationary distribution of the SR statistic. This allows the practical imple-

mentation of the randomized SRP procedure, introduced by Pollak (1985), that is known to enjoy strong asymptotic optimality properties. Using our numerical methodology we can compute the operating characteristics of the conventional SR procedure (that starts from 0) and of several interesting SR- $r$  variants corresponding to specific choices of the initializing parameter  $r$ , and can compare their performance against the SRP test.

The numerical results, obtained for the Gaussian and Exponential examples, indicate that a specially designed SR- $r$  test can uniformly (for all points of change) outperform the SRP procedure. Even though the difference is not dramatic, this observation constitutes strong evidence against the exact optimality property of the SRP procedure. As Polunchenko and Tartakovsky (2010) prove, using the integral equations presented in Subsections 3.1 and 3.2, the SRP procedure is indeed not strictly optimal, while the SR- $r$  procedure may be optimal in certain examples. Our numerical analysis also shows that by slightly sacrificing performance in the worst case detection delay sense, it is possible to design SR- $r$  tests that exhibit fast initial response (i.e., guarantee faster detection of changes that occur at early stages).

### Acknowledgment

This work was supported in part by the U.S. Army Research Office MURI grant W911NF-06-1-0094 and by the U.S. National Science Foundation grant CCF-0830419 at the University of Southern California.

### References

- Atkinson, K., and Han, W. (2001). *Theoretical Numerical Analysis: A Functional Analysis Framework*. Springer, New York.
- Baron, M. (2002). Bayes and asymptotically pointwise optimal stopping rules for the detection of influenza epidemics. In *Case Studies in Bayesian Statistics 6* (C. Gatsonis, R. E. Kass, A. Carriquiry, A. Gelman, D. Higdon, D. K. Pauler and I. Verdinelli eds.) 153-163. Springer, New York.
- Basseville, M., and Nikiforov, I.V. (1993). *Detection of Abrupt Changes: Theory and Application*. Prentice Hall, Englewood Cliffs, New Jersey.

- Beibel, M. (1996). A note on Ritov's Bayes approach to the minimax property of the CUSUM procedure. *Ann. Statist.* **24**, 1804-1812.
- Dragalin, V.V. (1994). Optimal CUSUM envelope for monitoring the mean of normal distribution. *Economic Quality Control* **9**, 185-202.
- Feinberg, E.A., and Shiryaev, A.N. (2006). Quickest detection of drift change for Brownian motion in generalized Bayesian and minimax settings. *Statistics & Decisions* **24**, 445-470.
- Ferguson, T.S. (1967). *Mathematical Statistics: A Decision Theoretic Approach*. Academic Press, New York.
- Galstyan, A., Mitra, S., and Cohen, P.R. (2007). Probabilistic plan tracking and detection for intelligence analysis. *Joint Statistical Meetings (JSM)*, Salt Lake City.
- Horn, R.A., and Johnson, C.R. (1990). *Matrix Analysis*. Cambridge University Press.
- Harris, T.E. (1963). *The Theory of Branching Processes*. Springer, Berlin.
- Kantorovich, L.V. and Krylov, V.I. (1958). *Approximate Methods of Higher Analysis*. Interscience Publishers, Inc., New York.
- Kent, S. (2000). On the trial of intrusions into information systems. *IEEE Spectrum* **37**, 52-56.
- Kress, R. (1989). *Linear Integral Equations*. Springer, Berlin.
- Lorden, G. (1971). Procedures for reacting to a change in distribution. *Ann. Math. Statist.* **42**, 1897-1908.
- Lucas, J.M. (1985). Counted data CUSUM's. *Technometrics* **27**, 129-144.
- Lucas, J.M., and Crosier, R.B. (1982). Fast initial response for CUSUM quality-control schemes: Give your CUSUM a head start. *Technometrics* **24**, 199-205.

- Lucas, J.M., and Saccucci, M.S. (1990). Exponentially weighted moving average control schemes: properties and enhancements (with discussion). *Technometrics* **32**, 1-29.
- MacNeill, I.B., and Mao, Y. (1993). Change-point analysis for mortality and morbidity rate. *Journal of Applied Statistical Science* **1**, 359-377.
- Mei, Y. (2006). Comments on: A note on optimal detection of a change in distribution, by Benjamin Yakir. *Ann. Statist.* **34**, 1570-1576.
- Mevorach, Y. and Pollak, M. (1991). A small sample size comparison of the Cusum and Shirayayev-Roberts approach to changepoint detection. *Am. Jour. Math. Manag. Sciences* **11**, 277-298.
- Moustakides, G.V. (1986). Optimal stopping times for detecting changes in distributions. *Ann. Statist.* **14**, 1379-1387.
- Moustakides, G.V. (2004). Optimality of the CUSUM procedure in continuous time. *Ann. Statist.* **32**, 302-315.
- Moustakides, G.V. (2008). Sequential change detection revisited. *Ann. Statist.* **36**, 787-807.
- Novikov, A.A. (1990). On the first passage time of an autoregressive process over a level and an application to a disorder problem. *Theory Probab. Appl.* **35**, 269-279.
- Novikov, A.A., and Ergashev, B. (1988). Analytical approach to computing of exponential smoothing algorithm for change-point detection. *Statist. Control Problems* **83**, 110-114 (in Russian).
- Page, E.S. (1954). Continuous inspection schemes. *Biometrika* **41**, 100-115.
- Petrovskii, I.G. (1957). *Lectures on the Theory of Integral Equations*. Graylock Press, Rochester, New-York.
- Pollak, M. (1985). Optimal detection of a change in distribution. *Ann. Statist.* **13**, 206-227.

- Pollak, M. (1987). Average run lengths of an optimal method of detecting a change in distribution. *Ann. Statist.* **15**, 749-779.
- Pollak, M. and Siegmund, D. (1985). A diffusion process and its applications to detecting a change in the drift of Brownian motion. *Biometrika* **72**, 267-280.
- Pollak, M. and Tartakovsky, A.G. (2009). Optimality properties of the Shiryaev-Roberts procedure. *Statistica Sinica* **19**, 1729-1739.
- Polunchenko, A. (2009). *Quickest Change Detection with Applications to Distributed Multi-Sensor Systems*. Ph.D thesis, University of Southern California.
- Polunchenko, A.S. and Tartakovsky, A.G. (2010). On optimality of the Shiryaev-Roberts procedure for detecting a change in distribution. *Ann. Statist.* (accepted in Nov 2009). Available at arXiv:0904.3370v2 [math.ST], 25 August 2009.
- Quarteroni, A., Sacco, R., and Saleri, F. (2000). *Numerical Mathematics*. Springer, New-York.
- Ritov, Y. (1990). Decision theoretic optimality of the CUSUM procedure. *Ann. Statist.* **18**, 1466-1469.
- Roberts, S.W. (1959). Control chart tests based on geometric moving averages. *Technometrics* **1**, 239-250.
- Roberts, S.W. (1966). A comparison of some control chart procedures. *Technometrics* **8**, 411-430.
- Robinson, P.B., and Ho, T.Y. (1978). Average run lengths of geometric moving average charts by numerical methods. *Technometrics* **20**, 86-93.
- Shiryaev, A.N. (1961). The problem of the most rapid detection of a disturbance in a stationary process. *Soviet Math. Dokl.* **2**, 795-799.
- Shiryaev, A.N. (1963). On optimum methods in quickest detection problems. *Theory Probab. Appl.* **8**, 22-46.

- Shiryaev, A.N. (1996). Minimax optimality of the method of cumulative sum (CUSUM) in the case of continuous time. *Russian Math. Surveys* **51**, 750-751.
- Srivastava, M.S., and Wu, Y. (1993). Comparison of EWMA, CUSUM and Shiryaev-Roberts procedures for detecting a shift in the mean. *Ann. Statist.* **21**, 645-670.
- Tartakovsky, A.G. (1991). *Sequential Methods in the Theory of Information Systems*. Radio i Svyaz', Moscow (in Russian).
- Tartakovsky, A.G. (1995). Asymptotic properties of CUSUM and Shiryaev's procedures for detecting a change in a nonhomogeneous Gaussian process. *Mathematical Methods of Statistics* **4**, 389-404.
- Tartakovsky, A.G. (2005). Asymptotic performance of a multichart CUSUM test under false alarm probability constraint. *Proc. 44th IEEE Conf. on Decision and Control and the European Control Conf. (CDC-ECC'05)*, 320-325. Seville, Spain.
- Tartakovsky, A.G. (2009). Discussion on "Is average run length to false alarm always an informative criterion?" by Yajun Mei. *Sequential Analysis* **27**, 396-405.
- Tartakovsky, A.G. and Ivanova, I.A. (1992). Comparison of some sequential rules for detecting changes in distributions. *Probl. Inform. Transmis.* **28**, 117-124.
- Tartakovsky, A.G., Li, X.R., and Yaralov, G. (2003). Sequential detection of targets in multichannel systems. *IEEE Trans. Inform. Theory* **49**, 425-445.
- Tartakovsky, A.G., Rozovskii, B.L., Blažek, R., and Kim, H. (2006). Detection of intrusions in information systems by sequential change-point methods, *Statist. Methodology*, **3**, 252-340.
- Tartakovsky, A.G. and Veeravalli, V.V. (2004). Change-point detection in multichannel and distributed systems with applications. In *Applications of Sequential Methodologies*, (N. Mukhopadhyay, S. Datta and S. Chattopadhyay eds.), 331-363. Marcel Dekker, New York.

Wang, H., Zhang, D., and Shin, K.G. (2002). Detecting SYN flooding attacks. *Proc. INFOCOM'2002, 21st Annual Joint Conference of the IEEE Computer and Communications Societies* **3**, 1530-1539.

Willsky, A. (1976). A survey of design methods for failure detection in dynamical systems. *Automatica* **12**, 601-611.

George V. Moustakides

University of Patras, Department of Electrical and Computer Engineering,  
26500 Rion, Greece

E-mail: moustaki@upatras.gr

Aleksey S. Polunchenko and Alexander G. Tartakovsky

University of Southern California, Department of Mathematics,  
3620 S. Vermont Avenue, Los Angeles, CA 90089-2532, USA

E-mail: (polunche, tartakov)@usc.edu