

Inapproximability of the Tutte polynomial of a planar graph*

Leslie Ann Goldberg
Department of Computer Science
University of Liverpool
Ashton Bldg, Liverpool L69 3BX, UK

Mark Jerrum
School of Mathematical Sciences
Queen Mary, University of London
London E1 4NS, UK

June 16, 2022

Abstract

The Tutte polynomial of a graph G is a two-variable polynomial $T(G; x, y)$ that encodes many interesting properties of the graph. We study the complexity of the following problem, for rationals x and y : given as input a planar graph G , determine $T(G; x, y)$. Vertigan completely mapped the complexity of *exactly* computing the Tutte polynomial of a planar graph. He showed that the problem can be solved in polynomial time if (x, y) is on the hyperbola H_q given by $(x - 1)(y - 1) = q$ for $q = 1$ or $q = 2$ or if (x, y) is one of the two special points $(x, y) = (-1, -1)$ or $(x, y) = (1, 1)$. Otherwise, the problem is $\#P$ -hard. In this paper, we consider the problem of *approximating* $T(G; x, y)$, in the usual sense of “fully polynomial randomised approximation scheme” or FPRAS. Roughly speaking, an FPRAS is required to produce, in polynomial time and with high probability, an answer that has small relative error. Assuming that NP is different from RP, we show that there is no FPRAS for the Tutte polynomial in a large portion of the (x, y) plane. In particular, there is no FPRAS if $x > 1, y < -1$ or if $y > 1, x < -1$ or if $x < 0, y < 0$ and $q > 5$. Also, there is no FPRAS if $x < 1, y < 1$ and $q = 3$. For $q > 5$, our result is intriguing because it shows that there is no FPRAS at $(x, y) = (1 - q/(1 + \varepsilon), -\varepsilon)$ for any positive ε but it leaves open the limit point $\varepsilon = 0$, which corresponds to approximately counting q -colourings of a planar graph.

*Partially supported by the EPSRC grant *The Complexity of Counting in Constraint Satisfaction Problems*

1 Introduction

1.1 The Tutte Polynomial

The Tutte polynomial of a graph $G = (V, E)$ (see [10, 12]) is the two-variable polynomial

$$T(G; x, y) = \sum_{A \subseteq E} (x - 1)^{\kappa(V, A) - \kappa(V, E)} (y - 1)^{|A| - n + \kappa(V, A)}, \quad (1)$$

where $\kappa(V, A)$ denotes the number of connected components of the graph (V, A) and $n = |V|$. Following the usual convention for the Tutte polynomial [9] a graph is allowed to have loops and/or multiple edges.

Many interesting properties of a graph correspond to evaluations of the Tutte polynomial at different points (x, y) . For example, the number of spanning trees of a connected graph G is $T(G; 1, 1)$, the number of acyclic orientations is $T(G; 2, 0)$, and the probability the reliability probability $R(G; p)$ of the graph is an easily-computed multiple of $T(G; 1, 1/(1 - p))$. For a positive integer q , the Tutte polynomial along the hyperbola H_q given by $(x - 1)(y - 1) = q$ corresponds to the Partition function of the q -state Potts model. See Welsh's book [12] for details.

Two particularly interesting Tutte invariants correspond to evaluations along the x axis and the y axis. In particular,

- The chromatic polynomial $P(G; \lambda)$ of a graph G with n vertices, m edges and k connected components is given by

$$P(G; \lambda) = (-1)^{n-k} \lambda^k T(G; 1 - \lambda, 0).$$

When λ is a positive integer, $P(G; \lambda)$ counts the proper λ -colourings of G .

- The flow polynomial $F(G; \lambda)$ is given by

$$F(G; \lambda) = (-1)^{m-n+k} T(G; 0, 1 - \lambda).$$

When λ is a positive integer, $F(G; \lambda)$ counts the nowhere-zero λ -flows of G .

1.2 Evaluating the Tutte Polynomial

For fixed rational numbers x and y , consider the following computational problem.

Name TUTTE(x, y).

Instance A graph $G = (V, E)$.

Output $T(G; x, y)$.

The parameters x and y are fixed in advance and are not considered part of the problem instance. Each choice for x and y defines a distinct computational problem.

Jaeger, Vertigan and Welsh [6] have completely mapped the complexity of $\text{TUTTE}(x, y)$. They have shown that $\text{TUTTE}(x, y)$ is in FP for any point (x, y) on the hyperbola H_1 and when (x, y) is one of the special points $(1, 1)$, $(0, -1)$, $(-1, 0)$, and $(-1, -1)$. They showed that $\text{TUTTE}(x, y)$ is $\#P$ -hard for every other pair of rationals (x, y) . See [8] for definitions of FP and $\#P$; informally, FP is the extension of the class P from predicates to more general functions, and $\#P$ is the counting analogue of NP. Jaeger et al. also investigated the complexity of evaluating the Tutte polynomial when x and y are real or complex numbers, but that is beyond the scope of this paper.

Vertigan [11] considered the restriction of $\text{TUTTE}(x, y)$ in which the input is restricted to be a *planar* graph.

Name $\text{PLANARTUTTE}(x, y)$.

Instance A planar graph $G = (V, E)$.

Output $T(G; x, y)$.

He showed that $\text{PLANARTUTTE}(x, y)$ is in FP for any point (x, y) on the hyperbolas H_1 or H_2 and when (x, y) is one of the special points $(1, 1)$ and $(-1, -1)$. He showed that $\text{PLANARTUTTE}(x, y)$ is $\#P$ -hard for every other pair of rationals (x, y) . The hyperbola H_2 is of particular interest, as the Tutte polynomial here corresponds to the partition function of the celebrated Ising model in statistical physics.

1.3 Approximating the Tutte polynomial

A *fully polynomial randomised approximation scheme* (FPRAS) for $\text{TUTTE}(x, y)$ is a randomised algorithm that takes as input a graph G and a constant $\varepsilon \in (0, 1)$ and outputs a value Y such that, with probability at least $3/4$, $e^{-\varepsilon} \leq Y/T(G; x, y) \leq e^\varepsilon$. The running time of the algorithm is bounded from above by a polynomial in n (the number of vertices of G) and ε^{-1} . An FPRAS for $\text{PLANARTUTTE}(x, y)$ is defined similarly. See [7] for further details on fully polynomial randomised approximation schemes.

In earlier work [4], we considered the problem of determining for which points (x, y) there is an FPRAS for $\text{TUTTE}(x, y)$. Our results are summarized in Figure 1. In particular, under the assumption $\text{RP} \neq \text{NP}$, we showed the following.

- (1) If $x < -1$ and (x, y) is not on H_0 or H_1 , then there is no FPRAS at (x, y) .
- (2) If $y < -1$ and (x, y) is not on H_1 or H_2 , then there is no FPRAS at (x, y) .
- (3) If (x, y) is on H_2 and $y < -1$ then approximating $T(G; x, y)$ is equivalent in difficulty to approximately counting perfect matchings (resolving the complexity of this is a well-known and interesting open problem).

- (4) If (x, y) is not on H_1 and is in the vicinity of the origin in the sense that $|x| < 1$ and $|y| < 1$ and is in the triangle given by $y < -1 - 2x$ then there is no FPRAS.
- (5) If (x, y) is not on H_1 and is in the vicinity of the origin and is in the triangle given by $x < -1 - 2y$ then there is no FPRAS.
- (6) The two previous intractability results (results (4) and (5)) can be partially extended to the boundary of the triangles.
- (7) If (x, y) is in the vicinity of the origin and $q = (x - 1)(y - 1) > 1.5$ then there is no FPRAS (excluding the special points at which exact computation is possible).

An interesting consequence of these results is that, under the assumption $\text{RP} \neq \text{NP}$, there is no FPRAS at the point $(x, y) = (0, 1 - \lambda)$ when $\lambda > 2$ is a positive integer. Thus, there is no FPRAS for counting nowhere-zero λ flows for $\lambda > 2$. This is interesting since the corresponding decision problem is in P for example for $\lambda = 6$. See [4] for details.

1.4 Approximating the Tutte polynomial of a planar graph

In this paper we consider the problem of determining for which points (x, y) there is an FPRAS for $\text{PLANARTUTTE}(x, y)$. The results of [4] do not help us here because all of the constructions are badly non-planar. Our results are summarised in Figure 2. In particular, under the assumption $\text{RP} \neq \text{NP}$, Corollary 5 and Lemma 6 show that there is no FPRAS for $\text{PLANARTUTTE}(x, y)$ in the following cases.

- 1. $x < 0, y < 0$ and $q > 5$
- 2. $x < 1, y < 1$ and $q = 3$
- 3. $x > 1, y < -1$
- 4. $y > 1, x < -1$

For integer $q \geq 4$, the point $x = 1 - q, y = 0$ is of particular interest. As noted earlier $T(G; x, y)$ gives the number of proper q -colourings of G . By the 4-colour theorem, there is at least one q -colouring, so the corresponding decision problem is trivial, but it is not clear whether there is an FPRAS. For $q \geq 5$, our result shows that there is no FPRAS for any nearby point $x = 1 - q/(1 + \varepsilon), y = -\varepsilon$ on the hyperbola H_q (for any $\varepsilon > 0$). However, the case of colourings itself (corresponding to the limit point $\varepsilon = 0$) remains open. The same intriguing situation occurs with the flow polynomial points $x = 0, y = 1 - q$.

1.5 The multivariate formulation of the Tutte polynomial

As in [4], we need the multivariate formulation of the Tutte polynomial in order to prove our results. The multivariate formulation is also known as the *random cluster model* [12, 9].

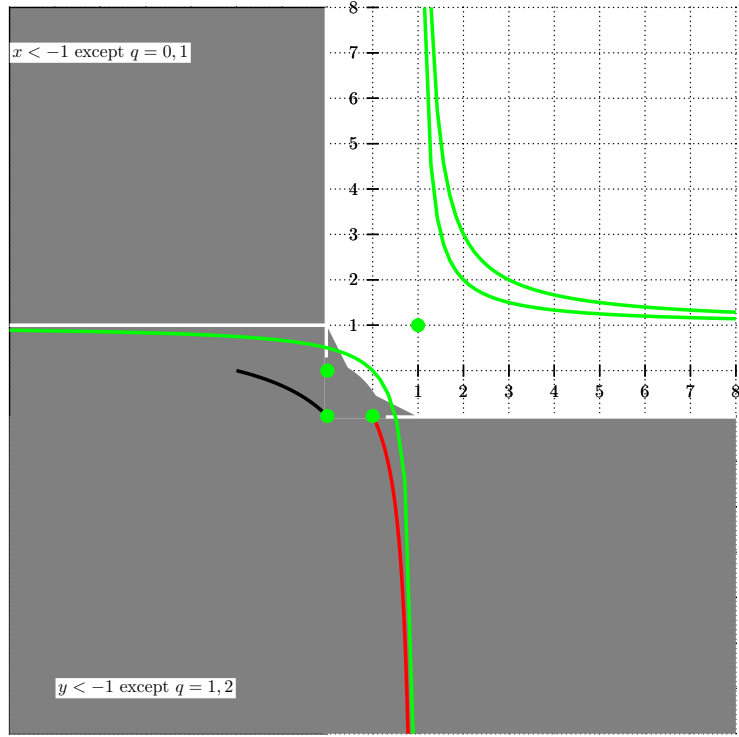


Figure 1: The result from [4]. Green points are FPRASable, red points are equivalent to perfect matchings and gray points are not FPRASable unless $RP=NP$. We don't know about white points. The points depicted in black are at least as hard as gray and are presumably harder — this is the region of $q = 4$ with $y \in (-1, 0)$ and approximating Tutte is actually $\#P$ -hard here. (There are presumably more such points.)

For $q \in \mathbb{Q}$ and a graph $G = (V, E)$ with edge weights $w : E \rightarrow \mathbb{Q}$, the multivariate Tutte polynomial of G is defined by $Z(G; q, w) = \sum_{A \subseteq E} w(A) q^{\kappa(V, A)}$, where $w(A) = \prod_{e \in A} w(e)$.

Suppose $(x, y) \in \mathbb{Q}^2$ and $q = (x - 1)(y - 1)$. For a graph $G = (V, E)$, let $w : E \rightarrow \mathbb{Q}$ be the constant function which maps every edge to the value $y - 1$. Then (see, for example [9, (2.26)])

$$T(G; x, y) = (y - 1)^{-n} (x - 1)^{-\kappa(E)} Z(G; q, w). \quad (2)$$

So approximating $T(G; x, y)$ is equivalent in difficulty to approximating $Z(G; q, w)$ for the constant function $w(e) = y - 1$. However, the multivariate formulation is more general, because we can assign different weights to different edges of G .

Consider the following computational problem, which is a planar version of one that we considered in [4].

Name MULTITUTTE($q; \alpha_1, \alpha_2, \alpha_3$).

Instance A planar graph $G = (V, E)$ with edge labelling $w : E \rightarrow \{\alpha_1, \alpha_2, \alpha_3\}$.

Output $Z(G; q, w)$.

Our main tool in proving inapproximability (Lemma 3 below) is showing that

$$\text{MULTITUTTE}(q; \alpha_1, \alpha_2, \alpha_3)$$

is difficult to approximate if one of $\alpha_1, \alpha_2, \alpha_3$ is less than -1 , one of them lies strictly between -2 and 0 , and one of them lies strictly outside of this range.

1.6 Implementing new edge weights

Let W be a set of edge weights (for example, W might contain the edge weights α_1, α_2 and α_3 from above) and fix a value q . Let w^* be a weight (which may not be in W) which we want to “implement”. Suppose that there is a planar graph Υ with distinguished vertices s and t and a weight function $\hat{w} : E(\Upsilon) \rightarrow W$ such that

$$w^* = q Z_{st}(\Upsilon) / Z_{s|t}(\Upsilon) \quad (3)$$

where $Z_{st}(\Upsilon)$ denotes the contribution to $Z(\Upsilon; q, \hat{w})$ arising from edge-sets A in which s and t are in the same component. That is, $Z_{st}(\Upsilon) = \sum_A \hat{w}(A) q^{\kappa(V, A)}$, where the sum is over subsets $A \subseteq E(\Upsilon)$ in which s and t are in the same component. Similarly, $Z_{s|t}$ denotes the contribution to $Z(\Upsilon; q, \hat{w})$ arising from edge-sets A in which s and t are in different components. In this case, we say that Υ and \hat{w} implement w^* (or even that W implements w^*).

The purpose of “implementing” edge weights is this. Let G be a graph with edge-weight function w . Let f be some edge of G with edge weight $w(f) = w^*$. Suppose that W implements w^* . Let Υ be a planar graph with distinguished vertices s and t with a weight function \hat{w} satisfying (3). Construct the weighted graph G' by replacing edge f with a copy of Υ (identify s with either endpoint of f (it doesn’t matter which one) and identify t

with the other endpoint of f and remove edge f). Let the weight function w' of G' inherit weights from w and \hat{w} (so $w'(e) = \hat{w}(e)$ if $e \in E(\Upsilon)$ and $w'(e) = w(e)$ otherwise). Then the definition of the multivariate Tutte polynomial gives

$$Z(G'; q, w') = \frac{Z_{s|t}(\Upsilon)}{q^2} Z(G; q, w). \quad (4)$$

So, as long as $q \neq 0$ and $Z_{s|t}(\Upsilon)$ is easy to evaluate, evaluating the multivariate Tutte polynomial of G' with weight function w' is essentially the same as evaluating the multivariate Tutte polynomial of G with weight function w and the weight $w(f) = w^*$ can be implemented (via Υ) using weights in W .

Two especially useful implementations are series and parallel compositions. These are explained in detail in [5, Section 2.3]. So we will be brief here. Parallel composition is the case in which Υ consists of two parallel edges e_1 and e_2 with endpoints s and t and $\hat{w}(e_1) = w_1$ and $\hat{w}(e_2) = w_2$. It is easily checked from Equation (3) that $w^* = (1 + w_1)(1 + w_2) - 1$. Also, the extra factor in Equation (4) cancels, so in this case $Z(G'; q, w') = Z(G; q, w)$.

Series composition is the case in which Υ is a length-2 path from s to t consisting of edges e_1 and e_2 with $\hat{w}(e_1) = w_1$ and $\hat{w}(e_2) = w_2$. It is easily checked from Equation (3) that $w^* = w_1 w_2 / (q + w_1 + w_2)$. Also, the extra factor in Equation (4) is $q + w_1 + w_2$, so in this case $Z(G'; q, w') = (q + w_1 + w_2) Z(G; q, w)$. It is helpful to note that w^* satisfies

$$\left(1 + \frac{q}{w^*}\right) = \left(1 + \frac{q}{w_1}\right) \left(1 + \frac{q}{w_2}\right).$$

We say that there is a “shift” from (q, α) to (q, α') if there is an implementation of α consisting of some Υ and $\hat{w} : E(\Upsilon) \rightarrow W$ where W is the singleton set $W = \{\alpha\}$. This is the same notion of “shift” that we used in [4]. Taking $y = \alpha + 1$ and $y' = \alpha' + 1$ and defining x and x' by $q = (x - 1)(y - 1) = (x' - 1)(y' - 1)$ we equivalently refer to this as a shift from (x, y) to (x', y') .

Thus, the k -thickening of Jaeger, Vertigan and Welsh [6] is the parallel composition of k edges of weight α . It implements $\alpha' = (1 + \alpha)^k - 1$ and is a shift from (x, y) to (x', y') where $y' = y^k$. Similarly, the k -stretch is the series composition of k edges of weight α . It implements an α' satisfying

$$1 + \frac{q}{\alpha'} = \left(1 + \frac{q}{\alpha}\right)^k,$$

It is a shift from (x, y) to (x', y') where $x' = x^k$.

Since it is useful to switch freely between (q, α) coordinates and (x, y) coordinates we also refer to the implementation in Equation (3) as an implementation of the point $(x, y) = (q/w^* + 1, w^* + 1)$ using the points

$$\{(x, y) = (q/w + 1, w + 1) \mid w \in W\}.$$

2 Proving inapproximability

Our starting point is the following problem.

Name: PLANAR CUBIC MAXIMUM INDEPENDENT SET
Input: A cubic planar graph G and a positive integer K .
Question: Does G contain an independent set of size at least K ?

Lemma 1. PLANAR CUBIC MAXIMUM INDEPENDENT SET *is NP-complete.*

Proof. This problem is essentially the same as “Node cover in planar graphs with maximum degree 3”, which was shown to be NP-complete by Garey and Johnson [2, Lemma 1]. Firstly, the complement of a minimum node (or vertex) cover in a graph is a maximum independent set. Thus Garey and Johnson’s problem is the same as “Maximum independent set in a planar graph with maximum degree 3”. So we just need to show that we can transform a planar graph with maximum degree 3 into a cubic graph in such a way that the size of a maximum independent set changes in a controlled way.

It is easily checked that there is a (unique) planar graph T with degree sequence $(1, 3, 3, 3, 3, 3)$. Denote by r the unique vertex of degree 1. Given a planar graph with maximum degree 3, we can form a planar cubic graph by attaching (via vertex r) the appropriate number of copies of T to the deficient vertices. It is easily checked that each copy of T increases the size of a maximum independent set by 2. \square

We will use the following variant of PLANAR CUBIC MAXIMUM INDEPENDENT SET. This variant will help us to maintain planarity in our constructions.

Name: PLANAR STRETCHED CUBIC MAXIMUM INDEPENDENT SET
Input: A graph G which is the 3-stretch of a cubic planar graph H and a positive integer K .
Question: Does G contain an independent set of size at least K ?

Lemma 2. PLANAR STRETCHED CUBIC MAXIMUM INDEPENDENT SET *is NP-complete.*

Proof. Let m' be the number of edges of H . We claim that the size of a maximum independent set of G is equal to m' plus the size of a maximum independent set of H .

First, suppose that H has an independent set of size k . We construct an independent set of size $m' + k$ in G : For every IN-OUT edge of H the corresponding configuration in G can be IN-OUT-IN-OUT. For every OUT-OUT edge of H the corresponding configuration of G can be OUT-IN-OUT-OUT.

Next, suppose that G has an independent set of size $m' + k'$ for some $k' \geq 0$. We construct an independent set of size k' in H . Let R be the set of vertices from H in the independent set of G and let $r = |R|$. The independent set of G induces one of four possibilities on each edge of H : OUT-OUT, OUT-IN, IN-OUT or IN-IN. Since the independent set of G is maximum, all of these four possibilities apart from IN-IN correspond to situations in which there is an additional IN vertex in the stretched edge of H . Thus, since the size of the independent set is $m' + k'$ we find that $m' + k' = r + m' - j$, where j is the number of IN-IN edges that R induces in H .

Now take the set R and remove an endpoint from each of these j edges, and we end up with an independent set of H of size $r - j = k'$. \square

We can now state, and prove, our main lemma.

Lemma 3. *Suppose $q \notin [0, 5]$ and that $\alpha_1 \notin [-2, 0]$, $\alpha_2 \in (-2, 0)$ and $\alpha_3 < -1$. (α_3 might be equal to α_1 or α_2 .) Then there is no FPRAS for $\text{MULTITUTTE}(q; \alpha_1, \alpha_2, \alpha_3)$ unless $\text{RP} = \text{NP}$.*

Proof. Suppose H is a cubic planar graph and G is the 3-stretch of H . Let $n = |V(G)|$ and $m = |E(G)|$, and note that $m = \frac{9}{8}n$. Suppose G and K are inputs to $\text{PLANAR STRETCHED CUBIC MAXIMUM INDEPENDENT SET}$. We may assume that $K \leq \frac{5}{8}n$, since this is an easy upper bound on the size of any independent set in G .

Our ultimate goal is to construct a planar instance (G', w') of $\text{MULTITUTTE}(q; \alpha_1, \alpha_2, \alpha_3)$ such that a close approximation to $Z(G'; q, w')$ enables us to determine whether G has an independent set of size K .

As an intermediate goal, we'll construct a weighted planar graph $(\widehat{G} = (\widehat{V}, \widehat{E}), w)$ such that a close approximation to $Z(\widehat{G}; q, w)$ enables us to determine whether G has an independent set of size K , where $w : \widehat{E} \rightarrow \{\beta, a, b\}$ for some conveniently-chosen values β, a and b . Then we'll show how to implement β, a and b using weights α_1, α_2 and α_3 . Applying these implementations to the weight graph \widehat{G} will give us G' and w' so that $Z(\widehat{G}; q, w)$ is an easily computable multiple of $Z(G'; q, w')$.

Let $f(x)$ be the function $f(x) = x^3 + 3x^2$. Now in each of the cases that we consider (both $q > 5$ and $q < 0$), we will define some constants (which depend on q): $\chi, \eta, A^-, A^+, B^-,$ and B^+ . The reason for defining them is that we can use these constants (essentially, upper and lower bounds on the absolute values of the edge-weights that we will use in our gadgets) in order to give a unified proof for the two cases.

Case 1: $q > 5$: $\chi = \min(1, (q - 5)/6)$. $\eta = 3/4$. $A^- = 1/2$. $A^+ = q$. $B^- = q$. $B^+ = 10q^3$.

Case 2: $q < 0$: $\chi = \min(1, |q|)$. To define the other constants, it helps to make a few observations. Let $g(y) = f(-3 - y)$ and note that $g(0) = 0$ and that $g'(y) < 0$ for $y > 0$ so $g(y)$ decreases as y increases from 0. Now let $\eta > 0$ be the real solution of $g(\eta) = q/2$. Let $A^- = 3 + \eta$. Then let $y^* > 0$ be the real solution of $g(y^*) = q$. Let $A^+ = 3 + y^*$. Let $B^- = |q|/3$ and let $B^+ = 4|q|/3 + 2$.

Now, we give quite a few definitions which we will need (sorry reader!). Some of them are just using the above quantities to form new quantities which we will use as upper and lower bounds on things. Also, we now introduce δ and ε , which may depend upon the input, as well as on the above quantities, and are very small.

Let $A^* = 1 + 3A^{+4} + 9A^{+3} + 3A^{+2} + 3A^+(1 + |q|)$ and $Q = \max(1, |q|)$. Let $\mu = q^2 A^+ B^{+2}$, $\tau = |q| A^{+2} (A^+ + 3) B^{+3}$, and $M = \max(1, \mu, \tau)$. Then, using the above definitions, and n and m , we define ε as follows.

$$\varepsilon = \frac{(B^-)^3}{3} \chi^n 2^{-(n+2m+4)} Q^{-3n+m}.$$

Let $L = |q^3| \eta_2^\varepsilon$ and $R = (B^-)^3 / (3\varepsilon)$. Note that, for sufficiently large n , we have $L \leq 1$ and

$R \geq 1$. Define $\nu = 3n - m - 2K$ and

$$\delta = \frac{L^n Q^{-3n} \chi^\nu}{16 A^* 3^n 2^{6n} M^n 2^{2m}} \frac{|q|^{6n}}{Q^{6n}}.$$

Note that previous estimates on m and K entail $\nu \geq \frac{5}{8}n > 0$. Now, in both cases, we have $0 < \eta$ and $0 < \delta < \varepsilon < \chi \leq 1$. The definition of δ ensures that $\delta \leq \varepsilon\eta/6A^*$, which we will use later. We will show the following.

- We can implement a value β with $|1 + \beta| \leq \delta$ (using α_1, α_2 and α_3).
- We can implement a value a with $A^- \leq |a| \leq A^+$ and $q + \varepsilon < f(a) \leq q + 2\varepsilon$ and $|a^2(a + 3)| \geq \eta$.
- We can implement a value b with $B^- \leq |b| \leq B^+$ and $-c - \delta \leq b \leq -c + \delta$, where $c = a^2 + 3a + q$.

The constraints on a imply $1 \leq A^*$, $|3a + 3a^2| \leq A^*$ and $|9a^3 + 3a^4 - 3aq| \leq A^*$.

Now let Y be a weighted graph with weight function w defined as follows. Y will have vertex set $V(Y) = \{0, 1, 2, \bar{0}, \bar{1}, \bar{2}\}$. The edge set $E(Y)$ of Y consists of three edges $(0, \bar{0})$, $(1, \bar{1})$ and $(2, \bar{2})$ of weight b and three edges $(\bar{0}, \bar{1})$, $(\bar{1}, \bar{2})$ and $(\bar{2}, \bar{0})$ of weight a . For a fixed q , let $Z_{0|1|2}$ denote the contribution to $Z(Y; q, w)$ arising from edge sets A in which the vertices 0, 1 and 2 are in distinct components. Thus, $Z_{0|1|2} = \sum_A \prod_{e \in A} w(e) q^{\kappa(V(Y), A)}$, where the sum is over all subsets $A \subseteq E(Y)$ such that 0, 1 and 2 are all in distinct components. Similarly, let $Z_{0|12}$ denote the contribution to $Z(Y; q, w)$ arising from edge sets A in which the vertex 0 is in one component and the vertices 1 and 2 are in another, distinct, component. Finally, let Z_{012} denote the contribution to $Z(Y; q, w)$ arising from edge sets A in which the vertices 0, 1 and 2 are all in the same component.

Let

$$\Psi = \left(\left| \frac{q^2 Z_{012}}{Z_{0|1|2}} \right| \right)^{K-1} R |Z_{0|1|2}|^n |q|^{-3n} \chi^\nu.$$

From the definition of $Z_{0|12}$ we see that

$$Z_{0|12} = q^2 ab^2(c + b)$$

so $|Z_{0|12}| \leq \delta\mu$. Similarly,

$$Z_{0|1|2} = q^3(b^3 + 3b^2(2a + q) + (3b + q)(a^3 + 3a^2 + 3aq + q^2)).$$

so for some $d \in [-\delta, \delta]$ and $e \in [\varepsilon, 2\varepsilon]$, explicitly, $e = a^3 + 3a^2 - q$ and $d = a^2 + 3a + q + b$,

$$\begin{aligned} Z_{0|1|2} &= -q^3 a^2(a + 3)(a^3 + 3a^2 - q) + d^3 q^3 + d^2(-3a - 3a^2)q^3 + dq^3(9a^3 + 3a^4 - 3aq). \\ &= -q^3 a^2(a + 3)e + d^3 q^3 - d^2(3a + 3a^2)q^3 + dq^3(9a^3 + 3a^4 - 3aq). \\ &= -q^3 a^2(a + 3) \left(e - \frac{d^3}{a^2(a + 3)} + \frac{d^2(3a + 3a^2)}{a^2(a + 3)} - \frac{d(9a^3 + 3a^4 - 3aq)}{a^2(a + 3)} \right). \end{aligned}$$

Now, the absolute value of each of the right-most three terms is at most $\delta A^*/\eta$ and by the definition of δ , this is at most $\varepsilon/6$. Thus,

$$L \leq |q^3 a^2(a+3)| \frac{\varepsilon}{2} \leq |Z_{0|1|2}| \leq |q^3 a^2(a+3)| 3\varepsilon \quad (5)$$

Also $Z_{012} = qa^2(a+3)b^3$ so $|Z_{012}| \leq \tau$ and

$$|Z_{012}| \geq |qa^2(a+3)|B^{-3}.$$

Finally,

$$\frac{q^2|Z_{012}|}{|Z_{0|1|2}|} \geq \frac{q^2|qa^2(a+3)|B^{-3}}{|q^3 a^2(a+3)|3\varepsilon} = R. \quad (6)$$

Here is the construction of $\widehat{G} = (\widehat{V}, \widehat{E})$. See Figure 3. First, fix any ordering on the vertices of H .

Next, let's set up some useful notation for the graph Y , which we will use as a gadget. A particular copy Y^x of this gadget will have vertex set $V^x = \{x_0, x_1, x_2, \bar{x}_0, \bar{x}_1, \bar{x}_2\}$ with vertices x_0, x_1 and x_2 arranged in clockwise order around the outer face. The edge set E^x consists of three edges (x_0, \bar{x}_0) , (x_1, \bar{x}_1) , and (x_2, \bar{x}_2) of weight b and three edges (\bar{x}_0, \bar{x}_1) , (\bar{x}_1, \bar{x}_2) and (\bar{x}_2, \bar{x}_0) of weight a . We will construct a copy Y^u of the Y -gadget for every vertex $u \in V(H)$.

Now, associate every edge (u, v) of H with two indices $i_{u,v}$ and $i_{v,u}$ in $\{0, 1, 2\}$ in such a way that the graph with vertex set $\bigcup_{u \in V(H)} V^u$ and edge set $\bigcup_{u \in V(H)} E^u \cup \bigcup_{(u,v) \in E(H)} (u_{i_{u,v}}, v_{i_{v,u}})$ is planar. We will construct two copies, Y^{uv} and Y^{vu} , of the Y -gadget for every edge (u, v) of H . These correspond to the vertices of G along the two-stretched edge (u, v) of H . Thus, we have one Y gadget for every vertex of G .

The vertex set \widehat{V} is constructed from $\bigcup_{u \in V(H)} V^u \cup \bigcup_{(u,v) \in E(H)} V^{uv} \cup V^{vu}$ by identifying some vertices. In particular, for every edge (u, v) of $E(H)$ with $u < v$, identify $u_{i_{u,v}}$ with uv_0 . Also, identify uv_2 with vu_1 . Finally, identify vu_0 with $v_{i_{v,u}}$. Note that G has one vertex for each vertex of H and two vertices for each edge of H so $n = |V(H)| + 2|E(H)|$. Also $m = 3|E(H)|$. So $|\widehat{V}| = 6|V(H)| + 12|E(H)| - 3|E(H)| = 6n - m$.

Let $E = \bigcup_{u \in V(H)} E^u \cup \bigcup_{(u,v) \in E(H)} E^{uv} \cup E^{vu}$. E is all of the internal edges in the Y gadgets. So $|E| = 6|V(H)| + 12|E(H)| = 6n$. Let E' be the set of m edges with weight β constructed as follows. For each edge (u, v) of $E(H)$ with $u < v$, let $i = i_{u,v} - 1 \pmod 3$ and let $j = i_{v,u} - 1 \pmod 3$. Add edges (u_i, uv_1) , (uv_1, vu_2) and (vu_1, v_j) to E' . Let $\widehat{E} = E \cup E'$. Note that \widehat{G} is planar.

Also,

$$Z(\widehat{G}; q, w) = \sum_{A \subseteq E} \sum_{B \subseteq E'} w(A)w(B)q^{\kappa(\widehat{V}, A \cup B)}.$$

Let (S, D, T) be a partition of $V(G)$ into three sets S , D and T , some of which could be empty. (In the following, it will help to think of S as “singleton”, D as “doubleton” and T as “triple”.) Let $\mathcal{A}_{S,D,T}$ denote the set of subsets $A \subseteq E$ such that the following statements are true in the graph (\widehat{V}, A) .

- For every $x \in S$, the vertices x_0, x_1 and x_2 are in a single component,
- for every $x \in D$, the vertices x_0, x_1 and x_2 are in two distinct components, and
- for every $x \in T$, the vertices x_0, x_1 and x_2 are in three distinct components.

Let $Z_{S,D,T}$ be the contribution to $Z(\widehat{G}; q, w)$ from $A \in \mathcal{A}_{S,D,T}$. That is,

$$Z_{S,D,T} = \sum_{A \in \mathcal{A}_{S,D,T}} \sum_{B \subseteq E'} w(A)w(B)q^{\kappa(\widehat{V}, A \cup B)},$$

so $Z(\widehat{G}; q, w) = \sum_{(S,D,T)} Z_{S,D,T}$, where (S, D, T) ranges over all ordered partitions of $V(G)$.

First, fix a partition (S, D, T) in which D is non-empty. Then

$$|Z_{S,D,T}| \leq \sum_{A \in \mathcal{A}_{S,D,T}} |w(A)q^{\kappa(\widehat{V}, A)}| \frac{Q^{6n}}{|q|^{6n}} \sum_{B \subseteq E'} |w(B)|$$

and

$$\sum_{A \in \mathcal{A}_{S,D,T}} |w(A)q^{\kappa(\widehat{V}, A)}| \leq 2^{6n} |Z_{0|12}| |Z_{012}|^{n-1} \leq 2^{6n} \delta \mu \tau^{n-1}.$$

Now, each of the 2^m choices for B contributes at most $|w(B)| \leq |\beta|^m \leq (1 + \delta)^m \leq 2^m$. So, using the definition of δ and the lower bound in Equation (5),

$$\sum_{D \neq \emptyset} |Z_{S,D,T}| \leq 3^n 2^{6n} \delta \mu \tau^{n-1} \frac{Q^{6n}}{|q|^{6n}} 2^{2m} \leq \Psi/16. \quad (7)$$

Next, fix a partition (S, D, T) in which D is empty and S is not an independent set of G . We give an upper bound for $|Z_{S,D,T}|$. Suppose (x, y) is an edge of G with $x \in S$ and $y \in S$. Let e be the edge between $\{x_0, x_1, x_2\}$ and $\{y_0, y_1, y_2\}$ that is in E' . For any $B \subseteq E'$, let $B' = B - \{e\}$. Note that, for any set $A \in \mathcal{A}_{S,D,T}$, $\kappa(\widehat{V}, A \cup B') = \kappa(\widehat{V}, A \cup B' \cup \{e\})$ since $x \in S$ so x_0, x_1 and x_2 are all in the same component of (\widehat{V}, A) and similarly y_0, y_1 and y_2 are all in the same component but some vertex in $\{x_0, x_1, x_2\}$ is identified with a vertex in $\{y_0, y_1, y_2\}$. Thus,

$$\begin{aligned} Z_{S,D,T} &= \sum_{A \in \mathcal{A}_{S,D,T}} \sum_{B \subseteq E'} w(A)w(B)q^{\kappa(\widehat{V}, A \cup B)} \\ &= (1 + \beta) \sum_{A \in \mathcal{A}_{S,D,T}} \sum_{B' \subseteq E' - \{e\}} w(A)w(B')q^{\kappa(\widehat{V}, A \cup B')}. \end{aligned}$$

So $|Z_{S,D,T}|$ is at most

$$(1 + \beta) \sum_{A \in \mathcal{A}_{S,D,T}} |w(A)q^{\kappa(\widehat{V}, A)}| \frac{Q^{6n}}{|q|^{6n}} \sum_{B' \subseteq E' - \{e\}} |w(B')| \leq \delta 2^{6n} \tau^n \frac{Q^{6n}}{|q|^{6n}} 2^{2m}.$$

So, using the definition of δ and the lower bound in Equation (5),

$$\sum_{\substack{D=\emptyset \\ S \text{ not independent}}} |Z_{S,D,T}| \leq 2^n \delta 2^{6n} \tau^n \frac{Q^{6n}}{|q|^{6n}} 2^{2m} \leq \Psi/16. \quad (8)$$

Finally, fix a partition (S, D, T) in which D is empty and S is an independent set of G of size k .

$$\begin{aligned} Z_{S,D,T} &= \sum_{A \in \mathcal{A}_{S,D,T}} w(A) q^{\kappa(\widehat{V}, A)} \sum_{B \subseteq E'} w(B) q^{\kappa(\widehat{V}, A \cup B) - \kappa(\widehat{V}, A)} \\ &= q^{-m} Z_{012}^k Z_{0|1|2}^{n-k} \sum_{B \subseteq E'} \beta^{|B|} q^{\kappa(\widehat{V}, A \cup B) - \kappa(\widehat{V}, A)}. \end{aligned}$$

Now let $V' = \widehat{V} - \bigcup_{x \in V(G)} \{\bar{x}_0, \bar{x}_1, \bar{x}_2\}$ so $|V'| = |\widehat{V}| - 3n = 3n - m$. Let $\Gamma = (V', E')$ and let Γ_S be the graph constructed from Γ by identifying x_0, x_1 and x_2 if $x \in S$. Note that $|V(\Gamma_S)| = 3n - m - 2k$. Then for any $B \subseteq E'$ and any $A \in \mathcal{A}_{S,D,T}$, $\kappa(\widehat{V}, A) - \kappa(\widehat{V}, A \cup B) = \kappa(V(\Gamma_S), \emptyset) - \kappa(V(\Gamma_S), B)$. We conclude that

$$\begin{aligned} Z_{S,D,T} &= 3^{-m} Z_{012}^k Z_{0|1|2}^{n-k} \sum_{B \subseteq E'} \beta^{|B|} q^{\kappa(V(\Gamma_S), B) - \kappa(V(\Gamma_S), \emptyset)} \\ &= 3^{-m} Z_{012}^k Z_{0|1|2}^{n-k} q^{-3n+m+2k} \sum_{B \subseteq E'} \beta^{|B|} q^{\kappa(V(\Gamma_S), B)}. \end{aligned}$$

Then we have

$$Z_{S,D,T} = \left(\frac{q^2 Z_{012}}{Z_{0|1|2}} \right)^k Z_{0|1|2}^n q^{-3n} Z(\Gamma_S; q, w), \quad (9)$$

where w is taken to be the restriction to E' , i.e., the the constant β .

Now we want some bounds on

$$Z(\Gamma_S; q, w) = \sum_{B \subseteq E'} \beta^{|B|} q^{\kappa(V(\Gamma_S), B)}.$$

A crude upper bound is $|Z(\Gamma_S; q, w)| \leq 2^m (1 + \delta)^m Q^{3n-m} \leq 2^{2m} Q^{3n-m}$. So, using the definition of ε ,

$$\sum_{\substack{D=\emptyset \\ S \text{ is independent, } |S| < K}} |Z_{S,D,T}| \leq 2^n \left(\left| \frac{q^2 Z_{012}}{Z_{0|1|2}} \right| \right)^{K-1} |Z_{0|1|2}|^n |q|^{-3n} 2^{2m} Q^{3n+m} \leq \Psi/16 \quad (10)$$

For the lower bounds, we fix $k = K$ so $|V(\Gamma_S)| = \nu$.

Case 1: $q > 5$ For a lower bound on $|Z(\Gamma_S; q, w)|$ and information about its sign, we use [13, Theorem 1]. (The method can be traced back to [1].) Since $\chi = (q - 5)/6$ and

$\delta < \chi$, we have $q > 5(1 + \delta) + \chi \geq 5|\beta| + \chi$. Now the inductive proof of [13, Theorem 1] gives (for some vertex v of Γ_S of degree at most 5)

$$Z(\Gamma_S; q, w) \geq (q - 5|\beta|)Z(\Gamma_S - v; q, w) \geq (q - 5|\beta|)^{|V(\Gamma_S)|} \geq \chi^\nu.$$

Thus, for $q > 5$ we have shown that the sign of $Z(\Gamma_S; q, w)$ is the same for all S (it is always positive). Also, we have shown

$$|Z(\Gamma_S; q, w)| \geq \chi^\nu. \quad (11)$$

Case 2: $q < 0$: To determine the same facts for $q < 0$ we use [5, Theorem 4.1]. Note that Γ_S has no loops. Let C_1, \dots, C_ν denote the coefficients of $Z(\Gamma_S; q, w)$, viewed as a polynomial in q , so $Z(\Gamma_S; q, w) = \sum_{j=1}^\nu C_j q^j$. Let $\pi_j = 1$ if $C_j > 0$, $\pi_j = 0$ if $C_j = 0$ and $\pi_j = -1$ if $C_j < 0$. Then

$$Z(\Gamma_S; q, w) = (-1)^\nu \sum_{j=1}^\nu (-1)^{\nu-j} \pi_j |C_j| |q|^j.$$

Jackson and Sokal [5, Theorem 4.1] showed (assuming $\delta \leq 1$, which implies $-2 \leq \beta \leq 0$) that $(-1)^{\nu-j} \pi_j \geq 0$. So

$$Z(\Gamma_S; q, w) = (-1)^\nu \sum_{j \in \{1, \dots, \nu\}, \pi_j \neq 0} |C_j| |q|^j.$$

Note that for $j = \nu$, $C_j = 1$ so Equation (11) holds and the sign of $Z(\Gamma_S; q, w)$ is the same for all size- K sets S (the sign depends on the parity of ν).

Now, for a partition (S, D, T) in which D is empty and S is an independent set of G of size K , Equations (9), (6) and (11) give

$$|Z_{S,D,T}| \geq \Psi. \quad (12)$$

Since the sign of $Z(\Gamma_S; q, w)$ is the same for all S , it is apparent from (9) that the sign of $Z_{S,D,T}$ depends only on the sign of q , the sign of Z_{012} , the sign of $Z_{0|1|2}$ and the parity of K and n . It does not depend on the set S .

So if G has $N > 0$ independent sets of size K then by Equations (7), (8), (10) and (12) $|Z(\widehat{G}; q, w)| \geq N\Psi - 3\Psi/16 \geq 3\Psi/4$. On the other hand, if G has no independent sets of size K then the same equations give $|Z(\widehat{G}; q, w)| \leq 3\Psi/16 < \Psi/4$. So if we could approximate $Z(\widehat{G}; q, w)$ within a factor of $\frac{3}{2}$ then we could determine whether or not G has an independent set of size K .

To finish the proof, we must first show how to implement β , a and b using α_1 , α_2 and α_3 .

The first of these is already done in [4]. To implement β , choose a positive integer k such that $|(\alpha_2 + 1)^k| < \delta$ then implement β by k -thickening α_2 . Before showing how to implement a and b it helps to have a look at the implementations that we can obtain by series and parallel compositions.

2.1 Moving around hyperbolas: Case 1: $q > 5$

The weights that we have available for our implementations are α_1 , α_2 and α_3 . It will be useful to use (x, y) coordinates as well as (q, α) coordinates since series compositions power x and parallel compositions power y . Thus, we define $y'_i = 1 + \alpha_i$ and $x'_i = q/(y'_i - 1) + 1$ for $i \in \{1, 2, 3\}$. (The primes are just there because we use y_i for something else.)

The main purpose of the section will be to show how to use the values y'_1 , y'_2 and y'_3 to implement a value that is very close (within $\pm\pi$ for some exponentially small value π) to some target value $T > 1$. To do this efficiently (without exponentially big gadgets) we need to be somewhat careful about decomposing T . Note that we won't actually use y'_2 in this implementation.

Let (x_1, y_1) be the point on the hyperbola $(x_1 - 1)(y_1 - 1) = q$ given by $y_1 = y'_1{}^2$. Note that $y_1 > 1$ so $x_1 > 1$ and that we can implement (x_1, y_1) by 2-thickening from (x'_1, y'_1) .

Let

$$y_j = \frac{q}{x_1^j - 1} + 1.$$

Let x_j be the corresponding value so that $(x_j - 1)(y_j - 1) = q$. Note that, for every integer $j \geq 1$, we can implement (x_j, y_j) by j -stretching from (x_1, y_1) . Also, since $x_1 > 1$, we have $y_j > 1$ and $y_j > y_{j+1}$.

Now, for every integer $j \geq 1$, we recursively define a quantity d_j in terms of the values of d_1, \dots, d_{j-1} . In particular,

$$d_j = \left\lfloor \frac{\log(T \prod_{\ell=1}^{j-1} y_\ell^{-d_\ell})}{\log(y_j)} \right\rfloor.$$

Let $y''_m = \prod_{\ell=1}^m y_\ell^{d_\ell}$. Note that $T/y_m \leq y''_m \leq T$. Also, since d_j is a non-negative integer, we can implement y''_m by d_ℓ -thickening y_ℓ and then combining these in parallel.

First, here is how to implement a value y which is within $\pm\pi$ of some value $T > 1$ for some $0 < \pi \leq 1$: Let

$$m = \left\lceil \frac{\log(\frac{qT}{\pi} + 1)}{\log(x_1)} \right\rceil.$$

Note that $y_m \leq 1 + \pi/T \leq 1/(1 - \pi/T)$, so $1/y_m \geq 1 - \pi/T$. Let $y = y''_m$ and note that $T - \pi \leq y \leq T$.

To see that this implementation is feasible, note that m is not too large. In particular, for fixed q and y'_1 and upper and lower bounds on T , m is bounded from above by a polynomial in the logarithm of π^{-1} . To finish, we must show that the same is true of d_1, \dots, d_m . Here, the key observation is that $y_j^{d_j} \leq T/y_{j-1}'' \leq y_{j-1}$, so $d_j \leq \log(y_{j-1})/\log(y_j)$. Then for $y_j \leq 5/4$, say, we have $\frac{3}{4}(y_j - 1) \leq \log(y_j) \leq y_j - 1$ which suffices.

Second, here is how to implement a value y which is within $\pm\pi$ of some value $T < -1$ for some $0 < \pi \leq 1$: Use the above method to implement a value y' satisfying $\frac{|T|}{|y'_3|} - \frac{\pi}{|y'_3|} \leq y' \leq \frac{|T|}{|y'_3|}$. Then take y' in parallel with y'_3 to get a value y satisfying $T \leq y \leq T + \pi$.

2.2 Moving around hyperbolas: Case 2: $q < 0$

This is very similar to Section 2.1. Here, we start by implementing a point (x_1, y_1) with $x_1 < -1$. Then we just use odd values of j and it suffices to take

$$m = \left\lceil \frac{\log(\frac{|q|T}{\pi})}{\log(|x_1|)} \right\rceil.$$

The point (x_1, y_1) is reached as follows. If $y_1'^2 < 1 + |q|/2$ then we can take $(x_1, y_1) = (\frac{q}{y_1'^2 - 1} + 1, y_1'^2)$ since $x_1 < -1$. Otherwise, proceed as follows. Let

$$\xi = \frac{|q|}{2} \frac{1}{1 + \frac{|q|}{2}}.$$

Choose a positive integer j so that

$$-\xi < \frac{q}{\left(\frac{q}{y_2'^2 - 1} + 1\right)^j - 1} < 0.$$

There is such a j since $y_2' \in (-1, 1)$. Now let (\hat{x}, \hat{y}) be the j -stretch of (x_2', y_2') so $1 - \xi < \hat{y} < 1$. Now let

$$k = \left\lceil \frac{\log\left(\frac{1 + \frac{|q|}{2}}{y_1'^2}\right)}{\log(\hat{y})} \right\rceil.$$

Note that k is a positive integer since $y_1'^2 \geq 1 + |q|/2$. Let (x_1, y_1) be the parallel composition of $(\frac{q}{y_1'^2 - 1} + 1, y_1'^2)$ with the k -thickening of (\hat{x}, \hat{y}) . Thus, $y_1 = \hat{y}^k y_1'^2$. Note that $1 < \hat{y}(1 + |q|/2) \leq y_1 < 1 + |q|/2$ so $x_1 < -1$.

2.3 Implementing a : Case 1: $q > 5$

We start by noting that any a that satisfies

$$q + \varepsilon < f(a) \leq q + 2\varepsilon \tag{13}$$

also has $\frac{1}{2} \leq a \leq q$ so $A^- \leq |a| \leq A^+$ and $|a^2(a + 3)| > \eta$. So we just need to see how to implement a value of a that satisfies (13). Suppose that for some positive rational number a' , a' is too small to be a suitable value of a . In that case, we will argue that $a' + \varepsilon^2$ is not too large to be a suitable value (hence, there is a suitable value in an interval of width ε^2). Thus, we can finish by using the argument in Section 2.1 taking $\pi = \varepsilon^2$ and T to be the solution to the equation $f(T) = q + 2\varepsilon$ which we know satisfies $A^- \leq T \leq A^+$.

To see that $a' + \varepsilon^2$ is not too large, suppose $f(a') \leq q + \varepsilon$ so (since $q \geq 1$) we have $a' \leq q$. Then $f(a' + \varepsilon^2) - f(a') = (6a' + 3a'^2)\varepsilon^2 + (3 + 3a')\varepsilon^4 + \varepsilon^6$. Now using the definition of ε (and assuming that n and m are sufficiently large) we see that this is at most ε .

2.4 Implementing b : Case 1: $q > 5$

First note that $B^- \leq c - 1 \leq c - \delta$ and $c + \delta \leq c + 1 \leq B^+$ so it suffices to implement a value b with $-c - \delta \leq b \leq -c + \delta$. Once again, we use the argument in Section 2.1, choosing $T = c$ and $\pi = \delta$.

2.5 Implementing a : Case 2: $q < 0$

Start by noting that if y satisfies $f(-3 - y) \leq q + 2\varepsilon \leq q/2$ then $y \geq \eta$. Also, if y satisfies $f(-3 - y) \geq q + \varepsilon \geq q$ then $y \leq y^*$. Thus, if $a = -3 - y$ satisfies (13) then $A^- \leq |a| \leq A^+$ and $|a^2(a + 3)| > \eta$. So we just need to see how to find a value of a that satisfies (13). This is now essentially the same as Section 2.3.

2.6 Implementing b : Case 2: $q < 0$

By equation (13),

$$\frac{q + 2\varepsilon}{a} \leq a^2 + 3a \leq \frac{q + \varepsilon}{a},$$

so since $a \leq -3$,

$$-\left(\frac{4}{3}|q| + 1\right) \leq \frac{q + 2\varepsilon}{a} + q < \frac{q + 2\varepsilon}{a} + q \leq a^2 + 3a + q \leq \frac{q + \varepsilon}{a} + q \leq q \left(1 + \frac{1}{a}\right) \leq -\frac{2}{3}|q| < 0.$$

Thus, $-c - \delta \geq B^-$ and $-c + \delta \leq B^+$. So it suffices to implement a value b with $-c - \delta \leq b \leq -c + \delta$. For this, we just use the argument in Section 2.2, choosing $T = c$ and $\pi = \delta$.

□

Theorem 4. Suppose $(x, y) \in \mathbb{Q}^2$ satisfies $q = (x - 1)(y - 1) \notin [0, 5]$. Suppose also that it is possible to shift the point (x, y) to a point (x_1, y_1) with $y_1 \notin [-1, 1]$ and to a point (x_2, y_2) with $y_2 \in (-1, 1)$ and to a point (x_3, y_3) with $y_3 < 0$. Then there is no FPRAS for $\text{TUTTE}(x, y)$ unless $\text{RP} = \text{NP}$.

Proof. This follows easily from Lemma 3 and is similar to the proof of [4, Theorem 2]. For completeness, here is a proof.

Let $\alpha = y - 1$ and $\alpha_i = y_i - 1$. Let (Υ_i, e_i) be a graph that shifts (x, y) to (x_i, y_i) . Note that (Υ_i, e_i) shifts (q, α) to (q, α_i) .

Suppose (G, w) is an instance of $\text{MULTITUTTE}(q; \alpha_1, \alpha_2, \alpha_3)$ and note that α_1, α_2 and α_3 satisfy the conditions of Lemma 3. Suppose that G has m_i edges with weight α_i . Denote by \widehat{G} the graph derived from G by applying the above shifts - replacing each edge with weight α_i with a copy of Υ_i . Let \widehat{w} be the constant weight function which assigns weight α to every edge in \widehat{G} . Then by Equation 4,

$$Z(G; q, w) = \left(\frac{Z_{s|t}(\Upsilon_1)}{q^2}\right)^{m_1} \left(\frac{Z_{s|t}(\Upsilon_2)}{q^2}\right)^{m_2} \left(\frac{Z_{s|t}(\Upsilon_3)}{q^2}\right)^{m_3} Z(\widehat{G}; q, \widehat{w}),$$

so by Equation 2,

$$Z(G; q, w) = \left(\frac{Z_{s|t}(\Upsilon_1)}{q^2} \right)^{m_1} \left(\frac{Z_{s|t}(\Upsilon_2)}{q^2} \right)^{m_2} \left(\frac{Z_{s|t}(\Upsilon_3)}{q^2} \right)^{m_3} (y-1)^n (x-1)^\kappa T(\widehat{G}; x, y),$$

where n is the number of vertices in \widehat{G} , and κ is the number of connected components in \widehat{G} .

Thus an FPRAS for $\text{TUTTE}(x, y)$ would yield an FPRAS for $\text{MULTITUTTE}(q; \alpha_1, \alpha_2, \alpha_3)$, contrary to Lemma 3. \square

The following corollary identifies regions where approximating $\text{TUTTE}(x, y)$ is intractable. It is illustrated in Figure 2.

Corollary 5. *Suppose $\text{RP} \neq \text{NP}$. Then there is no FPRAS for $\text{PLANARTUTTE}(x, y)$ when (x, y) is a point in the following regions, where q denotes $(x-1)(y-1)$.*

1. $x < 0, y < 0$ and $q > 5$
2. $x > 1, y < -1$
3. $y > 1, x < -1$

Proof. We will show that for each point (x, y) in the following regions, we can shift to points (x_1, y_1) , (x_2, y_2) and (x_3, y_3) satisfying the conditions of Theorem 4.

For the remaining cases, we use the fact that, when G is a planar graph and G^* is any plane dual of G , $T(G; x, y) = T(G^*; y, x)$ [12, 3.3.7] (so the fact that there is no FPRAS at (x, y) implies that there is no FPRAS at (y, x) and vice-versa). The regions that we consider are as follows.

1. $x < -1, y < -1$ **and** $q > 5$: We can take (x_3, y_3) and (x_1, y_1) to be (x, y) since $y < -1$. We can realise (x_2, y_2) using a large, odd, k -stretch so $y_2 = q/(x^k - 1) + 1$ which is in the range $(-1, 1)$.
2. $-1 \leq x < 0, y \leq -3/2$ **and** $q > 5$: Note that the condition $y \leq -3/2$ is implied by the bounds on x and q . As above, we can take (x_3, y_3) and (x_1, y_1) to be (x, y) since $y < -1$. Next, let $T = -5/4$ and let $\pi = 1/8$. Use the method from the very end of Section 2.1 to shift to a point (x'', y'') with $T \leq y'' \leq T + \pi$. This method uses the points (x_1, y_1) and (x_3, y_3) . Now note that, since $q = (x'' - 1)(y'' - 1) > 5$, both $x'' < -1$ and $y'' < -1$ so we can use the previous case to shift to a suitable (x_2, y_2) .
3. $x > 1, y < -1$: Note that $q < 0$. In this case we can take both (x_1, y_1) and (x_3, y_3) to be the point (x, y) since that gives $y_1 = y_3 < -1$. We get to (x_2, y_2) by a j -stretch, for sufficiently large j . This gives

$$y_2 = \frac{q}{x^j - 1} + 1 \in (-1, 1).$$

\square

3 The lower branch of $q = 3$

The following is NP-hard [3].

Name: Planar 3-Colouring

Input: A planar graph G .

Question: Does G have a proper 3-colouring?

The following lemma gives hardness for approximating the Tutte polynomial on the lower branch of the $q = 3$ hyperbola. See Figure 2.

Lemma 6. *Suppose $\text{RP} \neq \text{NP}$. Then there is no FPRAS for $\text{TUTTE}(x, y)$ when (x, y) satisfies $(x - 1)(y - 1) = 3$ and $x, y < 1$.*

Proof. We will consider a point (x, y) with $-1 < y < 1$. The remaining cases follow by symmetry between x and y as in the proof of Corollary 5. Let $G = (V, E)$ be an input to Planar 3-Colouring with n vertices. For an even positive integer k , let G^k be the graph formed from G by k -thickening every edge and let E^k be its edge set. It is well-known (see, for example, [4, Section 5.1]) that

$$T(G^k; x, y) = (y - 1)^{-n} (x - 1)^{-\kappa(V, E^k)} \sum_{\sigma: V \rightarrow \{1, 2, 3\}} y^{\text{mono}(\sigma)},$$

where $\text{mono}(\sigma)$ is the number of edges in E^k that are monochromatic under the map σ . Note that $\text{mono}(\sigma)$ is an even number, since k is. Thus, $\sum_{\sigma: V \rightarrow \{1, 2, 3\}} y^{\text{mono}(\sigma)}$ is a positive number which is at least 1 if G has a proper 3 colouring and is at most $3^n y^k$ otherwise. Choosing

$$k = \left\lceil \frac{\log(4 \cdot 3^n)}{\log(1/y)} \right\rceil,$$

we have $3^n y^k \leq 1/4$, so a 2-approximation to $T(G^k; x, y)$ would enable us to determine whether or not G is 3-colourable. \square

References

- [1] G. D. Birkhoff and D. C. Lewis. Chromatic polynomials. *Trans. Amer. Math. Soc.*, 60:355–451, 1946.
- [2] M. R. Garey and D. S. Johnson. The rectilinear Steiner tree problem is NP-complete. *SIAM J. Appl. Math.*, 32(4):826–834, 1977.
- [3] M. R. Garey, David S. Johnson, and Larry J. Stockmeyer. Some simplified NP-complete graph problems. *Theor. Comput. Sci.*, 1(3):237–267, 1976.
- [4] Leslie Ann Goldberg and Mark Jerrum. Inapproximability of the Tutte polynomial. *Inform. and Comput.*, 206(7):908–929, 2008.

- [5] Bill Jackson and Alan D. Sokal. Zero-free regions for multivariate tutte polynomials (alias potts-model partition functions) of graphs and matroids, 2008.
- [6] F. Jaeger, D. L. Vertigan, and D. J. A. Welsh. On the computational complexity of the Jones and Tutte polynomials. *Math. Proc. Cambridge Philos. Soc.*, 108(1):35–53, 1990.
- [7] M. Jerrum. *Counting, sampling and integration: algorithms and complexity*. Birkhauser Boston, also see author’s website, 2003.
- [8] C. H. Papadimitriou. *Computation Complexity*. Addison-Welsey, 1994.
- [9] Alan Sokal. The multivariate Tutte polynomial. In *Surveys in Combinatorics*. Cambridge University Press, 2005.
- [10] W. T. Tutte. *Graph theory*, volume 21 of *Encyclopedia of Mathematics and its Applications*. Addison-Wesley Publishing Company Advanced Book Program, Reading, MA, 1984. With a foreword by C. St. J. A. Nash-Williams.
- [11] Dirk Vertigan. The computational complexity of Tutte invariants for planar graphs. *SIAM J. Comput.*, 35(3):690–712 (electronic), 2005.
- [12] D. J. A. Welsh. *Complexity: knots, colourings and counting*, volume 186 of *London Mathematical Society Lecture Note Series*. Cambridge University Press, Cambridge, 1993.
- [13] D. R. Woodall. The largest real zero of the chromatic polynomial. *Discrete Math.*, 172(1-3):141–153, 1997.

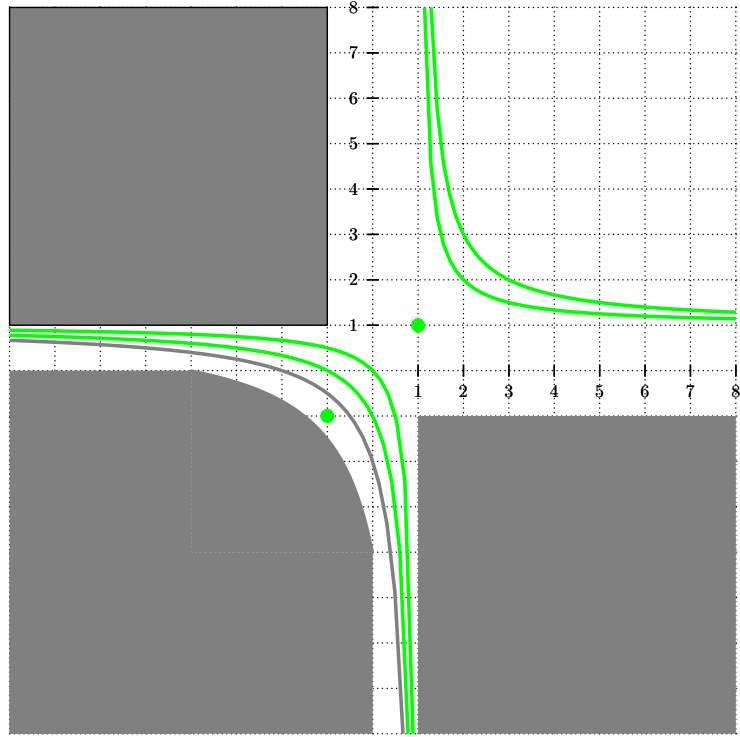


Figure 2: The complexity of the planar case. The shaded gray regions are shown to be intractable in Corollary 5. The lower branch of the $q = 3$ hyperbola (also depicted in gray) is shown to be intractable in lemma 6. As Vertigan has shown [11], it is easy to compute the polynomial exactly on the hyperbolas $q = 1$ and $q = 2$ and at the two special points $(1, 1)$ and $(-1, -1)$. (These are shown in green.)

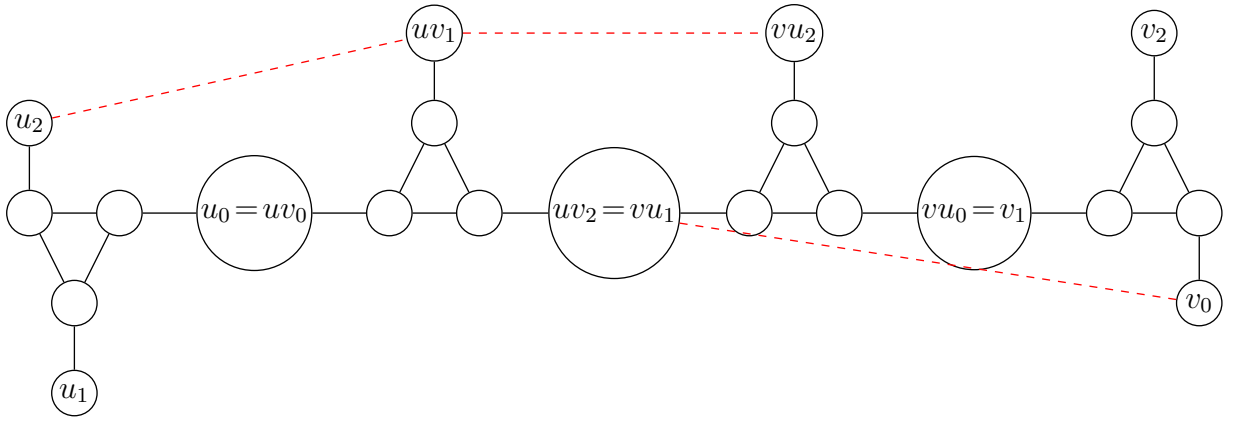


Figure 3: The portion of \widehat{G} corresponding to edge (u, v) of H . In the picture, we assume $i_{u,v} = 0$ and $i_{v,u} = 1$. Edges of E are depicted as solid black lines and edges of E' are depicted as dashed red lines.