

IDM & iDM or The Inert Doublet Model and Inelastic Dark Matter

Chiara Arina,¹ Fu-Sin Ling,¹ and Michel H.G. Tytgat¹

¹*Service de Physique Théorique, Université Libre de Bruxelles,
CP225, Bld du Triomphe, 1050 Brussels, Belgium*

The annual modulation observed by DAMA/NaI and DAMA/Libra may be interpreted in terms of elastic or inelastic scattering of dark matter particles. In this paper we confront these two scenarios within the framework of a very simple extension of the Standard Model, the Inert Doublet Model (IDM). In this model the dark matter candidate is a scalar, the lightest component of an extra Higgs doublet. We first revisit the case for the elastic scattering of a light scalar WIMP, $M_{DM} \sim 10$ GeV, a scenario which requires that a fraction of events in DAMA are channelled. Second we consider the possibility of inelastic Dark Matter (iDM). This option is technically natural in the IDM, in the sense that the mass splitting between the lightest and next-to-lightest neutral scalars may be protected by a Peccei-Quinn (PQ) symmetry. We show that candidates with a mass M_{DM} between ~ 535 GeV and ~ 50 TeV may reproduce the DAMA data and have a cosmic abundance in agreement with WMAP. This range may be extended to candidates as light as ~ 50 GeV if we exploit the possibility that the approximate PQ symmetry is effectively conserved and that a primordial asymmetry in the dark sector may survive until freeze-out.

I. INTRODUCTION

DAMA/Libra, and the former DAMA/NaI are dark matter direct detection experiments (DAMA in the sequel) which have observed 11 successive cycles of annual modulation in the rate of nuclear recoils, with a statistical significance of 8.2σ [1]. These measurements are consistent with the signal that would arise from collisions between nuclei and weakly interacting massive particles (WIMP) from a galactic halo, the flux of dark matter particles being modulated by the periodic motion of the Earth around the Sun [2, 3]. For a standard, Maxwellian, spherical, non-rotating halo, the collision rate is expected to peak around the 2nd of June, when the velocity of the Earth with respect to the halo of dark matter adds to the velocity of the Sun in the Galaxy.

A problem with DAMA is that a straightforward interpretation of the data in terms of WIMP collisions is in contradiction with the exclusion limits set by other direct detection experiments (see for instance [4] or [5] for recent reviews). Ways to reconcile the DAMA observations with the other experiments include models of mirror dark matter [6, 7], composite dark matter [8], MeV dark matter [9], hidden charged dark matter [10], dipolar dark matter [11], etc. In the present work, we focus on two alternative scenarios. Concretely, we consider the spin-independent (SI) elastic scattering of a light WIMP, with M_{DM} in the multi-GeV range [12, 13, 14, 15, 16, 17, 18, 19, 20, 21, 22, 23, 24, 25], and the so-called Inelastic Dark Matter (iDM) scenario [26, 27, 28, 29, 30, 31]. To a large extent, our conclusions concur with those obtained in these works, but our main intention is distinct, as we wish to confront a specific particle physics model, the so-called Inert Doublet Model (or IDM), to the recent DAMA data.

The IDM is a very simple extension of the Standard Model, first introduced in [32] but which has received some attention more recently, starting in [33, 34]. Despite its simplicity, the IDM has an interesting phenomenology, which may be related to the origin of neutrino masses [34] or to electroweak symmetry breaking [33, 35] and various aspects of dark matter have been discussed [24, 36, 37, 38, 39, 40]. Also, the IDM is one instance of a whole category of models for dark matter, to which models like Minimal Dark Matter [41] or Scalar Multiplet Models [42] belong.

The IDM contains two Higgs doublets and, to prevent FCNC, a discrete Z_2 symmetry is imposed, with the extra (or inert) Higgs taken to be odd under Z_2 . All the other fields, with the possible exception of right-handed neutrinos [34], are even. There are two extra neutral scalar states, noted H_0 and A_0 , which, if Z_2 is unbroken, may play the role of dark matter. Here the lightest state, hence the dark matter candidate, is taken to be H_0 . The mass splitting between these two states is controlled by a quartic coupling to the Higgs, here λ_5 , with

$$M_{H_0}^2 - M_{A_0}^2 = \lambda_5 v^2$$

where $v = 246$ GeV is the vacuum expectation value of the Higgs. In the limit $\lambda_5 \rightarrow 0$, the Z_2 symmetry is elevated to a global $U(1)_{PQ}$ Peccei-Quinn symmetry, a limit relevant for the inelastic dark matter scenario, which requires a small splitting, $M_{H_0} - M_{A_0} \sim 100$ keV. In this limit, scattering and annihilation is dominantly through the Z channel. Another interesting limit is that of a light H_0 and two heavier, nearly degenerate states, *ie* A_0 and the charged partner in the inert doublet. This limit, which is relevant for elastic scattering of a light WIMP scenario, is also protected by a global symmetry, which is $SU(2)$ in this case, analog of the custodial symmetry of the Standard Model. In this

scenario, scattering and annihilation is dominantly through the Higgs channel. The elastic and inelastic scenarios for DAMA correspond to specific limits in the parameter space of the IDM. The main purpose of this paper is to discuss the behavior of the model in these two specific regions, in connection with the present direct detection experiments.

The organization of the paper is as follows. The IDM is introduced in Section II. The physics of direct detection, including the seasonal modulation, and the relevant data are discussed in Section III. We discuss the elastic scenario in Section IV. The main result of this section is summarized in Figure 2, in which we compare the goodness of fit of a light WIMP candidate in IDM to the DAMA data, together with the exclusion limits set by the other experiments and with the WMAP relic abundance. At 3σ , only a small region of the parameter space is compatible with all observations. We then discuss the inelastic scenario in Section V. The main result of this section is summarized in Figure 7, in which we show that a whole range of candidates between $M_{DM} \sim 535$ GeV and $M_{DM} \sim 50$ TeV is compatible with all observations, including the WMAP abundance. In the same section, we argue that lower mass candidates, which in the standard freeze-out scenario have a too small relic abundance, may be consistent with all observations, provided there is a primordial PQ asymmetry in the dark sector. We give our conclusions in Section VI.

II. THE INERT DOUBLET MODEL

The Inert Doublet Model (IDM) is a simple extension of the Standard Model with dark matter, with two Higgs doublets and a Z_2 symmetry. The usual Brout-Englert-Higgs doublet (hereafter the Higgs doublet) is denoted by H_1 . The extra, or inert doublet, H_2 , is the only field of the model that is odd under the Z_2 symmetry. This ensures the stability of the lightest member of H_2 , which will be a DM candidate, and prevents from flavor changing neutral currents (FCNC) [32]. We will assume that Z_2 is not spontaneously broken and that H_2 does not develop a vacuum expectation value. We write $H_2 = (H^+ \ (H_0 + iA_0)/\sqrt{2})^T$, similarly to the ordinary Higgs doublet, and $H_1 = (h^+ \ (v_0 + h + iG_0)/\sqrt{2})^T$. The potential is written as

$$V(H_1, H_2) = \mu_1^2 |H_1|^2 + \mu_2^2 |H_2|^2 + \lambda_1 |H_1|^4 + \lambda_2 |H_2|^4 + \lambda_3 |H_1|^2 |H_2|^2 + \lambda_4 |H_1^\dagger H_2|^2 + \frac{\lambda_5}{2} [(H_1^\dagger H_2)^2 + h.c.] . \quad (1)$$

After electroweak symmetry breaking, $\langle H_1 \rangle = v = -\mu_1^2/\lambda_1 = 246$ GeV, the mass of the physical scalar fields are given by

$$\begin{aligned} M_h^2 &= 2\lambda_1 v^2 , \\ M_{H_0}^2 &= \mu_2^2 + \lambda_{H_0} v^2 , \\ M_{A_0}^2 &= \mu_2^2 + \lambda_{A_0} v^2 , \\ M_{H^\pm}^2 &= \mu_2^2 + \lambda_{H_c} v^2 , \end{aligned} \quad (2)$$

with $\lambda_{H_c} \equiv \lambda_3/2$ and $\lambda_{H_0, A_0} \equiv (\lambda_3 + \lambda_4 \pm \lambda_5)/2$. We will consider H_0 to be the DM candidate (i.e. $\lambda_5 < 0$) though the results would be exactly the same for A_0 changing the sign of λ_5 . Notice that most of the negative couplings parameter space is excluded by vacuum stability constraints. Indeed, to ensure that the scalar potential is bounded from below, we need [33]

$$\begin{aligned} \lambda_{1,2} &> 0 , \\ \lambda_{H_0} , \quad \lambda_{A_0} , \quad \lambda_{H_c} &> -\sqrt{\lambda_1 \lambda_2} . \end{aligned} \quad (3)$$

The IDM has already been extensively studied in the literature. It has been shown that a viable DM candidate with the correct relic abundance can be obtained in three regimes, low-mass ($m_{H_0} \ll m_W$) [24, 35], middle-mass ($m_{H_0} \lesssim m_W$) [33, 36] and high-mass ($m_{H_0} \gg m_W$) [36, 42]. Direct and indirect detection constraints were investigated in Refs. [24, 33, 36, 37, 38, 39, 40, 43] and confrontation to colliders data and related future prospects was done in [44, 45]. Here we will focus on the implications of DAMA for the IDM.

Two particular limits of the mass relations will be most relevant here. The most obvious one is the limit in which $\lambda_5 \rightarrow 0$, in which case the neutral particles are degenerate, $M_{H_0} = M_{A_0}$, and the theory is invariant under a larger, Peccei-Quinn symmetry, $U(1)_{PQ} \supset Z_2$. This limit will be relevant in Section V where we will discuss the inelastic scenario for DAMA. The existence of an enhanced symmetry will imply that the limit of nearly degenerate neutral scalars, albeit fine-tuned, is technically natural. From Eqs. (2), a small mass splitting $\delta = M_{A_0} - M_{H_0} \simeq 100$ keV as suggested by DAMA corresponds to a coupling

$$\lambda_5 = 3.3 \cdot 10^{-7} \left(\frac{m_{H_0}}{100 \text{ GeV}} \right) \left(\frac{\delta}{100 \text{ keV}} \right) . \quad (4)$$

It is worth noticing that the IDM is the only model among Scalar Multiplet Dark Matter models [42] where such a tiny mass splitting between the neutral components can be generated at the renormalizable level. This opens the interesting possibility that for higher scalar multiplets the splitting may be generated by higher order operators.

Another, perhaps less obvious limit is that with $M_{A_0} = M_{H^\pm}$, in which case three real states are degenerate and the theory is invariant under a global $SU(2)$ symmetry [35, 46]. This symmetry is analogous to the custodial symmetry in the Standard Model, in the sense that it prevents the appearance of large radiative corrections to the ρ , or equivalently T , parameter. This implies that, to some extent, it is possible to decouple the extra components of the inert doublet, $M_{H_0} \ll M_{A_0} \approx M_{H^\pm}$. In this limit, the dark matter phenomenology is similar to that of a singlet scalar field [24], a model for dark matter much discussed in the literature [47, 48, 49].

III. DIRECT DETECTION EXPERIMENTS

For the sake of reference, we give all the relevant steps necessary to compute the signal due SI scattering of dark matter on nuclei in direct detection experiments. A most useful reference is the review by Lewin and Smith [50]. See also Jungman, Griest and Kamionkowski [51].

A. EVENT RATE

We consider collisions between dark matter particles from the Galactic halo and the nuclei of a given low background detector. The relevant characteristics of the halo are the local density of dark matter, taken to have the fiducial value $\rho_{DM} = 0.3 \text{ GeV/cm}^3$ at the Sun's location, and the local distribution of velocities $f(\vec{v})$ with respect to the Earth.

At a given recoil energy E_R , the differential event rate of nuclear recoils can be factored as

$$\frac{dR}{dE_R} = \frac{\rho_{DM}}{M_{DM}} \frac{d\sigma}{dE_R} \eta(E_R, t) \quad (5)$$

where M_{DM} is the WIMP mass, $d\sigma/dE_R$ encodes all the particle and nuclear physics factors, and $\eta(E_R, t)$ is the mean inverse velocity of the incoming particles that can deposit a given recoil energy E_R . The time dependence of the velocity distribution is induced by the motion of the Earth around the Sun, which leads to a seasonal modulation of the event rate [2, 3].

The total recoil rate per unit detector mass in a given energy bin $[E_1, E_2]$ is obtained by integrating Eq. (5),

$$R(t) = \int_{E_1}^{E_2} dE \epsilon(E) \left(\frac{dR}{dE} \star G(E, \sigma(E)) \right) \quad , \quad (6)$$

where ϵ is the efficiency of the detector and the finite energy resolution of the experiment is taken into account by convoluting the differential rate with a gaussian distribution with spread $\sigma(E_R)$. For detectors made of several elements, the total rate is the average of the rates $R_i(t)$ for each component i , weighted by its mass fraction f_i

$$R(t) = \sum_i f_i R_i(t) \quad (7)$$

Finally the expected number of observed events per unit time is the product of the total rate times the detector mass M_{det} . We will discuss further effects, like quenching factors and channelling effects in the next subsections, together with the other characteristics of a specific experiment.

The particle physics is enclosed in the term $d\sigma/dE_R$, which is generally parameterized as

$$\frac{d\sigma}{dE_R} = \frac{M_N \sigma_n^0}{2\mu_n^2} \frac{\left(f_p^2 Z + (A - Z) f_n^2 \right)^2}{f_n^2} F^2(E_R) \quad , \quad (8)$$

where M_N is the nucleus mass, μ_n is the reduced WIMP/neutron mass, σ_n^0 is the zero momentum WIMP-neutron effective cross-section, Z and A are respectively the number of protons and the atomic number of the element, and f_p (f_n) are the WIMP effective coherent coupling to the proton (resp. neutron). The nuclei form factor $F^2(E_R)$ characterizes the loss of coherence for non zero momentum transfer. We use the simple parameterization given by Helm [50, 52], defined as

$$F(E_R) = 3e^{-q^2 s^2/2} \frac{\sin(qr) - qr \cos(qr)}{(qr)^3} \quad (9)$$

with $q = \sqrt{2M_N E_R}$, $s = 0.9$ fm and r the effective nuclear radius. This form factor is optimal for scattering on Iodine [50]. For simplicity we use the same form factor for all targets (more accurate form factor are off by at most $\mathcal{O}(20\%)$, for some targets and at large recoil energies [53]).

Finally, the velocity distribution appears in the quantity

$$\eta(E_R, t) = \int_{v_{min}} d^3\vec{v} \frac{f(\vec{v}(t))}{v} \quad , \quad (10)$$

where \vec{v} the WIMP velocity wrt the Earth and v_{min} is the minimum velocity needed to provoke a recoil inside the detector. The threshold velocity is given by

$$v_{min} = \sqrt{\frac{1}{2M_N E_R}} \left(\frac{M_N E_R}{\mu} + \delta \right) \quad , \quad (11)$$

with μ the nucleus-WIMP reduced mass. This formula encompasses both elastic ($\delta = 0$) and inelastic ($\delta \neq 0$) scatterings. Here δ is the mass splitting between the two DM particles involved in the scattering (which are different in the case of inelastic scatterings).

When the velocity distribution in the galactic frame $f_{gal}(v)$ is isotropic, η is given by

$$\eta = \frac{2\pi}{v_{\oplus}} \int_{v_-}^{v_+} (F(v_{esc}) - F(|v|)) dv \quad , \quad (12)$$

with $v_{\pm} = \min\{v_{esc}, v_{min} \pm v_{\oplus}\}$, v_{esc} is the galactic escape velocity, $\vec{v}_{\oplus}(t) = \vec{v}_{\odot} + \vec{v}_{EO}(t)$ is the Earth's velocity in the galactic frame, with $\vec{v}_{\odot} = (0, 220, 0) + (10, 5, 7)$ km/s is the velocity of the Sun wrt to the halo [54], $v_{EO} = 29.8$ km/s is the Earth mean orbital velocity, and $F(v) = \int v f_{gal}(v) dv$. In deriving this formula, we have used the realistic assumption $v_{esc} > v_{\oplus}$ at any time t . For a standard Maxwellian distribution,

$$f_{gal}(\vec{v}) = \frac{1}{N(v_{esc})\pi^{3/2}v_0^3} e^{-v^2/v_0^2} \quad \text{for } v < v_{esc} \quad , \quad (13)$$

where $N(v_{esc})$ is a normalization factor, Eq. (12) reads

$$\eta = \frac{1}{2N(v_{esc})v_{\oplus}} \left\{ \text{Erf}\left(\frac{v_+}{v_0}\right) - \text{Erf}\left(\frac{|v_-|}{v_0}\right) - \frac{2(v_+ - v_-)}{\sqrt{\pi} v_0} e^{-v_{esc}^2/v_0^2} \right\} \quad , \quad (14)$$

which agrees with the result of Ref. [21]. It might seem curious that Eq. (12) is expressed as a definite integral between v_- and v_+ while particles with any velocity above v_{min} should contribute to η . However, the function $F(v)$ is itself an integral on the velocity distribution. Also the dependence in v_{esc} is explicit.

In this paper, all the fits and χ^2 analyses have been performed with a standard Maxwellian halo velocity distribution with a *rms* speed $v_0 = 220$ km/s, and an escape velocity $v_{esc} = 600$ km/s or $v_{esc} = 650$ km/s, somewhat on the upper part of the expected range, $498 \text{ km/s} < v_{esc} < 608 \text{ km/s}$ [55]. Modifications of the velocity distributions and their impact on the fits, have been discussed in various works, see for instance Ref. [20, 22, 29].

B. DAMA

The former DAMA/NaI [56] and present DAMA/LIBRA [1] experiments are made of NaI(Tl) crystals. They are designed to detect the dark matter recoil off nuclei through the model independent annual modulation signature due to the motion of the Earth around the Sun. The experimental results obtained by DAMA/LIBRA, with an exposure of $0.53 \text{ ton}\times\text{yr}$ collected over 4 annual cycles, combined with the ones of DAMA/NaI, for an exposure of $0.29 \text{ ton}\times\text{yr}$ collected over 7 annual cycles, corresponding to a total exposure of $0.82 \text{ ton}\times\text{yr}$, show a modulated signal with a confidence level of 8.2σ [1].

The contribution of the signal to the counting rate in each bin can be approximated as

$$\frac{dR}{dE_R} \simeq S_0(E_R) + S_m(E_R) \cos \omega(t - t_0) \quad (15)$$

where S_0 is the average signal, S_m is the modulation amplitude, $\omega = 2\pi/T$ with $T = 1$ year, and t_0 is the phase corresponding to $t_0 = 152.5$ day (June 2), the time of year at which $v_{obs}(t)$ is at its maximum. The amplitude of the modulated signal is therefore given by:

$$S_m(E_R) = \frac{dR}{dE_R} \Big|_{mod} \simeq \frac{1}{2} \left\{ \frac{dR}{dE_R}(\text{June } 2) - \frac{dR}{dE_R}(\text{December } 2) \right\}. \quad (16)$$

DAMA gives the modulated average amplitude over bin intervals, with

$$S_m = \frac{1}{E_2 - E_1} \int_{E_1}^{E_2} dE S_m(E). \quad (17)$$

The energy resolution of the detector given by the collaboration [1] is

$$\frac{\sigma(E)}{E} = \frac{0.45}{\sqrt{E}} + 0.0091 \quad (18)$$

and the efficiency is $\epsilon = 1$ [1, 21].

The DAMA spectrum is given in keVee (electron equivalent eV). The observed energy released in scintillation light is related to the nuclei recoil energy through a so-called quenching factor q , $E_{\text{scint.}} = q \cdot E_{\text{recoil}}$. This expresses the fact that a recoiling nuclei may loose energy by collisions with other nuclei, hence in the form of heat, or through collisions with electrons, which create scintillation light. The reference values for Iodine and Sodium are respectively $q_I = 0.09$ and $q_{Na} = 0.3$. However it has been pointed that so-called channelled events may play a role [17, 57]. This refers to events in which a recoiled nucleus moves along the axis of the NaI crystal, losing most of its energy by collisions with electrons, in which case the quenching factor may be larger, up to $q \approx 1$. Once channelling is taken into account, collisions of light WIMPs with Iodine become relevant, while recoils on sodium is negligible in all scenarios [17, 18, 19, 20, 21, 58]. We use the fraction f of channelled events given in [20],

$$f_{\text{Na}}(E_R) = \frac{e^{-E_R/18}}{1 + 0.75E_R}, \quad f_I = \frac{e^{-E_R/40}}{1 + 0.65E_R} \quad (19)$$

where the recoil energy E_R is in keV. We have verified that the other parameterizations that we have found in the literature, [18, 21, 28], give identical results.

We compare the prediction of the IDM to the observed energy spectrum of Eq. (16), using all the data provided by DAMA, which are given Figure 9 of [1], in 36 bins of width 0.5 keVee, from 2.0 to 20.0 keVee [1]. For the explicit numerical values, we refer to the Table III of [21].

We use a basic statistical analysis. First we keep all the 36 bins, even though most of the signal is supposed to be concentrated around the first twelve bins to eighteen bins. This leads to some dilution of the statistical significance of the signal, which in turns means that we are more optimistic about which parameters of our model may actually fit the data. However our results are essentially consistent with those of [19, 20, 21, 28, 29].

We use a Goodness-of-Fit (GOF) method with a χ^2 metric to determine the allowed regions at 90%, 99% and 99.9% of CL, with

$$\chi^2 = \sum_{i=1}^n \frac{(S_i - S_i^{\text{obs}})^2}{\sigma_i^2} \quad (20)$$

where S_i are the theoretical predictions and S_i^{obs} the reported signals in each bin and σ_i are the experimental uncertainties in the measurements. For 36 bins and a scan over two parameters the 90% (99% and 99.9%) CL corresponds to $\chi^2 < 45$ (resp. $\chi^2 < 56$ and $\chi^2 < 65$).

We have made numerous comparisons with the other existing analysis, and have found good agreement [19, 20, 21, 28, 29]. As a further check, we have also repeated the above procedure considering only a two bins version of the data (*i.e.* the actual numbers published by DAMA) for 2-6 keVee and 6-14 keVee bins, as in Ref. [18, 20, 21]. As is well-known, the allowed parameter regions are much larger but in the present work, so as to avoid the cluttering of the figures, we only show our results using the complete spectral data.

As emphasized in Refs. [18, 20, 21], the total unmodulated rate provides a further constraint on the DM parameters, since the two signals are not independent, so we have compared the total experimental rate from [1] with the unmodulated spectrum in each bin, and required that the predicted total number of events do not exceed the measured signal.

C. EXCLUSION LIMITS

So far all the other direct detection experiments searching for dark matter are compatible with null results. In this section we briefly describe the experiments that lead to the most constraining limits on both the elastic, Sec. (IV), and the inelastic scenarios, Sec. (V).

Light nuclei, like Aluminium and Silicon, are more sensitive to light WIMPs scattering $M_{DM} \sim \text{multi-GeV}$, and provide the strongest upper bounds on the allowed parameter space favoured by DAMA. In the inelastic scenario, which involves heavier candidates, experiments made of heavy nuclei, like Iodine, Xenon and Tungsten are the most constraining ones. Germanium made detectors fall inbetween.

In computing the rate of Eq. (6) for each experiments, we uniformly assume that the small number of events seen, if any, are signals from dark matter and we use the Poisson statistics to find the parameter space excluded at a given confidence level (CL). Integrating over the exposure time, the upper bounds are obtained by requiring that the total number of events N_{tot} is compatible with the number of observed events at 99% of CL, as in [30], which means that we are optimistic about the occurrence of signals for dark matter. We have checked that our simple procedure reproduces fairly well the published 90% CL upper bounds in the plane $M_{DM} - \sigma_0$ plane. In the following we describe the main features of the considered experiments, and specify when we use a different approach to obtain the exclusion limits.

CDMS: The Cryogenic CDMS experiment at Soudan Underground Laboratory operates Ge and Si made solid-state detectors. For a heavy WIMP, the Ge data are more constraining: we have considered the ensemble of the three released runs, with respectively an exposure of 19.4 kg-day [59], 34 kg-day [60] after cuts and a total exposure of 397.8 kg-days before cuts from [61]. The searches on Si, released in [60], are more sensitive to light DM candidates, with a total exposure of 65.8 kg-day before cuts. The sensitivity to nuclear recoils is in the energy range between 10-100 keV while the efficiencies and the energy resolution of the detectors are given in [13]. Our conservative exclusion limits are obtained by requiring a total number of events N_{tot} less than 8.4, compatible with zero observed events at 99% confidence level.

XENON10: Xenon10 is a dual-phase Xenon chamber operating at LNGS. The collaboration has published the data analyses in Refs. [62, 63]. The total exposure is 316.4 kg-days and 10 candidate events have been seen in the recoil energy range between 4.5-26.9 keV. In this case we proceed with a different analysis, as in Ref. [20], using the 7 bins provided by the collaboration and a χ^2 for Poisson distributed data. The constraints are given by imposing the GOF be compatible with zero observed events at 99% CL. This experiment is sensitive to inelastic dark matter in a similar way as the DAMA experiment, due to the close proximity of the target nucleus masses.

ZEPLIN-III: The ZEPLIN-III experiments [64] in the Palmer Underground Laboratory at Boulby is a two-phase Xenon chamber, so is more sensitive to heavy DM particles. The 2008 run has a total exposure of 126.7 kg-day and has seen 7 events in the measured energy range (E_q) between 2-16 keVee. The quenching factor for the Xenon is parameterized as in [29]. It is energy dependent for recoil energies up to 10 keVee, $q_{Xe} = (0.142E_q + 0.005) \exp[-0.305E_q^{0.564}]$ and then becomes constant with a value of $q_{Xe} = 0.48$. The recoil energy E_R is obtained by rescaling $E_R = E_q/q_{Xe}$. The exclusion at 99% CL is obtained by imposing $N_{tot} < 16$.¹

CRESST: For the CRESST experiments at LNGS, we have derived the exclusion limits in both the light and the heavy WIMPs scenarios. For a light dark matter we have used the first data release (hereafter CRESST-I) for the prototype Al_2O_3 detector module runs [67], with a total exposure of 1.51 kg-days covering the energy range between 0.6 - 20 keV, with eleven observed events and a energy resolution given by $\sigma(E) = \sqrt{(0.519 \text{ keV})^2 + (0.0408 E)^2}$. The eleven events after cuts produced an upper bound on the total number of events of 23 at 99% CL. The collaboration has changed significantly the detectors for the second commissioned run of 2007 [68, 69] (CRESST-II) using CaWO_4 as single crystals. The presence of the heavy nucleus of Tungsten enhances the sensitivity to spin-independent inelastic particle scattering. The energy range of the CRESST-II Zora and Verena detectors is 12-100 keV, with a total exposure of 47.9 kg - day before cuts and an acceptance of 0.9 on Tungsten recoil. The collaboration measured seven events, that provide a limit on the total rate in the modules at 99% CL compatible with $N_{tot} < 16$.

Two other experiments are potentially relevant, CoGeNT and TEXONO. The CoGeNT experiment [70] is based on Ge sub-keV threshold crystal detectors. The binned data arise from the first prototype of 0.475 kg Ge with a 8.4 kg-days exposure, in the measured energy range between 0.388-0.983 keVee, with a quenching factor $q_{Ge} = 0.2$. The TEXONO experiment [71, 72] runs at the Kuo-Sheng(KS) Laboratory and is again a Ge crystal with low threshold, 0.2 keVee. The experiment is sensitive in the energy range between 0.2 -0.8 keVee, with the same quenching factor as CoGeNT; the detector has a total exposure of 0.338 kg-days with an efficiency of 50%. The limits set by these two

¹ The former ZEPLIN-II experiment is similar to ZEPLIN-III. ZEPLIN-II had a total exposure of 225 kg-day and 29 events were observed. In the analysis of [28, 29, 30] these events are accounted as being possible signals of dark matter. The recent work of Ref. [65] however claims that all the events are consistent with being background, which obviously makes the constraint from ZEPLIN-II more stringent. In analogy with the Feldamnn and Cousins statistics [66] they used, here we have considered a Poisson statistics compatible with at most 10 events which gives exclusion limits similar from those derived in [65]. However we do not reach the same conclusions regarding the constraints on inelastic dark matter, see Section V.

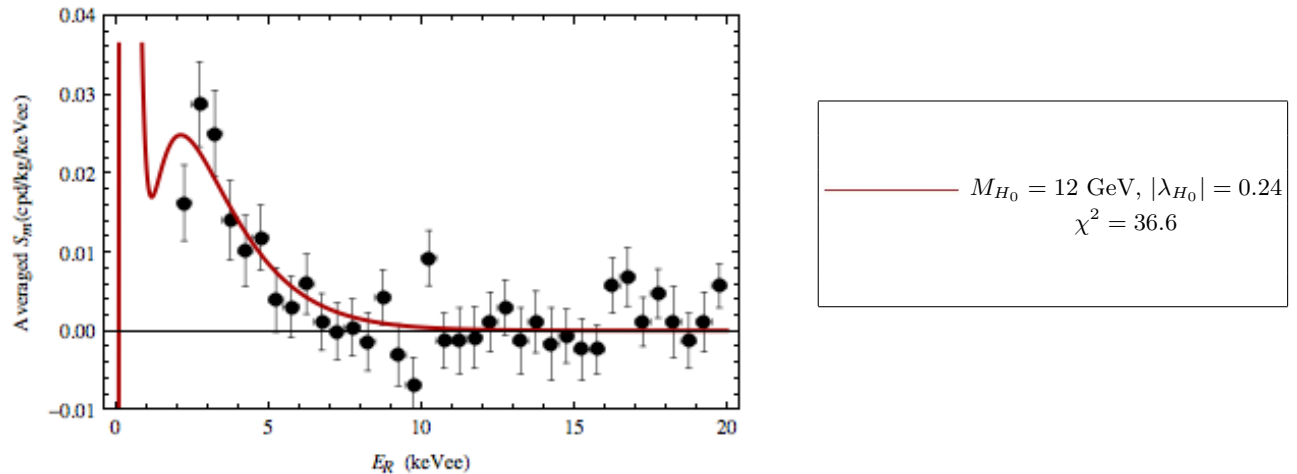


Figure 1: Elastic scenario

The averaged modulated amplitude S_m for the best fit point (see Fig 2). The relevant parameters are given in the table on the right. The χ^2_{min} is evaluated for 34 d.o.f.

experiments are only relevant for a two bins analysis of the DAMA data [18, 19, 20, 21], but to avoid the cluttering of the figures, we do not show them in this paper.

IV. ELASTIC SCATTERING OF A LIGHT WIMP

The light WIMP scenario refers to a dark matter particle with a mass in the multi-GeV range. This is lighter than a typical WIMP candidate, like a standard neutralino, which would have a mass in the multi-10 GeV range. The possibility of explaining the DAMA results with a light WIMP has been first considered in [12, 13] and, for neutralino candidates, in [14, 15, 16]. These early proposals, which made use of the lower threshold for scattering of light dark matter particles on sodium rather than, say, on Germanium, have been excluded by more recent experimental results. However, the possible effect of channelling in the NaI crystals of DAMA [57, 73], which effectively lowers the threshold for detection of nuclear recoils and reinforces the impact of collisions on Iodine, has reopened the possibility of explaining the data with a light WIMP [17]. The impact of channelling has been further studied in many recent works [18, 19, 20, 21, 22, 58]. A general conclusion of these works is that a light WIMP candidate may give a honest fit to the DAMA data, but is only marginally consistent with current exclusion limits, with only a small region in the mass vs (SI) cross section parameter space remaining at the 3σ level. A further issue of a light WIMP scenario is that the total rate of nuclear recoils tend to be large and raising at low recoil energies, features that are absent in the data and which furthermore imply that background in DAMA is unexpectedly small [20, 21]. Despite these caveats, there is much appeal to a light WIMP candidate. For instance, it is intriguing that a dark matter candidate with a mass of a few GeV would have an abundance similar to that of ordinary matter [74, 75, 76, 77, 78, 79, 80]. Also, there is potentially a whole zoo of light WIMP candidates [25] which are yet not constrained but which are within reach of existing or forthcoming experiments.

The elastic scenario has already been addressed in Ref. [24], following an analysis based on a two bins version of the recent DAMA data of Ref. [18]. In Ref. [24] it was shown that the elastic scattering of a light scalar particles interacting dominantly through the Higgs channel, may be simultaneously compatible with both the DAMA data and with the WMAP cosmic abundance ². This limit of the IDM is also the simplest instance of a Higgs portal [81]) and so has a larger scope. A singlet scalar as a candidate for dark matter has been discussed in various works [47, 48, 49].

The model independent analysis of Ref. [18], which was based on DAMA data grouped in two bins, 2 – 6 keVee

² This is also specific to a scalar dark matter candidate [24]. For instance, it is well-known that annihilation of a fermionic singlet through the Higgs is a P-wave suppressed process. The coupling required to explain the relic abundance is then way too large to be compatible with direct searches [24]. More complicated fermionic models are however viable [82].

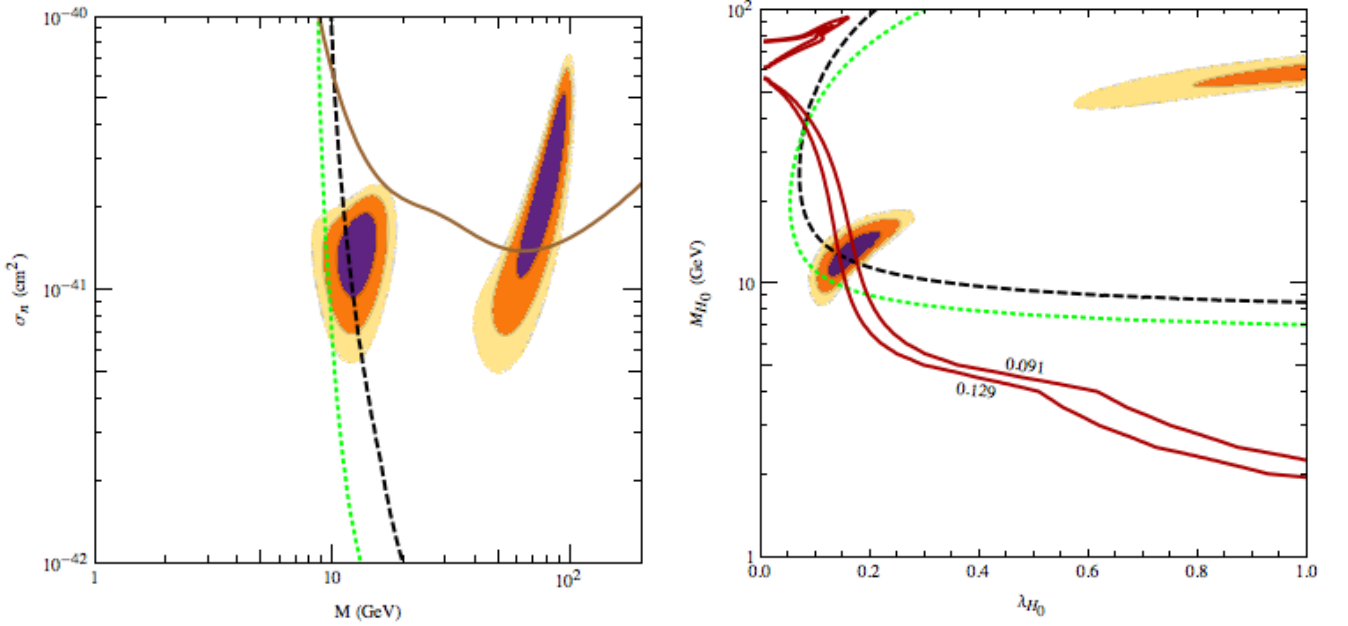


Figure 2: Elastic scenario

Left panel (model independent): Allowed regions in the plane $\sigma_n - M$ consistent with the DAMA annual modulation signal at 90%, 99% and 99.9% CL.

Right panel (predictions of IDM): Allowed regions in the plane $|\lambda_{H_0}| - M_{H_0}$ consistent with the DAMA annual modulation signal at 90%, 99% and 99.9% CL. The red (solid) lines delimit the WMAP 5 years bounds at 3σ CL [83].

The solid (brown) curve shows the total unmodulated rate for DAMA. The mean velocity is $v_0 = 220\text{km/s}$ and the escape velocity is fixed to $v_{esc} = 650\text{km/s}$. The dashed (black) curve is the exclusions contour at 99% CL for CDMS-Ge, while the dotted (green) curve is the exclusion limit at 99% for XENON10.

and $6 - 14$ keVee gave a SI cross section in the range

$$3 \times 10^{-41} \text{ cm}^2 \lesssim \sigma_n^{SI} \lesssim 5 \times 10^{-39} \text{ cm}^2 \quad (21)$$

and a dark matter mass in the range

$$3 \text{ GeV} \lesssim M_{DM} \lesssim 8 \text{ GeV}, \quad (22)$$

where the upper bound on the mass is set by the exclusion limit from XENON. Subsequently, various groups have emphasized the relevance of using the full set of spectral data provided by DAMA [19, 20, 21, 22]. These spectral data are shown in Figure 1, together with the theoretical spectrum for the elastic scattering of a 12 GeV candidate. In the IDM, this would correspond to a light scalar with coupling $|\lambda_{H_0}| = 0.24$ to the Higgs, and $M_h = 120$ GeV. The raise at small recoil energies is typical of elastic scattering of a light WIMP.

When the full spectral information of DAMA is used, the allowed region of parameters is much reduced compared to the ranges of Eqs. (21) and (22). Our main results regarding a light WIMP in the IDM are summarized in Figure 2. The panel on the left is model independent, the only hypothesis being that the coupling to nuclei may be approximated with $f_n = f_p$. It shows the region allowed by DAMA, up to 99.9% CL, together with the exclusion limits from XENON-10 and CDMS-Ge, which are the only two experiments relevant in these ranges. Our results are consistent with those of Refs. [19, 20, 21, 22]. A small region of masses and cross sections is compatible with all experiments, albeit only at the 3σ level. The panel on the right gives the allowed parameter space for the IDM, or equivalently for a light scalar singlet. The mass of the Higgs has been fixed to $M_h = 120$ GeV, but all the predictions only depend on the ratio $\lambda_{H_0}^2/M_h^4$ and may thus be trivially rescaled [24]. Also shown in the figure on the right is the predictions for the abundance from thermal freeze-out, compared with the WMAP data, $0.091 \leq \Omega_{DM} h^2 \leq 0.129$ at 3σ [19]. We should perhaps emphasize the fact that no further adjustment of parameters is done in order to fix the relic abundance.

The overlap between the region allowed by DAMA and the WMAP abundance is amusing, but should perhaps not be taken too seriously, independently of the fact that this region is actually excluded by the other experiments. One may envision at least three ways in which the regions of parameters may be modified. First the local abundance is

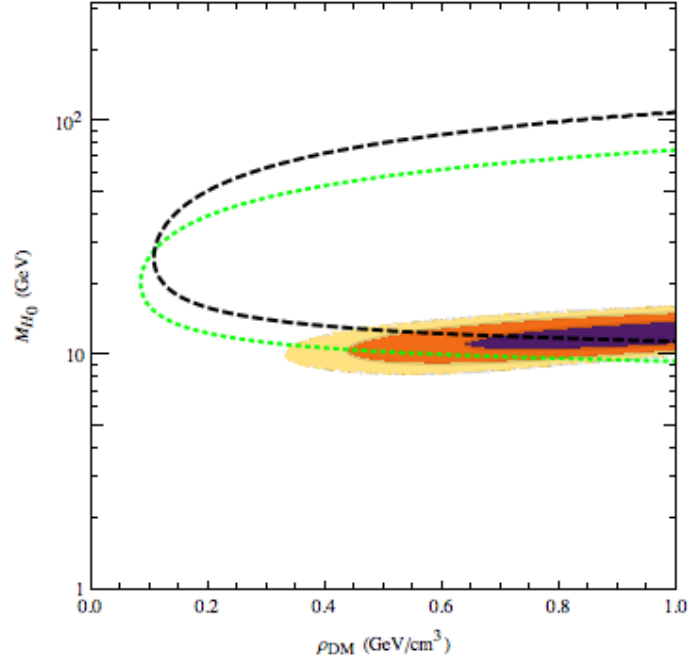


Figure 3: Elastic scenario (IDM)

Allowed regions in the plane $\rho_{DM} - M_{H_0}$ consistent with the DAMA annual modulation signal at 90%, 99% and 99.9% CL for a fixed coupling $|\lambda_{H_0}| = 0.12$. The mean velocity is $v_0 = 220\text{km/s}$ and the escape velocity is fixed to $v_{esc} = 650\text{km/s}$. The bounds are the same as in Fig. 2

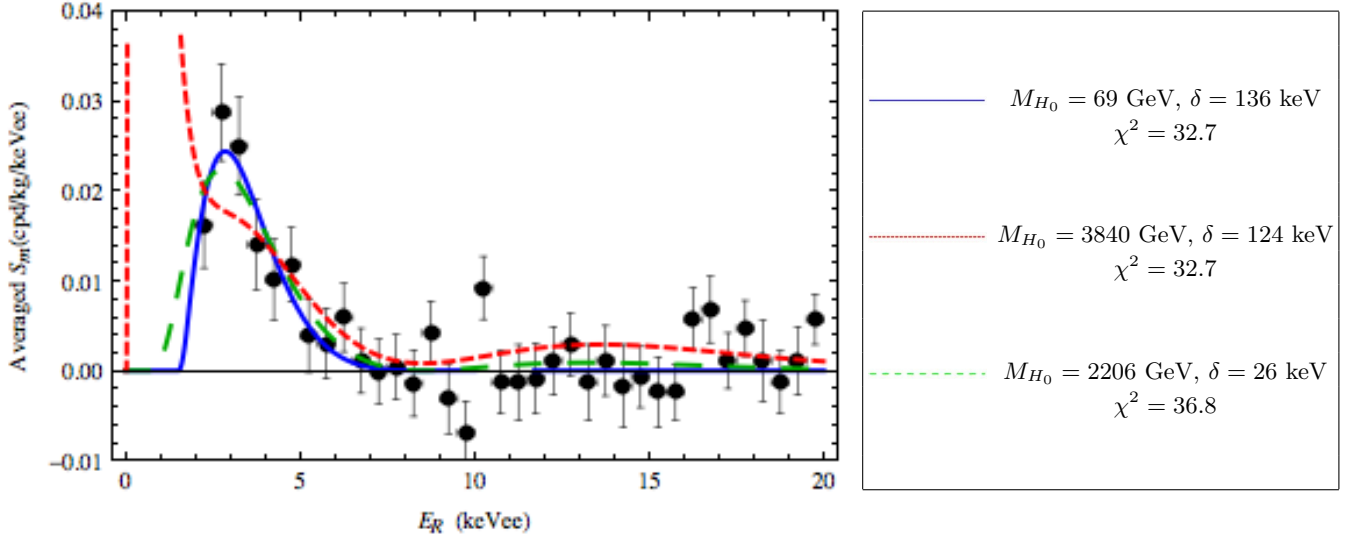


Figure 4: Inelastic scenario (IDM)

On the left, the averaged modulated amplitude S_m for the best fits points (see Fig. 5). Right: Table with the global and local minima of the chi-square distribution for the best fit points. The χ^2_{min} is evaluated for 34 d.o.f.

fixed here to the fiducial value $\rho = 0.3 \text{ GeV/cm}^3$. Decreasing the local abundance will move the DAMA region and the excluded region to larger quartic couplings, without affecting the cosmic abundance. See also Figure 6, where we show this variation for a fixed quartic coupling. Second, one should take into account the fact that the coupling of the Higgs to a nucleon N , or g_{hNN} , is not well-known. This is parameterized by a form factor f using the trace anomaly, $f m_N \equiv \langle N | \sum_q m_q \bar{q}q | N \rangle = g_{hNN} v$. The reference value for $f = 0.3$ [84, 85, 86, 87], but it may vary within a quite large range $0.15 \leq f \leq 0.6$ [24]. Changing the parameter f will move around the DAMA and excluded region, without affecting the relic abundance. Finally, one may modify the relic abundance by changing the cosmology.

V. HEAVIER WIMPS AND INELASTIC SCATTERING

In the inelastic Dark Matter scenario, or iDM for short, an incoming dark matter particle DM_1 from the halo is supposed to scatter with a nucleus into a slightly heavier state DM_2 , with a mass splitting $\delta = M_{DM_2} - M_{DM_1} \sim 100$ keV. In this scenario, which has been first proposed in Ref. [26] and confronted to the recent data in Refs. [27, 28, 29, 30, 31], a much broader range of dark matter candidates may both fit DAMA and be consistent with the other experiments. To the naked eye the fit to the modulated spectrum is better than in the elastic case, see Figure 4, although the GOF to data is comparable. On one hand, the iDM scenario opens the exciting possibility that there might be in the dark sector more than just one plain particle. On the other hand, from the point of view of particle physics, the naturalness of the small mass splitting needs to be addressed [30].

To illustrate the relevance of the inelastic scenario, we show in Figure 5 four snapshots of the $m - \sigma$ plane for different mass splittings, using Eq.(8) with $f_p = f_n$ with increasing splittings. These panels show that, as the mass splitting is increased the two regions of Figure 2 (which correspond to zero mass splitting) merge and move toward higher dark matter masses and larger cross sections, and more solutions open.

The possibility of dark matter from a weak $SU(2)$ doublet has already been considered in the literature [27, 28, 30]. Here we focus on the prediction of the IDM, which is the only model among Scalar Multiplet Models where a mass splitting of the order of 100 keV, small enough to be relevant for inelastic scattering, can appear at the renormalizable level. Notice that when $\delta = M_{A_0} - M_{H_0} \ll M_{H_0}$, the only accelerator constraint on IDM comes from the Z boson decay width. In particular, this limit is not excluded by LEP II measurements [45]. In the IDM, an accidental $U(1)_{PQ}$ symmetry arises in the limit of vanishing λ_5 , so that the mass splitting δ is protected against radiative corrections. In this sense, the option of having a small quartic coupling λ_5 is technically natural.

For the sake of comparison with other works, in particular Ref. [29, 30] with which we agree, we show in Figure 6 the allowed regions in the $\delta - \sigma_n^Z$ plane, where σ_n^Z is the WIMP cross section with a neutron for $SU(2)$ -type couplings ($f_p = 4 \sin^2 \theta_W - 1$, and $f_n = 1$) but for an arbitrary scale (the horizontal line at $\sigma_n^Z \approx 7 \cdot 10^{-39}$ is the SM Z-boson exchange)³.

In Figure 7, we show the predictions of the IDM. In the left panel, we show that there exists a whole range of candidates, between $M_{DM} \sim 535$ GeV and $M_{DM} \sim 10$ TeV, compatible with DAMA and all the other experiments, and which have a relic abundance consistent with WMAP. Notice that the cross section in the inelastic dark matter scenario is fixed, as the scattering occurs dominantly through a Z boson. Therefore the relevant parameter space is $M_{DM} - \delta$. Heavy candidates with a mass above 535 GeV have been shown to be compatible with WMAP in Ref. [42], irrespective of the precise value of the small splitting δ . The agreement can be achieved by tuning the values of μ_2 and M_{H_c} , which control the amount of coannihilation. For candidates with a mass lower than 535 GeV, direct annihilation channels into Z or W bosons, when opened, reduce the relic abundance below the WMAP value. For candidates lighter than the W threshold, but above the lower bound set by the LEP measurement on the decay width of the Z , the coannihilation cross section through the Z boson in the s -channel is large due to the proximity of the Z pole. Even at $M_{DM} = 80$ GeV, the total coannihilation cross section is about 25 pb, much larger than 1 pb, the typical value needed for WMAP. Therefore, middle mass range candidates with inelastic interactions that are consistent with DAMA have a small relic abundance.

With respect to this problem, we put forward two options. One possibility is that the neutral scalar is a subdominant component of dark matter and we show how the fit changes as the local density of the neutral scalar is changed⁴ in Figure 7. Alternatively one may envision the possibility that there is a charge asymmetry in the dark sector. Concretely, we may use the approximate PQ symmetry, which becomes exact in the limit $\lambda_5 \rightarrow 0$. We would like to argue here that, for small enough λ_5 , an initial PQ charge asymmetry produced in the early universe may survive until after freeze-out. Indeed, in the limit $\lambda_5 \rightarrow 0$, the complex, neutral scalar field $H_n \equiv (H_0 + iA_0)/\sqrt{2}$, has a PQ charge +1 which is conserved by gauge interactions and the scalar interactions given by the potential Eq. (1). For small λ_5 , this charge is only broken by processes proportional to λ_5^2 , in the annihilation channels $H_n H_n \rightarrow hh$ or $H_n H_n \rightarrow (h) \rightarrow f\bar{f}$, and the corresponding scattering processes $H_n X \rightarrow H_n^* X$. In full generality, the resolution of the Boltzmann equation that governs the evolution of the comoving charge density $\Delta = (n_{H_n} - n_{H_n^*})/s(T)$, where $s(T)$ is the entropy density at temperature T , are likely to be intricate. Details about the electroweak phase transition, like the temperature dependence of the Higgs mass or the fate of the Goldstone bosons, can affect the result. Also, the

³ Unlike Ref. [65], we find that ZEPLIN-II is not much more constraining than other experiments, like ZEPLIN-III, in the region of the inelastic scenario. This is due to the fact that the DAMA region we have found, which is consistent with results in Refs. [29, 30], differs from that of Ref. [65].

⁴ The local density can also vary due to the clumpy nature of DM in galactic halos. The value of 0.3 GeV par cubic cm usually quoted only reflects an average density of the smooth component at the location of the Earth.

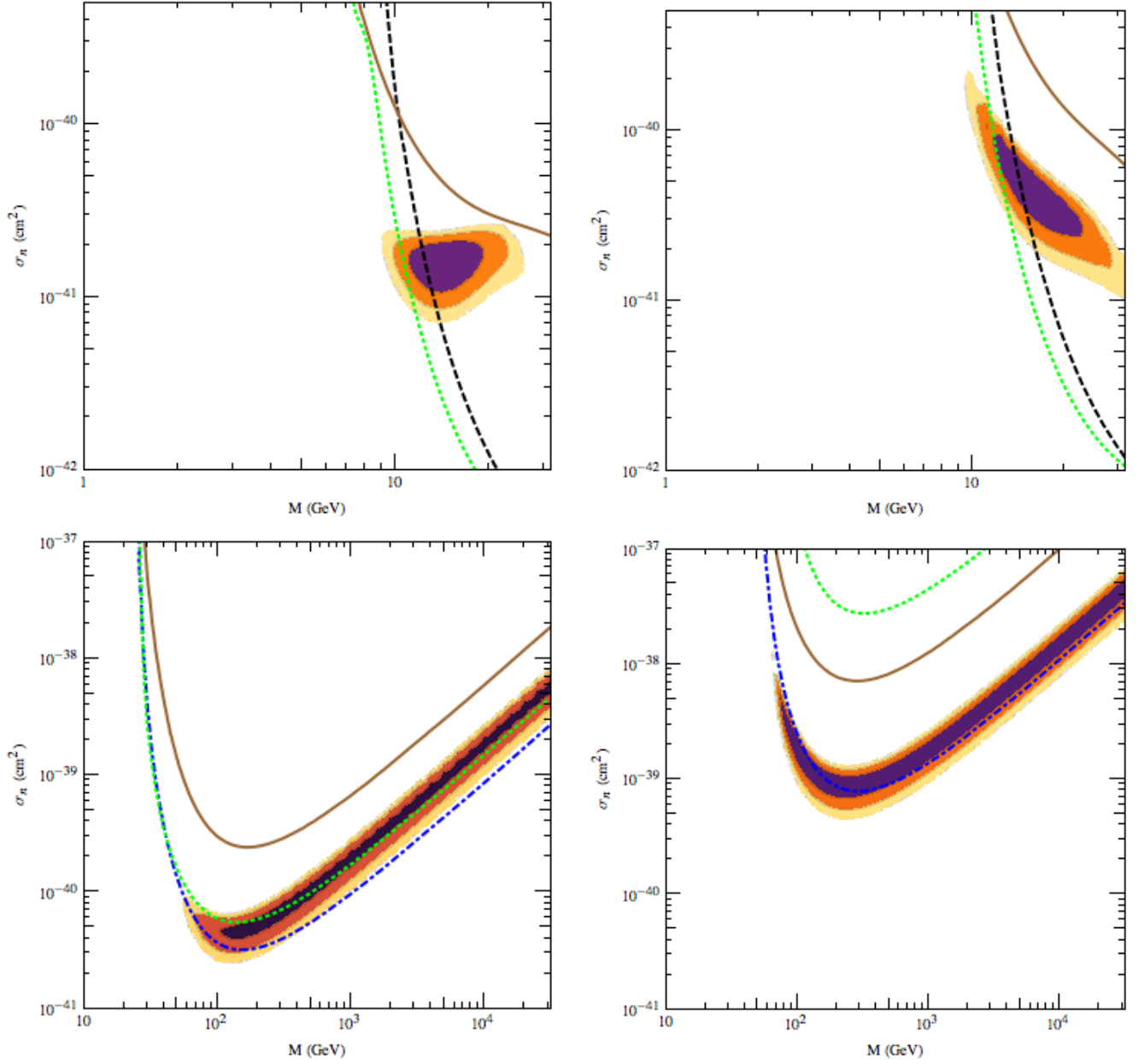


Figure 5: Inelastic scenario (model independent)

Allowed regions in the plane $M - \sigma_n$ consistent with the DAMA annual modulation signal at 90%, 99% and 99.9% CL. for different mass splittings. From left to right and from top to bottom, respectively, $\delta = 5$ keV, $\delta = 20$ keV, $\delta = 80$ keV and $\delta = 150$ keV. The total unmodulated rate expected at DAMA is given the solid (brown) line. The mean velocity is $v_0 = 220$ km/s and the escape velocity is fixed to $v_{esc} = 650$ km/s. The dotted (green) curve is the exclusion contour at 99% CL for Xenon10, the dashed (black) curve is the upper bound coming from CDMS-Ge, while the dotted-dashed (blue) curve is the exclusion limit at 99% for CRESST-II.

number of processes that violate the PQ charge is temperature dependent. In particular, the annihilation channels into Higgs, top quark and bottom quark may or may not be present.

To simplify the problem, here we will consider that the contact interactions $H_n H_n \xrightarrow{\sigma_A} hh$ (annihilation) and $H_n h \xrightarrow{\sigma_S} H_n h$ (scattering) are the dominant processes. This assumption is justified by the fact that channels with an intermediate Higgs like $H_n H_n \rightarrow (h) \rightarrow f \bar{f}$ are further suppressed by Yukawa couplings. Also, at high temperature before the freeze-out, $n_{H_n} \simeq n_{H_n^*}$. With these hypothesis, the evolution of the asymmetry is controlled by a simple

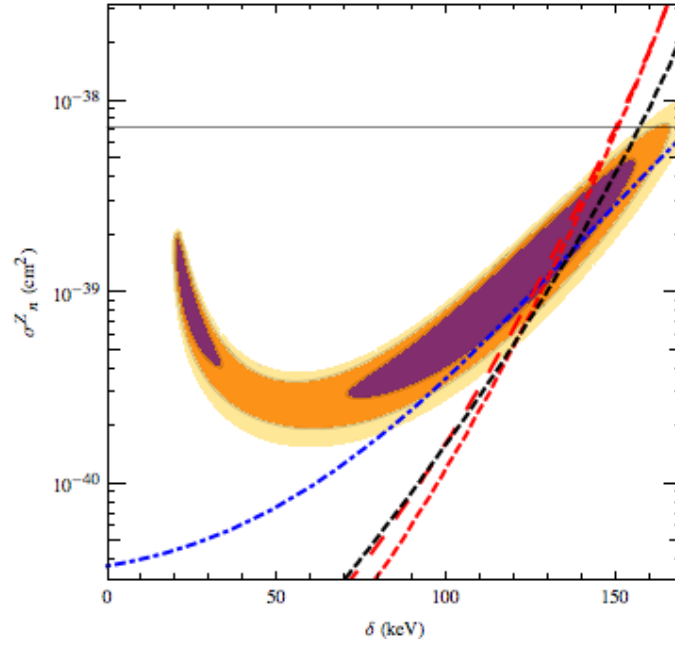


Figure 6: Inelastic scenario (model independent):

Allowed regions in the plane $\delta - \sigma_n^Z$ consistent with the DAMA annual modulation signal at 90%, 99% and 99.9% CL. for a fixed mass $m = 525$ GeV. The mean velocity is $v_0 = 220$ km/s and the escape velocity is fixed to $v_{esc} = 600$ km/s. The dashed (black) curve is the exclusion contour at 99% CL for CDMS-Ge, the dotted-dashed (blue) curve is the exclusion limit at 99% for CRESST-II, the long-dashed (red) line denotes the exclusion limit coming from ZEPLIN-III and the short-dashed (red) line is that from ZEPLIN-II. The grey solid line corresponds to the Z exchange with a neutron.

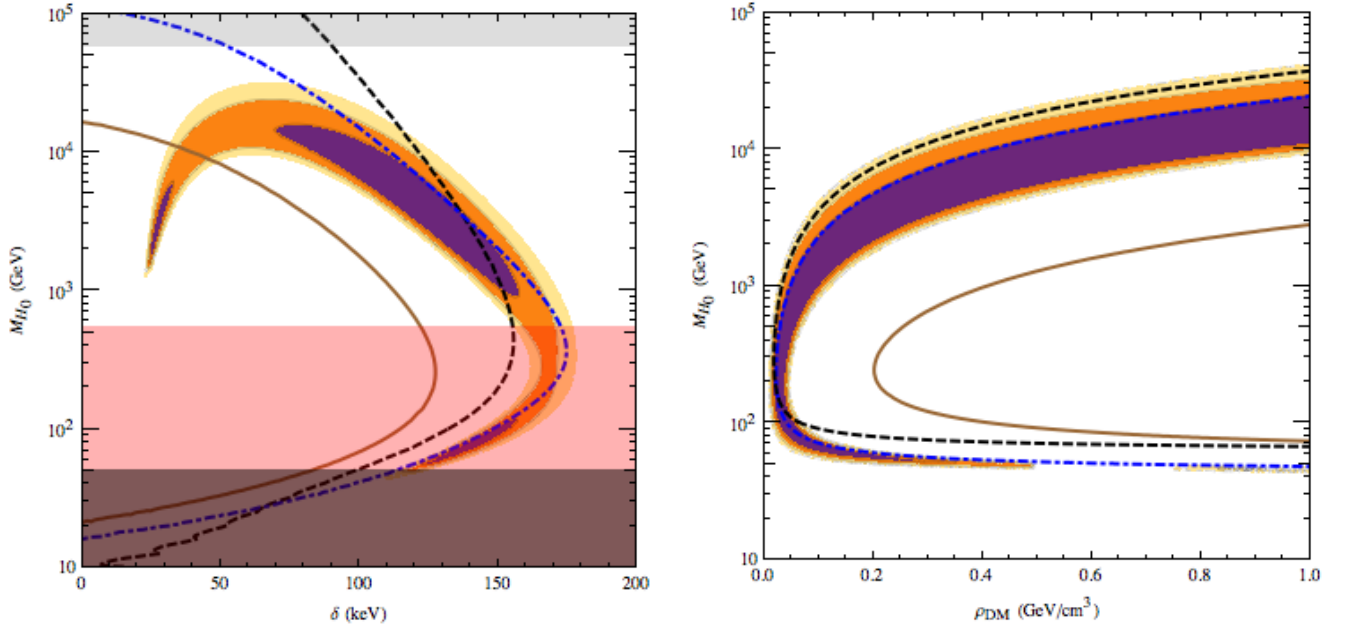


Figure 7: Inelastic scenario (IDM):

Left: Allowed regions in the plane $\delta - M_{H_0}$ consistent with the DAMA annual modulation signal at 90%, 99% and 99.9% CL. Right: Allowed regions in the plane $\rho_{DM} - M_{H_0}$ consistent with the DAMA annual modulation signal at 90%, 99% and 99.9% CL. for a fixed mass splitting $\delta = 120$ keV. The solid (brown) curve shows the total unmodulated rate for DAMA. The mean velocity is $v_0 = 220$ km/s and the escape velocity is fixed at $v_{esc} = 600$ km/s. The dashed (black) curve is the exclusion contour at 99% CL for CDMS-Ge, while the dotted-dashed (blue) curve is the exclusion limit at 99% for CRESST-II.

Boltzmann equation

$$\frac{d\Delta}{dx} \approx -2\alpha \left(\gamma_A \frac{Y_n}{(Y_n^{eq})^2} + \gamma_S \frac{Y_h}{Y_n^{eq} Y_h^{eq}} \right) \Delta \quad , \quad (23)$$

with $\alpha = x/Hs(T)$, $x = M_{DM}/T$, H is the Hubble parameter, and $Y_i \equiv n_i/s(T)$ is the comoving number density of the species i . The thermal average of a cross-section σ for the process $12 \leftrightarrow 34$ is given by $\langle \sigma v \rangle = \gamma(12 \leftrightarrow 34)/n_1^{eq}(T)n_2^{eq}(T)$, with [89]

$$\gamma(12 \leftrightarrow 34) = \frac{T}{8\pi^4} \int ds \sqrt{s} K_1(\sqrt{s}/T) p_{\text{1cm}}^2 \sigma(12 \leftrightarrow 34) \quad . \quad (24)$$

For $m \rightarrow 0$, the equilibrium number density reduces to

$$n^{eq} = \frac{gm^2 T}{2\pi^2} K_2(m/T) \simeq \frac{gT^3}{\pi^2} \quad , \quad (25)$$

with g the number of internal degrees of freedom.

To further simplify, we will neglect the masses of the particles in computing thermal averaged quantities. This will provide an upper bound on the relevant interaction rate, as a finite mass can only reduce the number density in the thermal bath. In this limit, the annihilation and the scattering cross sections are simply given by

$$\sigma_A = \frac{1}{2} \sigma_S = \frac{\lambda_5^2}{32\pi s} \quad , \quad (26)$$

with s the center of mass energy and the thermal average γ is given by

$$\gamma_A = \frac{\lambda_5^2 T^4}{2^8 \pi^5} \quad . \quad (27)$$

Using the relation $H = 1.66\sqrt{g_*}T/M_{Pl}$, the out-of-equilibrium condition for the interaction rate, $\Gamma_A = \langle \sigma_A v \rangle n^{eq} < H$, implies

$$\lambda_5 < 10^{-7} g_*^{1/4} \sqrt{\frac{T}{10 \text{ GeV}}} \quad . \quad (28)$$

By comparing this relation with Eq. (4), we see that PQ breaking processes are indeed out-of-equilibrium in the early universe, for candidates lighter than about 100 GeV. For heavier candidates ($m_{DM} \simeq 1 \dots 10 \text{ TeV}$), the charge asymmetry may be washed out, a thermal relic abundance consistent with WMAP can be obtained without invoking such asymmetry through the standard freeze-out mechanism.

VI. CONCLUSIONS AND PROSPECTS

In this article we have confronted the inert doublet model or IDM to DAMA. In this very simple framework, which consists of just one extra, inert, Higgs doublet, it is possible to explain the DAMA data in two particular limits of the model.

In the first limit, which is protected by a custodial symmetry, all, but the lightest, scalars are decoupled and the model is essentially equivalent to a singlet scalar extension of the Standard Model in which the dark sector interact with the rest of the world through the Higgs channel, *aka* the Higgs portal. A fit to the DAMA data requires a rather light scalar dark matter candidate, in the multi-GeV range, which undergoes elastic, spin independent scattering with nuclei (essentially Iodine) in the detector. This scenario, which works if channelling is effective, is severely constrained by exclusion limits imposed by XENON-10 and CDMS. There is also some tension with the fact that the total, unmodulated rate needs to be quite large, possibly saturating the signal in the detector. The analysis presented here is essentially an update of [24], where it was shown that, without adjusting any parameter, such a model may simultaneously explain the DAMA data and be consistent with WMAP. Our more refined analysis, which is based on using the full spectrum data provided by DAMA, concurs, as is shown in Figure 2. Although this scenario, which encompasses a potentially broad range of models, is challenged by the other experiments, we would like to re-emphasize here that it predicts numerous other signatures. This stems both from the larger abundance of a light WIMP, and from the rather large couplings or cross section required to fit the DAMA data. Depending on the abundance at the Galactic center, one may have a rather large flux of gamma rays from dark matter annihilations, which is already

constrained by EGRET, and should be within the reach of the forthcoming Fermi/GLAST data [24, 25]. Capture by the Sun and the subsequent annihilation into neutrinos may be constrained by Super-Kamiokande data [21, 22, 39, 88]. Annihilations in the Galaxy may produce antimatter, in particular in the form of anti-protons and anti-deuterons [40, 58]. Finally, a light WIMP in the form of a scalar coupled to the Higgs would imply the Higgs mostly decays into a pair of dark matter particles, with striking consequences for its search at the LHC [24, 48, 49]. It is also intriguing (albeit puzzling) that in this scenario the abundance of dark matter is similar to that of baryons.

In the second limit of the IDM considered in the present paper, the two neutral scalars of the inert doublet are almost degenerate, with a splitting $\mathcal{O}(100\text{keV})$, necessary to explain the DAMA through the inelastic scattering of the lightest of the partners, the so-called inelastic Dark Matter or iDM scenario. This limit of the IDM is also protected by a symmetry, a $U(1)_{PQ}$ in this case. This implies that the splitting, although fine tuned and requiring a small parameter in the form of a quartic coupling, is technically natural. Here we show that this very simple model may explain the DAMA data and be consistent with WMAP data for a whole range of candidates, with a mass between ~ 535 GeV and ~ 50 TeV. This is shown in Figure 7, in the mass/mass splitting plane. This scenario has a GOF which is comparable to that of the elastic scenario, but it is less constrained by the other experiments even if, as far as we know, it does not have a wealth of other potential signatures, expected possibly neutrinos from the Sun [90, 91], or using specific direct detection setups [31]. An issue with the iDM scenario is that it is not easy to explain the smallness of the mass splitting required to fit the data [26, 30]. In the IDM, there is no fundamental explanation for this smallness, but higher scalar multiplets may do better [42]. For instance, an inert scalar $SU(2)$ triplet with hypercharge $Y = 2$ and with coupling only to the SM Higgs, has two neutral scalars which are degenerate at the level of renormalizable operators. A splitting may arise through a dimension 6 operator, and thus is suppressed by a factor $\sim v^2/\Lambda^2$, with $\Lambda \gg v$ a new scale. Another interesting possibility opened by the model discussed here is that the small mass splitting may be related to a tiny violation of a global $U(1)_{PQ}$ symmetry. This implies that, at least for not too heavy candidates, $M_{DM} \lesssim 100$ GeV, an initial $U(1)_{PQ}$ asymmetry in the Early Universe may survive and not be washed-out before annihilations of dark matter particles actually freeze-out. An asymmetry in the dark scalar sector could for instance be generated through leptogenesis, if right-handed neutrinos, odd under Z_2 are also introduced in the model. The addition of right-handed neutrinos is actually a very natural extension of the IDM [34], which might also explain the origin of the SM neutrinos masses as being due to radiative corrections. There is some tension between the fact that leptogenesis requires rather heavy right-handed neutrinos, $M_N \sim 10^{11}$ GeV, while in the model we have in mind, the SM neutrinos masses are expected to be

$$m_\nu \propto \frac{\delta \cdot M_{DM}}{M_N},$$

with $\delta \sim 100$ keV and $M_{DM} \sim 100$ GeV, which *a priori* gives a too small prediction for m_ν . We leave this issue for future investigations.

Acknowledgments

We would like to thank Sarah Andreas for help on this article. Our work is supported by the FNRS-FRS, the IISN and the Belgian Science Policy (IAP VI-11).

-
- [1] DAMA, R. Bernabei *et al.*, Eur. Phys. J. **C56**, 333 (2008), arXiv:0804.2741.
 - [2] A. K. Drukier, K. Freese, and D. N. Spergel, Phys. Rev. **D33**, 3495 (1986).
 - [3] K. Freese, J. A. Frieman, and A. Gould, Phys. Rev. **D37**, 3388 (1988).
 - [4] G. B. Gelmini, Int. J. Mod. Phys. **A23**, 4273 (2008), 0810.3733.
 - [5] D. Hooper, (2009), 0901.4090.
 - [6] R. Foot, Phys. Rev. **D69**, 036001 (2004), hep-ph/0308254.
 - [7] R. Foot, Phys. Rev. **D78**, 043529 (2008), 0804.4518.
 - [8] M. Y. Khlopov, (2008), 0806.3581.
 - [9] DAMA, R. Bernabei *et al.*, Mod. Phys. Lett. **A23**, 2125 (2008), 0802.4336.
 - [10] J. L. Feng, M. Kaplinghat, H. Tu, and H.-B. Yu, (2009), 0905.3039.
 - [11] E. Masso, S. Mohanty, and S. Rao, (2009), 0906.1979.
 - [12] G. Gelmini and P. Gondolo, (2004), hep-ph/0405278.
 - [13] P. Gondolo and G. Gelmini, Phys. Rev. **D71**, 123520 (2005), hep-ph/0504010.
 - [14] A. Bottino, N. Fornengo, and S. Scopel, Phys. Rev. **D67**, 063519 (2003), hep-ph/0212379.
 - [15] A. Bottino, F. Donato, N. Fornengo, and S. Scopel, Phys. Rev. **D68**, 043506 (2003), hep-ph/0304080.

- [16] A. Bottino, F. Donato, N. Fornengo, and S. Scopel, Phys. Rev. **D69**, 037302 (2004), hep-ph/0307303.
- [17] A. Bottino, F. Donato, N. Fornengo, and S. Scopel, Phys. Rev. **D77**, 015002 (2008), arXiv:0710.0553.
- [18] F. Petriello and K. M. Zurek, JHEP **09**, 047 (2008), arXiv:0806.3989.
- [19] S. Chang, A. Pierce, and N. Weiner, (2008), arXiv:0808.0196.
- [20] M. Fairbairn and T. Schwetz, JCAP **0901**, 037 (2009), arXiv:0808.0704.
- [21] C. Savage, G. Gelmini, P. Gondolo, and K. Freese, (2008), arXiv:0808.3607.
- [22] C. Savage, K. Freese, P. Gondolo, and D. Spolyar, (2009), arXiv:0901.2713.
- [23] E. Dudas, S. Lavignac, and J. Parmentier, Nucl. Phys. **B808**, 237 (2009), 0808.0562.
- [24] S. Andreas, T. Hambye, and M. H. G. Tytgat, JCAP **0810**, 034 (2008), arXiv:0808.0255.
- [25] J. L. Feng, J. Kumar, and L. E. Strigari, Phys. Lett. **B670**, 37 (2008), 0806.3746.
- [26] D. Tucker-Smith and N. Weiner, Phys. Rev. **D64**, 043502 (2001), hep-ph/0101138.
- [27] D. Tucker-Smith and N. Weiner, Phys. Rev. **D72**, 063509 (2005), hep-ph/0402065.
- [28] S. Chang, G. D. Kribs, D. Tucker-Smith, and N. Weiner, (2008), arXiv:0807.2250.
- [29] J. March-Russell, C. McCabe, and M. McCullough, (2008), arXiv:0812.1931.
- [30] Y. Cui, D. E. Morrissey, D. Poland, and L. Randall, (2009), arXiv:0901.0557.
- [31] D. P. Finkbeiner, T. Lin, and N. Weiner, (2009), 0906.0002.
- [32] N. G. Deshpande and E. Ma, Phys. Rev. **D18**, 2574 (1978).
- [33] R. Barbieri, L. J. Hall, and V. S. Rychkov, Phys. Rev. **D74**, 015007 (2006), hep-ph/0603188.
- [34] E. Ma, Phys. Rev. **D73**, 077301 (2006), hep-ph/0601225.
- [35] T. Hambye and M. H. G. Tytgat, Phys. Lett. **B659**, 651 (2008), 0707.0633.
- [36] L. Lopez Honorez, E. Nezri, J. F. Oliver, and M. H. G. Tytgat, JCAP **0702**, 028 (2007), hep-ph/0612275.
- [37] M. Gustafsson, E. Lundstrom, L. Bergstrom, and J. Edsjo, Phys. Rev. Lett. **99**, 041301 (2007), astro-ph/0703512.
- [38] P. Agrawal, E. M. Dolle, and C. A. Krenke, (2008), 0811.1798.
- [39] S. Andreas, M. H. G. Tytgat, and Q. Swillens, JCAP **0904**, 004 (2009), 0901.1750.
- [40] E. Nezri, M. H. G. Tytgat, and G. Vertongen, JCAP **0904**, 014 (2009), 0901.2556.
- [41] M. Cirelli, N. Fornengo, and A. Strumia, Nucl. Phys. **B753**, 178 (2006), hep-ph/0512090.
- [42] T. Hambye, F. S. Ling, L. L. Honorez, and J. Rocher, (2009), arXiv:0903.4010.
- [43] D. Majumdar and A. Ghosal, Mod. Phys. Lett. **A23**, 2011 (2008), hep-ph/0607067.
- [44] Q.-H. Cao, E. Ma, and G. Rajasekaran, Phys. Rev. **D76**, 095011 (2007), 0708.2939.
- [45] E. Lundstrom, M. Gustafsson, and J. Edsjo, (2008), 0810.3924.
- [46] J. M. Gerard and M. Herquet, Phys. Rev. Lett. **98**, 251802 (2007), hep-ph/0703051.
- [47] J. McDonald, Phys. Rev. **D50**, 3637 (1994), hep-ph/0702143.
- [48] C. P. Burgess, M. Pospelov, and T. ter Veldhuis, Nucl. Phys. **B619**, 709 (2001), hep-ph/0011335.
- [49] V. Barger, P. Langacker, M. McCaskey, M. J. Ramsey-Musolf, and G. Shaughnessy, Phys. Rev. **D77**, 035005 (2008), 0706.4311.
- [50] J. D. Lewin and P. F. Smith, Astropart. Phys. **6**, 87 (1996).
- [51] G. Jungman, M. Kamionkowski, and K. Griest, Phys. Rept. **267**, 195 (1996), hep-ph/9506380.
- [52] R. H. Helm, Phys. Rev. **104**, 1466 (1956).
- [53] G. Duda, A. Kemper, and P. Gondolo, JCAP **0704**, 012 (2007), hep-ph/0608035.
- [54] W. Dehnen and J. Binney, Mon. Not. Roy. Astron. Soc. **298**, 387 (1998), astro-ph/9710077.
- [55] M. C. Smith *et al.*, Mon. Not. Roy. Astron. Soc. **379**, 755 (2007), astro-ph/0611671.
- [56] DAMA, R. Bernabei *et al.*, Phys. Lett. **B480**, 23 (2000).
- [57] R. Bernabei *et al.*, Eur. Phys. J. **C53**, 205 (2008), arXiv:0710.0288.
- [58] A. Bottino, F. Donato, N. Fornengo, and S. Scopel, Phys. Rev. **D78**, 083520 (2008), arXiv:0806.4099.
- [59] CDMS, D. S. Akerib *et al.*, Phys. Rev. Lett. **93**, 211301 (2004), astro-ph/0405033.
- [60] CDMS, D. S. Akerib *et al.*, Phys. Rev. Lett. **96**, 011302 (2006), astro-ph/0509259.
- [61] CDMS, Z. Ahmed *et al.*, Phys. Rev. Lett. **102**, 011301 (2009), arXiv:0802.3530.
- [62] XENON, J. Angle *et al.*, Phys. Rev. Lett. **100**, 021303 (2008), arXiv:0706.0039.
- [63] J. Angle *et al.*, Phys. Rev. Lett. **101**, 091301 (2008), arXiv:0805.2939.
- [64] V. N. Lebedenko *et al.*, (2008), arXiv:0812.1150.
- [65] D. B. Cline, W. Ooi, and H. Wang, (2009), 0906.4119.
- [66] G. J. Feldman and R. D. Cousins, Phys. Rev. **D57**, 3873 (1998), physics/9711021.
- [67] G. Angloher *et al.*, Astropart. Phys. **18**, 43 (2002).
- [68] G. Angloher *et al.*, Astropart. Phys. **23**, 325 (2005), astro-ph/0408006.
- [69] G. Angloher *et al.*, (2008), arXiv:0809.1829.
- [70] CoGeNT, C. E. Aalseth *et al.*, Phys. Rev. Lett. **101**, 251301 (2008), arXiv:0807.0879.
- [71] TEXONO, S. T. Lin *et al.*, Phys. Rev. **D79**, 061101 (2009), arXiv:0712.1645.
- [72] I. Avignone, F. T., P. S. Barbeau, and J. I. Collar, (2008), arXiv:0806.1341.
- [73] E. M. Drobyshevski, Mod. Phys. Lett. **A23**, 3077 (2008), arXiv:0706.3095.
- [74] D. B. Kaplan, Phys. Rev. Lett. **68**, 741 (1992).
- [75] S. M. Barr, Phys. Rev. **D44**, 3062 (1991).
- [76] R. Kitano and I. Low, Phys. Rev. **D71**, 023510 (2005), hep-ph/0411133.
- [77] S. Dodelson, B. R. Greene, and L. M. Widrow, Nucl. Phys. **B372**, 467 (1992).
- [78] G. R. Farrar and G. Zaharijas, Phys. Rev. Lett. **96**, 041302 (2006), hep-ph/0510079.

- [79] N. Cosme, L. Lopez Honorez, and M. H. G. Tytgat, Phys. Rev. **D72**, 043505 (2005), hep-ph/0506320.
- [80] D. E. Kaplan, M. A. Luty, and K. M. Zurek, (2009), 0901.4117.
- [81] B. Patt and F. Wilczek, (2006), hep-ph/0605188.
- [82] Y. G. Kim and S. Shin, (2009), 0901.2609.
- [83] WMAP, E. Komatsu *et al.*, (2008), arXiv:0803.0547.
- [84] M. M. Pavan, I. I. Strakovsky, R. L. Workman, and R. A. Arndt, PiN Newslett. **16**, 110 (2002), hep-ph/0111066.
- [85] A. Bottino, F. Donato, N. Fornengo, and S. Scopel, Astropart. Phys. **13**, 215 (2000), hep-ph/9909228.
- [86] R. Koch, Z. Phys. **C15**, 161 (1982).
- [87] J. Gasser, H. Leutwyler, and M. E. Sainio, Phys. Lett. **B253**, 260 (1991).
- [88] J. L. Feng, J. Kumar, J. Learned, and L. E. Strigari, (2008), 0808.4151.
- [89] M. A. Luty, Phys. Rev. **D45**, 455 (1992).
- [90] S. Nussinov, L. T. Wang, and I. Yavin, (2009), 0905.1333.
- [91] A. Menon, R. Morris, A. Pierce, and N. Weiner, (2009), 0905.1847.