

On the effectiveness of a binless entropy estimator for generalised entropic forms

Sílvia M. Duarte Queirós¹

Unilever R&D Port Sunlight, Quarry Road East, Wirral, CH63 3JW UK

(7th June 2009)

Abstract

In this manuscript we discuss the effectiveness of an estimator of entropic forms based on Kozachenko-Leonenko binless strategy when applied to generalised biased entropic forms customarily applied to study systems evincing asymptotic scale invariance.

Introduction. - After a period of belabouring, which in ultimate case led to the tragic death of L. Boltzmann, the connection between the microscopic world and macroscopic properties by means of the Boltzmann principle that was later extended by Gibbs to systems in contact with a reservoir has achieved a consensus [1]. Despite its broad acceptance, it is neglected by many that the standard statistical mechanics is still based on a hypothesis, the Stosszahl Ansatz [2]. This ansatz is intimately related to ergodic theory which can only be analytically proven for a set of very few simple systems [3]. With the surging interest of physicists and other researchers in more intricate systems for which ergodic theory is very likely to be invalid, *e.g.*, systems that occupy their allowed phase space in a scale-invariant way or exhibit long spatiotemporal correlations [4], entropic forms different to the Boltzmann-Gibbs (BG) functional form have been presented with a special emphasis to the Renyi entropy [5] and the non-additive entropy proposed in a physical context by Tsallis [6]. For the last two decades there has been an impressive amount of work towards the physical validation and application of the latter [7]. As occurs in the BG standard case [8][9][10], many systems studied within non-additive formalism demanding entropy [11] (or related quantities [12]) calculation present a reduced number of observations or correspond to finite size systems. Therefore, a considerable error might be introduced in the evaluation of the non-additive entropy if the simplest method based on binning the data is assumed and the number of observables is very small.

In this manuscript we generalise a well-known binless strategy for the estimation of BG entropy, the Kozachenko-Leonenko algorithm (KLA) [13], and assess its validity by comparing numerical results with theoretical values for three different distributions, namely the Gaussian, the Student-*t* and the uniform distribution. For the sake of simplicity we will restrict our analysis to one-dimensional systems corresponding to sets of random variables.

Generalising KLA. - In 1988 Tsallis [6] defined non-additive entropy as,

$$S_Q \equiv \frac{1 - \int [p(x)]^Q dx}{Q - 1}, \quad (Q \in \mathbb{R}) \quad (1)$$

¹email address: Silvio.Queiros@unilever.com, sdqueiro@googlemail.com

which in the limit Q going to 1 concurs with the Boltzmann-Gibbs entropy, $S_1 = S_{BG} \equiv -\int p(x) \ln p(x) dx = -\langle \ln p(x) \rangle$, where $\langle \dots \rangle$ represents the average. The verification of the limit can be made if we take into account that

$$\lim_{Q \rightarrow 1} \left\{ \ln_Q x \equiv \frac{x^{1-Q} - 1}{1 - Q} \right\} = \ln x, \quad (2)$$

($\ln_Q (\dots)$ is regularly called Q -logarithm [7]). By applying Eq. (2) in Eq. (1) it is easily verifiable that the former equation can be written in the following way,

$$S_Q^* = - \int p(x) \ln_q p(x) dx = - \langle \ln_q p(x) \rangle, \quad \text{with } Q = 2 - q. \quad (3)$$

In other words, the entropy S_Q represents the average value of an alternative way of describing the surprise. From this definition we are evoked to apply the same ideas of the binless KLA.

Let us consider a set of N random variables, $\{x_i\}$, identically distributed and associated with a probability density function $p(x)$ and whose entropy estimation,

$$S_Q = -\frac{1}{N} \sum_i \ln_q P(x_i), \quad (4)$$

($P(x) \approx \delta p(x)$ and δ represents a segment of x domain which preferentially tend to 0) should be equal to S_Q^* in the limit of N going to infinity and $\delta \rightarrow 0$. The evaluation of S_Q can be made by determining the average distance to the n th nearest-neighbour. If we aim to know the probability that the $(n-1)$ th nearest-neighbours have values x' within the interval $x \pm \delta/2$ and the n th nearest neighbour is at a distance $\delta/2$ of we must compute,

$$\Pi_n(\delta) = \frac{(N-1)!}{(n-1)!(N-n-1)!} [P'_i(\delta)]^{n-1} [1 - P'_i(\delta)]^{N-n-1} \frac{d P'_i(\delta)}{d \delta}, \quad (5)$$

with $P'_i(\delta) = \int_{x-\delta/2}^{x+\delta/2} p'_i(z) dz$ (i represents a given point of the set). Therefore, we can have the average value of $\ln_q P'_i(\delta)$ that we relate to $\ln_q P(x_i)$ by computing $\int \Pi_n(\delta) \ln_q P'_i(\delta) d\delta$. Considering Ref. [14] we obtain,

$$\overline{\ln_q P'_i} = \frac{1 - \frac{\Gamma[N]\Gamma[n+1-q]}{\Gamma[n]\Gamma[1+N-q]}}{q-1}. \quad (6)$$

Taking into consideration that $\ln_q u.v = \ln_q u + \ln_q v + (1-q) \ln_q u. \ln_q v$ and remembering $P'_i(\delta) \approx p'_i \delta$ that we obtain the final formula,

$$S_Q = \frac{\overline{\ln_q P'_i} - \langle \ln_q \delta \rangle}{1 + (1-q) \langle \ln_q \delta \rangle}, \quad (7)$$

where $\langle \ln_q \delta \rangle$ represents the average value of $\ln_q \delta$ over all points (and samples accessible) with δ being the twice the distance from each point to its n th nearest-neighbour.

Endowed with Eq. (7) we can rate the quality of the approximation by comparing it with the predicted theoretical values given by Eq. (3). For the cases we will present hereinafter we have,

$$S_{2-q}^* = \frac{1}{1-q} - \frac{(2\pi)^{\frac{q-1}{2}}}{(1-q)\sqrt{2-q}}, \quad (8)$$

for the Gaussian,

$$S_{2-q}^* = \frac{1}{1-q} - \frac{2^{2-q} 3^{\frac{q-1}{2}} \Gamma[\frac{7}{2} - 2q]}{\pi^{\frac{3-q}{2}} (1-q) \Gamma[4 - 2q]}, \quad (9)$$

for the Student- t with 3 degrees of freedom² and

$$S_{2-q}^* = -\ln_q 2, \quad (10)$$

for a uniform distribution defined between -1 and 1 .

Results. - In order to test the actual efficiency of Eq. (7) we generated sets (typically 10^3) of random variables with a number of elements never larger than 10^4 on which we have applied the algorithm for diverse values of n ³. The results depicted in Figs. 1-3 show that for the Gaussian and the Student- t the Kozachenko-Leonenko approach is only a valuable estimator for values of $q = 1$, i.e., for the BG case, whereas for the uniform distribution it is quite effective.

For the Gaussian (see Fig. 1) distribution we have verified that for $N < 5000$ we have got error greater than 10% unless we are analysing the $q = Q = 1$ value. In this case the error is already less than 1% for $N = 100$. For the other $q \neq 1$ cases we do not verify a monotonous behaviour of either the error or the ratio S_Q/S_Q^* with the number of elements of the set or the order of the neighbour used.

Regarding the Student- t case we verify the same qualitative results, i.e., the KLA algorithm tends to overestimate (underestimate) the entropy S_Q^* for $Q > 1$ ($Q < 1$) independently of the size of the series and the order of the nearest-neighbour we considered (we let n run up to the remote value of 100, although only small values of n are shown herein). Once again, for the case $Q = 1$ the algorithm caters an excellent approach even for relatively small sets ($N < 1000$) as exhibited in Fig. (2).

The ineffectiveness we have reported so far is only challenged when the uniform distribution is considered as shown in Fig. 3. In this case, for values of $n > 1$, we verified that the KLA is a trustworthy estimator of the theoretical entropy of a system. For instance, by considering sets of 100 variables we achieved discrepancies never greater than 2%. Comparing the KLA results with entropy evaluations obtained by a simple binning of the sets we verify the algorithm is only slightly better than the latter approach. Taking into account the computation time we would say that the KLA does not pay off.

²Because the entropy S_Q is maximised, upon appropriate constraints, by the Student- t distribution the latter has been also named Q -distribution wherein the relation $Q = \frac{3+m}{1+m}$ between the entropic index, Q , and the degree of freedom m is valid.

³The random variables were bore by means of the Extended Cellular Automata random number generator using the five-neighbour rule [15]. Additionally for the case of the Student- t we used the Bailey algorithm [16].

Remarks. - In this manuscript we have introduced a generalisation of the well-known binless Lozachenko-Leonenko entropy estimator to be applied to appraise the (Tsallis) non-additive entropy in systems with a small number of observations for which binning strategies are likely to present strong deviation from the expected theoretical result. By comparing numerical evaluation with theoretical values we have verified that this approach is not effective. Although we do not have any irrefutable reasoning which explains the results reported herein above, we believe that they are a demonstration of the bias introduced by the Q parameter on the weight the probability $p(x)$ in Eq. (1) [17]. Explicitly, for values of $Q > 1$ ($q < 1$) we have $[p(x)]^Q > p(x)$ if $p(x) > 1$ and $[p(x)]^Q < p(x)$ otherwise. On the other hand, if $Q < 1$ ($q > 1$) we have $[p(x)]^Q < p(x)$ if $p(x) > 1$ and $[p(x)]^Q > p(x)$ if $p(x) < 1$. Apparently this bias is overestimated for $q < 1$ and underestimated for $q > 1$ by the evaluation of the $\langle \ln_q \delta \rangle$. For the uniform distribution the effects of the bias are shed by the uniformity of the distribution and thus the KLA works out values that are very close to the theoretical result. It is therefore expected that new binless or binning strategies [9] for the evaluation of entropic functional such as S_Q correct the deficiencies conveyed here by the KLA approach bearing in mind its importance for a reliable study of many complex phenomena.

Acknowledgements

The work herein presented has benefited from the Marie Curie Fellowship Programme (European Union).

References

- [1] E.G.D. Cohen, Boltzmann and Statistical Mechanics, in: *Proceedings of the International Meeting Boltzmann's Legacy 150 Years After His Birth*, Atti della Accademia Nazionale dei Lincei, 9-23 (1997). Also at [arXiv:cond-mat/9608054v2](https://arxiv.org/abs/cond-mat/9608054v2) (preprint, 1996)
- [2] K. Huang, Statistical Mechanics (John Wiley & Sons, New York, 1963)
- [3] K.L. Volkovyski and Ya. G. Sinai, *Funct. Anal. Appl.* **5**, 185 (1971)
- [4] C. Tsallis, M. Gell-Mann and Y. Sato, *Proc. Nat. Acad. Sci. USA* **101**, 15852 (2005)
- [5] A. Renyi, *Probability Theory* (North-Holland, Amsterdam, 1970)
- [6] C. Tsallis, *J. Stat. Phys.* **52**, 479 (1988)
- [7] C. Tsallis, *Introduction to Nonextensive Statistical MEchanics: Approaching a Complex World* (Springer, Berlin, 2009). A comprehensive list of applications in widespread fields of science and knowledge is available at <http://tsallis.cat.cbpf.br/biblio.htm>
- [8] R. Abramov, *J. Comp. Phys.* **226**, 621 (2007); R. Abramov, *J. Comp. Phys.* **228**, 96 (2009); R. Abramov and Majda, *SIAM J. Sci. Comp.* **26**, 411 (2003)

- [9] A.M. Fraser and H.L. Swinney, Phys. Rev. E **66**, 041904 (2002)
- [10] A. Kraskov, H. Stoegbauer and P. Grassberger, Phys. Rev. E **69**, 066138 (2004)
- [11] F. Caruso and C. Tsallis, Phys. Rev. E **78**, 021102 (2008)
- [12] S.M. Duarte Queirós, Physica D **238**, 764 (2009)
- [13] L.F. Kozachenko and N.N. Leonenko, Prob. Inf. Trans. **23**, 95 (1987); P. Grassberger, Phys. Lett. A **107**, 101 (1985); J.D. Victor, Phys. Rev. E **66**, 051903 (2002)
- [14] I.S. Gradshteyn and I.M. Ryzhik, Table of Integrals, Series and Products (Academic Press, New York, 1980) **3.191.3**
- [15] J.E. Gentle, *Random Number Generation and Monte Carlo Methods*, vol.2 2nd ed. (John Wiley & Sons, New York, 1995)
- [16] R.W. Bailey, *Polar Generation of Random Variates with the t -Distribution*, Math. of Comp. **62**, 141 (1994)
- [17] C. Tsallis, Braz. J. Phys. **29**, 1 (1999)

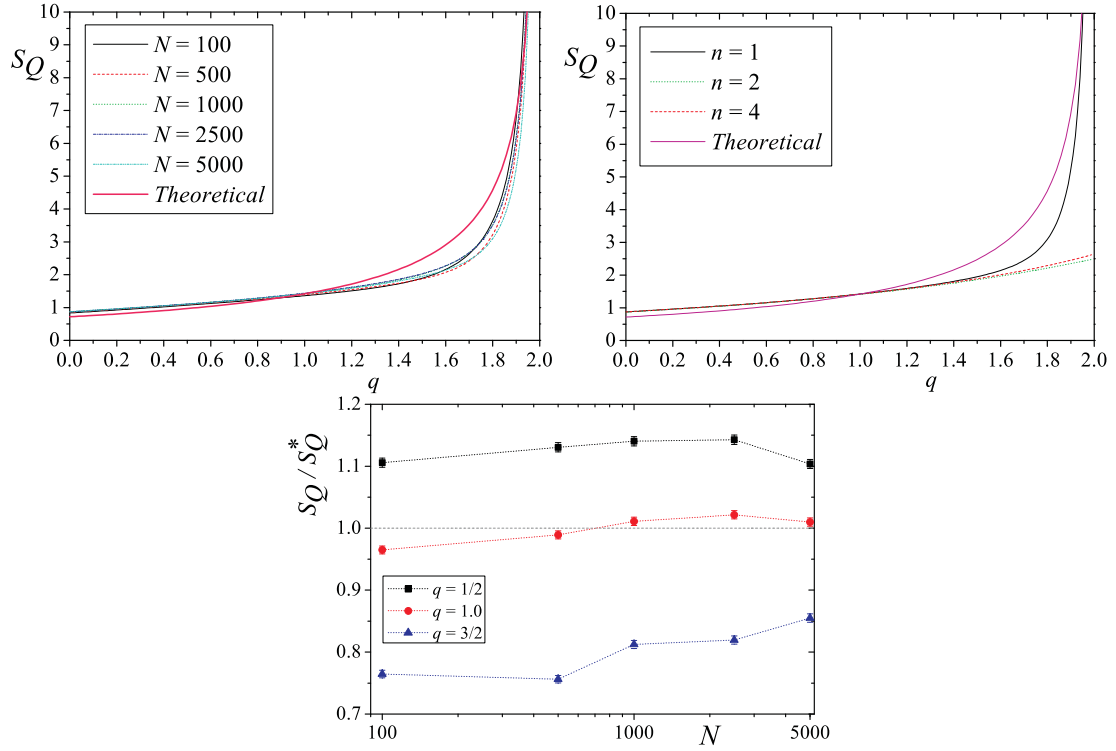


Figure 1: Upper left: Entropy S_Q obtained by means of the KLA technique ($n = 1$) for several values of the number of elements of the set ($N = 100, 500, 1000, 2500, 5000$) vs the dual entropic parameter $q = 2 - Q$; Upper right: Entropy S_Q obtained by means of the KLA technique ($N = 5000$) for different values of the order of the nearest-neighbour considered ($n = 1, 2, 4$) vs the dual entropic parameter $q = 2 - Q$; Lower panel: Ratio of the KLA technique entropy, S_Q , theoretical entropy, S_Q^* , for typical values of q vs size of the set N and fixed $n = 1$. In this case the sets are composed of Gaussian distributed random variables with the number of samples taken into account referred in the text.

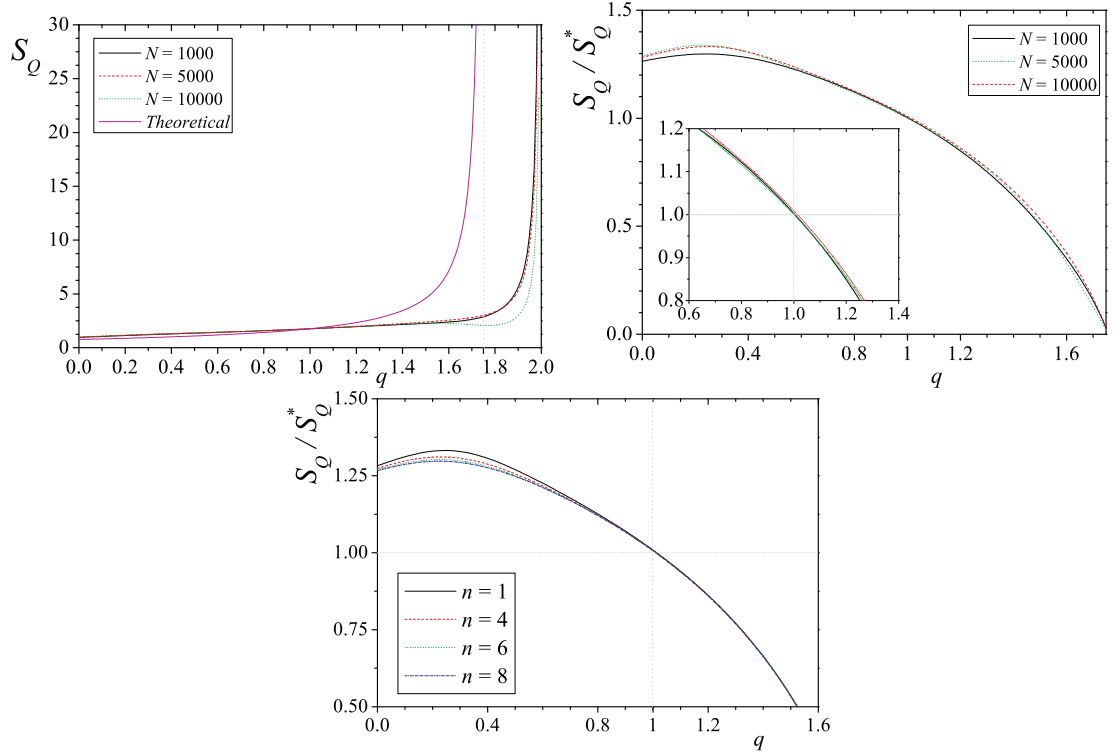


Figure 2: Upper panel: Entropy S_Q obtained by means of the KLA technique ($n = 1$) for several values of the number of elements of the set ($N = 1000, 5000, 10000$) vs the dual entropic parameter $q = 2 - Q$; Lower left: Ratio of the KLA technique entropy, S_Q , theoretical entropy, S_Q^* vs q for different values of the size of the set ($N = 1000, 5000, 10000$) and $n = 1$; Lower right: Ratio of the KLA technique entropy, S_Q , theoretical entropy, S_Q^* vs q for different values of the order of the nearest-neighbour of the set ($n = 1, 4, 6, 8$) and fixed number of elements $N = 5000$. In this case the sets are composed of Student- t (with 3 degrees of freedom) distributed random variables with the number of samples taken into account referred in the text.

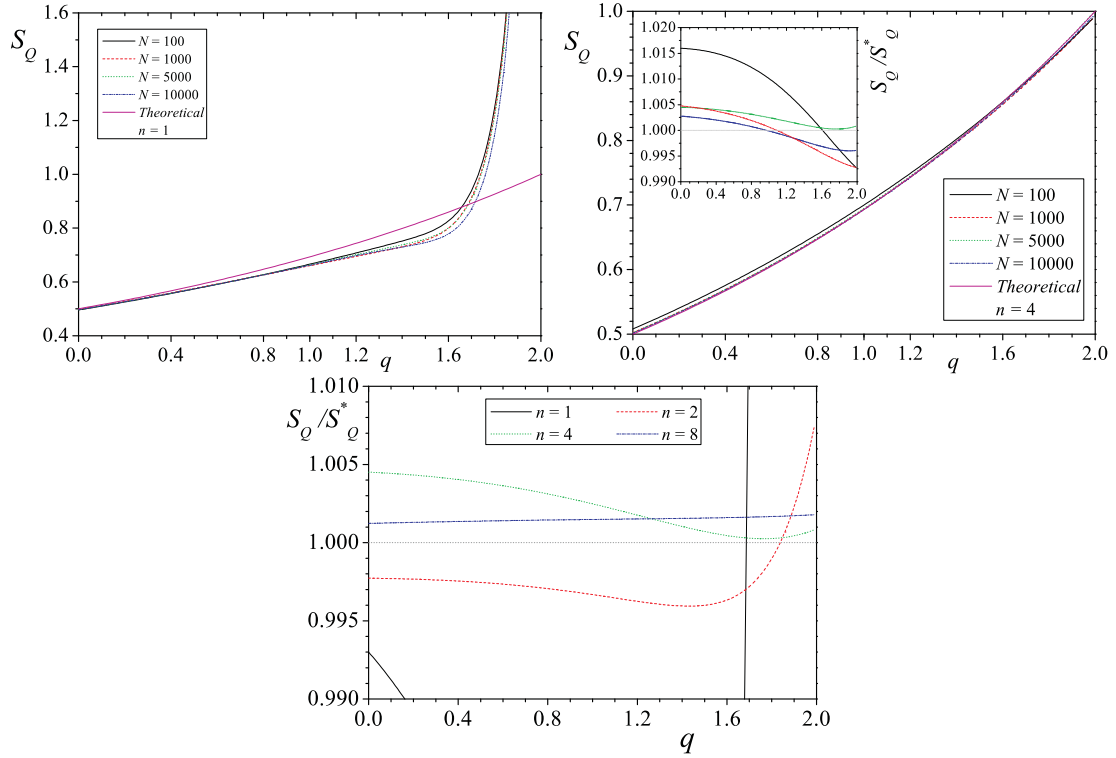


Figure 3: Upper left: Entropy S_Q obtained by means of the KLA technique ($n = 1$) for several values of the number of elements of the set ($N = 100, 1000, 5000, 10000$) vs the dual entropic parameter $q = 2 - Q$; Upper right: Entropy S_Q obtained by means of the KLA technique ($n = 4$) for several values of the number of elements of the set ($N = 100, 1000, 5000, 10000$) vs the dual entropic parameter $q = 2 - Q$ [the inset represents the ratio S_Q/S_Q^* vs q]; Lower panel: Ratio of the KLA technique entropy, S_Q , theoretical entropy, S_Q^* vs q for different values of the order of the nearest-neighbour of the set ($n = 1, 2, 4, 8$) and fixed number of elements $N = 5000$. In this case the sets are composed of uniformly distributed random variables between -1 and 1 with the number of samples taken into account referred in the text.