

Stochastic optimization on continuous domains with finite-time guarantees by Markov chain Monte Carlo methods

A. Lecchini-Visintini^{*}, J. Lygeros[†] and J. Maciejowski[‡]

February 6, 2020

Abstract

We introduce bounds on the finite-time performance of random searches based on Markov chain Monte Carlo methods for approaching the global solution of stochastic optimization problems defined on continuous domains. In contrast to existing results these bounds can be used in practice as rigorous stopping criteria. Our results are inspired by the concept of finite-time learning with known accuracy and confidence developed in statistical learning theory. A comparison with other state-of-the art methods having finite-time guarantees for solving stochastic programming problems is included.

1 Introduction

In principle, any optimization problem on a finite domain can be solved by an exhaustive search. However, this is often beyond computational capacity: the optimization domain of the traveling salesman problem with 100 cities contains more than 10^{155} possible tours. An efficient algorithm to solve the traveling salesman and many similar problems has not yet been found and such problems remain reliably solvable only in principle [1]. Statistical mechanics has inspired widely used methods for finding good approximate solutions in hard discrete optimization problems which defy efficient exact solutions [2, 3, 4, 5]. Here a key idea has been that of simulated annealing [2]: a random search based on the Metropolis-Hastings algorithm, such that the distribution of the elements of the domain visited during the search converges to an equilibrium distribution concentrated around the global optimizers. Convergence and finite-time performance of simulated annealing on finite domains have been evaluated in many works, e.g. [6, 7, 8, 9].

On continuous domains, most popular optimization methods perform a local gradient-based search and in general converge to local optimizers; with the notable exception of convex optimization problems where convergence

^{*}Department of Engineering, University of Leicester, alv1@leicester.ac.uk.

[†]Automatic Control Laboratory, ETH Zurich, lygeros@control.ee.ethz.ch.

[‡]Department of Engineering, University of Cambridge jmm@eng.cam.ac.uk.

to the unique global optimizer occurs [10]. Simulated annealing performs a global search and can be easily implemented on continuous domains using the general family of Markov chain Monte Carlo (MCMC) methods [11]. Hence it can be considered a powerful complement to local methods. In this paper, we introduce for the first time rigorous and computable guarantees on the finite-time performance of simulated annealing on continuous domains. In this sense, rigorous guarantees on the finite-time performance of simulated annealing in the optimization of functions of continuous variables have never been obtained before. In the literature, convergence of simulated annealing to a global optimizer, as the number of steps grows to infinity, has been proved [12, 13, 14, 15, 16], and convergence rates have also been obtained [17, 18]. In contrast to the existing results, the approach introduced in our paper can be used in practice to formulate rigorous stopping criteria.

In general, optimization algorithms for problems defined on continuous variables can only find approximate solutions in finite time [19]. In this paper, we introduce the concept of ‘approximate domain optimizer’ as an approximate solution of an optimization problem. In its definition, we consider two levels of approximation: the domain approximation, which denotes the portion of the optimization domain that contains solutions which are potentially better than the current one, and the value imprecision which measures the accuracy of the current solution in terms of the value of the optimization criterion. The definition of approximate domain optimizer will be essential in establishing rigorous guarantees on the finite-time performance of simulated annealing. We will show that it is possible to derive MCMC algorithms which, with an arbitrarily high level of confidence, find an approximate solution to the problem of optimizing a function of continuous variables, within the desired levels of approximation, after a known finite number of steps.

The background of our work is twofold. On the one hand, our notion of approximate solution to a global optimization problem is inspired by the concept of finite-time learning with known accuracy and confidence developed in statistical learning theory [20, 21]. We actually maintain an important aspect of statistical learning theory which is that we do not introduce any particular assumption on the optimization criterion. On the other hand, we ground our results on the theory of convergence, with quantitative bounds on the distance to the target distribution, of the Metropolis-Hastings algorithm and MCMC methods, which has been one of the main achievements of recent research in statistics [22, 23, 24, 25]. In addition, we demonstrate how, under some quite weak regularity conditions, our definition of approximate domain optimizer can be related to the standard notion of approximate optimization considered in the stochastic programming literature [26, 27, 28, 29]. This link provides theoretical support for the use of simulated annealing and MCMC optimization algorithms, which have been proposed, for example, in [30, 31, 32], for solving stochastic programming problems.

The paper is organized as follows. In Section 2 we provide the definition of approximate domain optimizer and establish, in Theorem 1, a direct relationship between the approximate domain optimizer and the standard notion of approximate optimizer adopted in the stochastic programming lit-

erature. In Section 3 we first recall the reasons why existing results on the convergence of simulated annealing on continuous domain do not provide finite-time guarantees. Then, in Theorem 2, we state the main result of the paper. In Section 4 we compare the MCMC approach with other state-of-the-art methods for solving stochastic programming problems with finite-time performance bounds. In Section 5 we perform a preliminary analysis of the computational complexity of the MCMC approach. In Section 6 we state our findings and conclude the paper. The Appendix contains all technical proofs. Some of the results of this paper were included in preliminary conference contributions [33, 34].

2 Approximate optimizers

Consider an optimization criterion $U : \Theta \rightarrow \mathbb{R}$, with $\Theta \subseteq \mathbb{R}^n$, and let

$$U^* := \sup_{\theta \in \Theta} U(\theta). \quad (1)$$

The following will be a standing assumption for all our results.

Assumption 1 Θ is Lebesgue measurable, with finite Lebesgue measure. U is Lebesgue measurable and bounded between 0 and 1 (i.e. $U(\theta) \in [0, 1] \forall \theta \in \Theta$).

Overall, this is a very weak assumption which does not imply any serious loss of generality. In general, any bounded criterion can be scaled to take values in $[0, 1]$. Given, for example, $U'(\theta) \in [\underline{U}, \overline{U}]$ we can consider the optimization of the modified function

$$U(\theta) = \frac{U'(\theta) - \underline{U}}{\overline{U} - \underline{U}},$$

which takes values in $[0, 1]$ for all $\theta \in \Theta$. (In this case, we need to multiply the value imprecision, ϵ below, by $(\overline{U} - \underline{U})$ to obtain its corresponding value in the scale of the original criterion U' .)

For some results a somewhat stronger assumption will be needed.

Assumption 2 Θ is compact. U is Lipschitz continuous.

We use L to denote the Lipschitz constant of U , i.e. $\forall \theta_1, \theta_2 \in \Theta$, $|U(\theta_1) - U(\theta_2)| \leq L\|\theta_1 - \theta_2\|$. It is easy to see that Assumption 2 implies Assumption 1. Assumption 2 implies also the existence of a global optimizer, i.e. under Assumption 2 $\Theta^* := \{\theta \in \Theta \mid U(\theta) = U^*\} \neq \emptyset$.

If, given an element θ in Θ , the value $U(\theta)$ can be computed directly, we say that U is a deterministic criterion. In this case the optimization problem (1) is a standard, in general non-linear, non-smooth, programming problem. Examples of such a deterministic optimization criterion are the design criterion in a robust control design problem [35] and the energy landscape in protein structure prediction [36]. In problems involving random variables,

the value $U(\theta)$ can be the expected value of some function $g : \Theta \times X \rightarrow \mathbb{R}$ which depends on both the optimization variable θ , and on some random variable \mathbf{x} with probability distribution $P_{\mathbf{x}}(\cdot; \theta)$ which may itself depend on θ , i.e.

$$U(\theta) = \int g(x, \theta) P_{\mathbf{x}}(dx; \theta). \quad (2)$$

In this case the optimization problem (1) is a stochastic programming problem. In such problems it is usually not possible to compute $U(\theta)$ directly, either because evaluation of the integral requires too much computation, or because no analytical expression for $P_{\mathbf{x}}(dx; \theta)$ is available. Typically one must perform stochastic simulations in order to obtain samples of \mathbf{x} for a given θ , hence obtain sample values of $g(\mathbf{x}, \theta)$, and thus construct a Monte Carlo estimate of $U(\theta)$. The Bayesian design of clinical trials is an important application area where such expected-value criteria arise [37]. We investigate the optimization of expected-value criteria motivated by problems of aircraft routing [38] and parameter identification for genetic networks [39]. In the particular case that $P_{\mathbf{x}}(dx; \theta)$ does not depend on θ , the ‘inf’ counterpart of problem (1) is called “empirical risk minimization”, and is studied extensively in statistical learning theory [20, 21]. Conditions on g and $P_{\mathbf{x}}$ to ensure that U is Lipschitz continuous (for Assumption 2) can be found in [27]. It will be shown that the results of this paper apply in the same way to the optimization of both deterministic and expected-value criteria.

We introduce two different definitions of approximate solution to the optimization problem (1). The first is the definition of *approximate domain optimizer*. In this definition we use two parameters: the *value imprecision* ϵ (greater than or equal to 0) and the *residual domain* α (between 0 and 1) which together determine the level of approximation. We say that θ is an approximate domain optimizer of U with value imprecision ϵ and residual domain α if the function U takes values strictly greater than $U(\theta) + \epsilon$ only on a subset of values of θ no larger than an α portion of the optimization domain. The formal definition is as follows.

Definition 1 *Let $\epsilon \geq 0$ and $\alpha \in [0, 1]$ be given numbers. Then θ is an approximate domain optimizer of U with value imprecision ϵ and residual domain α if*

$$\lambda\{\theta' \in \Theta : U(\theta') > U(\theta) + \epsilon\} \leq \alpha \lambda(\Theta) \quad (3)$$

where λ denotes the Lebesgue measure.

In other words, the value $U(\theta)$ is within ϵ of a value which is greater than the values that U takes on at least a $1 - \alpha$ portion of the domain. The smaller ϵ and α are, the better is the approximation of a true global optimizer. If both α and ϵ are equal to zero then $U(\theta)$ coincides with the essential supremum of U . We will use

$$\Theta(\epsilon, \alpha) := \{\theta \in \Theta \mid \lambda\{\theta' \in \Theta \mid U(\theta') > U(\theta) + \epsilon\} \leq \alpha \lambda(\Theta)\}$$

to denote the set of approximate domain optimizers with value imprecision ϵ and residual domain α . Our definition of approximate domain optimizer

will be essential in establishing finite-time guarantees on the performance of MCMC methods in solving deterministic and stochastic optimization problems defined on continuous domains.

The intuition that our notion of approximate domain optimizer can be used to obtain formal guarantees on the finite-time performance of optimization methods based on a stochastic search of the domain is already apparent in the work of Vidyasagar [21, 35]. Vidyasagar [21, 35] introduces a similar definition and obtains rigorous finite-time guarantees in the optimization of expected value criteria based on uniform independent sampling of the domain. Notably, the number of independent samples required to guarantee some desired accuracy and confidence turns out to be polynomial in the values of the desired imprecision, residual domain and confidence. Although the method of Vidyasagar is rather straightforward, it has had considerable success in solving difficult control system design applications [35, 40]. Its appeal stems from its rigorous finite-time guarantees which exist without the need for any particular assumption on the optimization criterion.

The following is a more common notion of approximate optimizer.

Definition 2 *Let $\epsilon \geq 0$ be a given number. Then θ is an approximate value optimizer of U with imprecision ϵ if $U(\theta') \leq U(\theta) + \epsilon$ for all $\theta' \in \Theta$.*

This notion is commonly used in the stochastic programming literature [26, 27, 28, 29] and provides a direct bound on U^* : $\theta \in \Theta$ is an approximate value optimizer with imprecision $\epsilon > 0$ if and only if $U^* \leq U(\theta) + \epsilon$. We will use

$$\Theta^*(\epsilon) := \{\theta \in \Theta \mid \forall \theta' \in \Theta, U(\theta') \leq U(\theta) + \epsilon\}$$

to denote the set of approximate value optimizers with imprecision ϵ .

It is easy to see that for all ϵ if $\Theta^* \neq \emptyset$ then $\Theta^* \subseteq \Theta^*(\epsilon)$. One can also see that approximate value optimality is a stronger concept than approximate domain optimality, in the following sense. For all ϵ and all α , if $\Theta^*(\epsilon) \neq \emptyset$ then $\Theta^*(\epsilon) \subseteq \Theta(\epsilon, \alpha)$. Conversely, given an approximate domain optimizer it is in general not possible to draw any conclusions about the approximate value optimizers. For example, for any α the function $U : [0, 1] \rightarrow [0, 1]$ with

$$U(\theta) = \begin{cases} 1 & \text{if } \theta \in [0, \alpha) \\ 0 & \text{if } \theta \in [\alpha, 1] \end{cases}$$

has the property that $\Theta(\epsilon, \alpha) = \Theta$ for all $\epsilon > 0$. Therefore, given $\theta \in \Theta(\epsilon, \alpha)$ it is impossible to draw any conclusions about U^* ; the only possible bound is $U^* \leq U(\theta) + 1$ which, given that $U(\theta) \in [0, 1]$, is meaningless. A relation between domain and value approximate optimality can, however, be established under Assumption 2.

Theorem 1 *Let Assumption 2 hold. Let θ be an approximate domain optimizer with value imprecision ϵ and residual domain α . Then, θ is also an approximate value optimizer with imprecision*

$$\epsilon + \frac{L}{\sqrt{\pi}} \left[\frac{n}{2} \Gamma \left(\frac{n}{2} \right) \right]^{\frac{1}{n}} [\alpha \lambda(\Theta)]^{\frac{1}{n}}$$

where Γ denotes the gamma function.

Proof: See the Appendix.

In other words:

$$\theta \in \Theta(\epsilon, \alpha) \Rightarrow U^* \leq U(\theta) + \epsilon + \frac{L}{\sqrt{\pi}} \left[\frac{n}{2} \Gamma\left(\frac{n}{2}\right) \right]^{\frac{1}{n}} [\alpha \lambda(\Theta)]^{\frac{1}{n}}. \quad (4)$$

The result allows us to ensure that, for example, an approximate domain optimizer with value imprecision of ϵ is also an approximate value optimizer with imprecision 2ϵ . To do this, we need to select the residual domain α so that $\frac{L}{\sqrt{\pi}} \left[\frac{n}{2} \Gamma\left(\frac{n}{2}\right) \right]^{\frac{1}{n}} [\alpha \lambda(\Theta)]^{\frac{1}{n}} \leq \epsilon$ hence

$$\alpha \leq \frac{\left[\frac{\epsilon \sqrt{\pi}}{L} \right]^n}{\lambda(\Theta) \left[\frac{n}{2} \Gamma\left(\frac{n}{2}\right) \right]}. \quad (5)$$

To illustrate the above inequality consider the case where the domain Θ is contained in an n -dimensional ball of radius R . Notice that under Assumption 2 the existence of such an R is guaranteed. In this case $\lambda(\Theta) = \frac{2\pi^{\frac{n}{2}}}{n\Gamma(\frac{n}{2})} R^n$. Therefore (5) becomes

$$\alpha \leq \left(\frac{1}{L} \frac{\epsilon}{R} \right)^n. \quad (6)$$

Note that, as n increases, α has to decrease to zero rapidly to ensure the required imprecision of the approximate value optimizer. In this case, α needs to decrease to zero as ϵ^n .

3 Optimization with MCMC: finite time guarantees

In simulated annealing, a random search for global optimizers is carried out based on generating samples by simulating an inhomogeneous Markov chain. In the original formulation of the method [2], the state of the chain evolves according to the Metropolis-Hastings algorithm in order to simulate the Boltzmann distribution of thermodynamic equilibrium, in which the optimization criterion plays the role of the energy. In a so-called ‘cooling’ process, the Boltzmann distribution is simulated for a decreasing sequence of temperatures. The target distribution of the cooling process is the limiting Boltzmann distribution, for the temperature that tends to zero, which takes non-zero values only on the set of global minimizers [6]. The original formulation of the method was for a finite domain. However, simulated annealing can be generalized straightforwardly to a continuous domain. On a continuous domain, Markov transition kernels in which the distribution of the elements visited by the chain converges to a desired equilibrium distribution can be constructed using the general family of MCMC methods [11].

In this paper it is convenient for us to adopt equilibrium distributions defined by densities proportional to $[U(\theta) + \delta]^J$, where J and δ are strictly positive parameters. We use $\pi(\cdot ; J, \delta)$ to denote an equilibrium distribution,

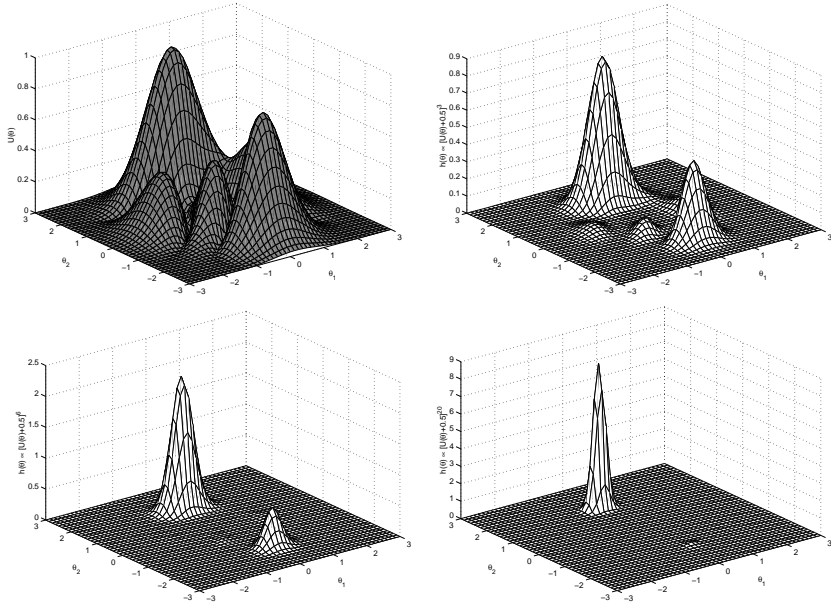


Figure 1: Example of the effect of exponent J . The top left plot shows $U(\theta)$. The remaining plots show densities proportional to $[U(\theta) + \delta]^J$ for $\delta = 0.5$ and $J = 3$ (top right), $J = 6$ (bottom left) and $J = 20$ (bottom right).

i.e. $\pi(d\theta; J, \delta) \propto [U(\theta) + \delta]^J \lambda(d\theta)$. Here, J^{-1} plays the role of the temperature: if the function $[U(\theta) + \delta]$ is taken to a positive power J , then, as J increases (i.e. as J^{-1} decreases), $[U(\theta) + \delta]^J$ becomes increasingly peaked around the global maximizers (Fig. 1). The presence of δ is a technical condition required in the proof of our main result. It is an offset which guarantees that the densities of the equilibrium distributions are always strictly positive, even if U takes zero values on some elements of the domain. The choice of δ in $\pi(\cdot; J, \delta)$ will be discussed later on in this section. In our setting, the counterpart of the ‘zero-temperature’ distribution is the limiting distribution $\pi(\cdot; J, \delta)$ for $J \rightarrow \infty$ denoted by π_∞ . Under some technical conditions, π_∞ is a uniform distribution on the set Θ^* of the global maximizers of U [41].

In Fig. 2, we illustrate two algorithms which implement Markov transition kernels with equilibrium distributions $\pi(\cdot; J, \delta)$. Algorithm I is the ‘classical’ Metropolis-Hastings algorithm for the case in which U is a deterministic criterion. Algorithm II is a suitably modified version of the Metropolis-Hastings algorithm for the case in which U is an expected-value criterion in the form of (2). This latter algorithm was devised by Müller [30, 32] and Doucet et al. [31]. Note that in Algorithms I and II we have not included a cooling process (i.e. the exponent J remains constant throughout the iterations). Notice also that in Algorithm I the state of the chain is $\theta_k \in \Theta$ while in Algorithm II the state of the chain is given by $\theta_k \in \Theta$ and $\{\mathbf{x}_k^{(j)} | j = 1, \dots, J\} \in X^J$. Hence, in the latter case J must be restricted to integer values. In both algorithms, $q_{\tilde{\theta}}(\cdot | \theta_k)$ is the density of the ‘proposal distribution’. In both cases, under weak technical conditions on $q_{\tilde{\theta}}$, the distribution of θ_k converges to the equilibrium distribution $\pi(\cdot; J, \delta)$ as k grows to infinity [11].

In a simulated annealing scheme, one would simulate an inhomogeneous

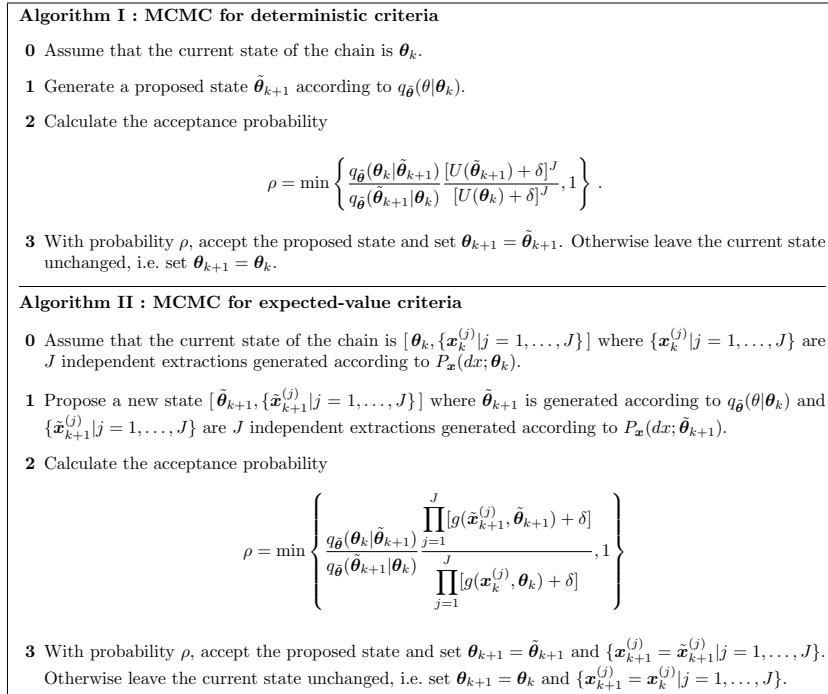


Figure 2: The basic iterations of the Metropolis-Hastings algorithm with equilibrium distributions $\pi(\cdot; J, \delta)$ for the maximization of deterministic and expected-value criteria.

chain in which the Markov transition kernel at the k -th step of the chain has equilibrium distribution $\pi(\cdot; J_k, \delta)$ where $\{J_k\}_{k=1,2,\dots}$ is a suitably chosen ‘cooling schedule’, i.e. a non-decreasing sequence of values for the exponent J , which grows to ∞ and according to which the equilibrium distributions $\pi(\cdot; J_k, \delta)$ become increasingly sharpened. The rationale of simulated annealing is as follows: if the temperature is kept constant, say $J_k = J$, then the distribution of the state of the chain, say P_{θ_k} , tends to the equilibrium distribution $\pi(\cdot; J, \delta)$; if $J \rightarrow \infty$ then the equilibrium distribution $\pi(\cdot; J, \delta)$ tends to the zero-temperature distribution π_∞ ; as a result, if the cooling schedule J_k tends to ∞ , one obtains that P_{θ_k} ‘follows’ $\pi(\cdot; J, \delta)$ and that $\pi(\cdot; J, \delta)$ tends to π_∞ and, eventually, that the distribution of the state of the chain P_{θ_k} tends to π_∞ . The theory shows that, under some technical conditions, the distribution of the state of the chain P_{θ_k} actually converges weakly to the target zero-temperature distribution π_∞ as $k \rightarrow \infty$ [12, 13, 14, 15].

The difficulty which must be overcome in order to obtain finite step results on simulated annealing algorithms on a continuous domain is that usually, in an optimization problem defined over continuous variables, the set of global optimizers Θ^* has zero Lebesgue measure (e.g. a set of isolated points). If Θ^* has zero Lebesgue measure the probability that the state of the chain visits Θ^* is constantly zero after any finite number of steps. Hence, the confidence of the fact that the solution provided by the algorithm in finite time coincides with a global optimizer is also constantly zero. Notice that this is not the case for a finite domain, where the set of global optimizers is of non-null

measure with respect to the reference counting measure [6, 7, 8, 9]. It is instructive to look at the issue in terms of the rate of convergence to the target zero-temperature distribution. On a discrete domain, the distribution of the state of the chain at each step and the zero-temperature distribution are both standard discrete distributions. It is then possible to define a distance between them and study the rate of convergence of this distance to zero. This analysis allows one to obtain results on the finite-time behavior of simulated annealing [6, 7]. On a continuous domain, the standard distance between two distributions is the total variation distance, whose definition is as follows.

Definition 3 *Let μ_1 and μ_2 be two probability measures on $(\Theta, \mathfrak{B}(\Theta))$. The total variation distance between μ_1 and μ_2 is:*

$$\|\mu_1 - \mu_2\|_{TV} = \sup_{A \in \mathfrak{B}(\Theta)} |\mu_1(A) - \mu_2(A)|.$$

In simulated annealing, if the set of global optimizers Θ^* has zero Lebesgue measure, then the target zero-temperature distribution π_∞ ends up being a mixture of probability masses on Θ^* . On the other hand, the distribution of the state of the chain P_{θ_k} is absolutely continuous with respect to the Lebesgue measure (i.e. $\lambda(A) = 0 \Rightarrow P_{\theta_k}(A) = 0$) by construction for any finite k . Hence, if Θ^* has zero Lebesgue measure then it has zero measure also according to P_{θ_k} . The set Θ^* has however measure 1 according to π_∞ . The distance $\|P_{\theta_k} - \pi_\infty\|_{TV}$ is then constantly 1, by construction, for any finite k . In general, on a continuous domain, although the distribution of the state of the chain P_{θ_k} still converges asymptotically to π_∞ , it is not possible to introduce a sensible distance between P_{θ_k} and π_∞ and a rate of convergence to the target distribution cannot even be defined (weak convergence), see [12, Theorem 3.3].

It is worth mentioning that if Θ^* has zero Lebesgue measure then weak convergence to π_∞ can be proven only under the additional assumptions of continuity and differentiability of U ; see [12, Theorem 5.8]. Under some technical conditions, weak convergence to π_∞ implies that, asymptotically, θ_k eventually hits the set of approximate value optimizers $\Theta^*(\epsilon)$, for any $\epsilon > 0$, with probability one. These convergence results have been obtained, for example, in [12, 13, 14, 15, 16]. In more recent works, under stronger assumptions on U , bounds on the expected number of iterations before hitting $\Theta^*(\epsilon)$ [17] or on $P_{\theta_k}(\Theta^*(\epsilon))$ [18] have been obtained. In [18], a short review of existing bounds is proposed, and under some technical conditions, it is proven that for any $\epsilon > 0$ there is a number C_ϵ such that $P_{\theta_k}\{\theta \in \Theta \mid U(\theta) \leq U^* - \epsilon\} \leq C_\epsilon k^{-\frac{1}{3}}(1 + \log k)$. In general, the expressions in these bounds cannot be computed. For example, in the bound reported here, C_ϵ is not known in advance. Hence, existing bounds can be used to assess the asymptotic rate of convergence but not as stopping criteria.

Here we show that finite-time guarantees for stochastic optimization by MCMC methods on continuous domains can be obtained by selecting a distribution $\pi(\cdot; J, \delta)$ with a finite J as the target distribution in place of the

zero-temperature distribution π_∞ . Our definition of approximate domain optimizer given in Section 2 is essential for establishing this result. The definition of approximate domain optimizers carries an important property, which holds regardless of what the criterion U is: if ϵ and α have non-zero values then the set of approximate global optimizers $\Theta(\epsilon, \alpha)$ always has non-zero Lebesgue measure. It follows that the probability that the chain visits the set of approximate domain optimizers can be non-zero. Hence, it is sensible to study the confidence of the fact that the solution found by simulated annealing in finite time is an approximate domain optimizer. The fundamental result is the following theorem which allows one to select in a rigorous way δ and J in the target distribution $\pi(\cdot; J, \delta)$. It is important to stress that the result holds universally for *any* optimization criterion U on a bounded domain. The only minor requirement is that U takes values in $[0, 1]$.

Theorem 2 *Let Assumption 1 hold. Let $\Theta(\epsilon, \alpha)$ be the set of approximate domain optimizers of U with value imprecision ϵ and residual domain α . Let $J \geq 1$ and $\delta > 0$, and consider the distribution $\pi(d\theta; J, \delta) \propto [U(\theta) + \delta]^J \lambda(d\theta)$. Then, for any $\alpha \in (0, 1]$ and $\epsilon \in [0, 1]$, the following inequality holds*

$$\pi(\Theta(\epsilon, \alpha); J, \delta) \geq \frac{1}{1 + \left[\frac{1 + \delta}{\epsilon + 1 + \delta} \right]^J \left[\frac{1}{\alpha} \frac{1 + \delta}{\epsilon + \delta} - 1 \right] \frac{1 + \delta}{\delta}}. \quad (7)$$

Proof: See the Appendix.

The theorem establishes a lower bound on the measure of the set $\Theta(\epsilon, \alpha)$ with respect to a distribution $\pi(\cdot; J, \delta)$ with finite J . Notice that, for given non-zero values of ϵ , α , and δ the right-hand side of (7) can be made arbitrarily close to 1 by choice of J . To obtain some insight on this choice it is instructive to turn the bound of Theorem 2 around to provide a lower bound on J which ensures that $\pi(\Theta(\epsilon, \alpha); J, \delta)$ attains some desired value σ .

Corollary 3 *Let the notation and assumptions of Theorem 2 hold. For any $\alpha \in (0, 1]$, $\epsilon \in (0, 1]$ and $\sigma \in (0, 1)$, if*

$$J \geq \frac{1 + \epsilon + \delta}{\epsilon} \left[\log \frac{\sigma}{1 - \sigma} + \log \frac{1}{\alpha} + 2 \log \frac{1 + \delta}{\delta} \right] \quad (8)$$

then $\pi(\Theta(\epsilon, \alpha); J, \delta) \geq \sigma$.

Proof: See the Appendix.

The importance of the choice of a target distribution $\pi(\cdot; J, \delta)$ with a finite J is that $\pi(\cdot; J, \delta)$ is absolutely continuous with respect to the Lebesgue measure. Hence, the distance $\|P_{\theta_k} - \pi(\cdot; J, \delta)\|_{\text{TV}}$ is a meaningful quantity. Convergence of the Metropolis-Hastings algorithm and MCMC methods in total variation distance is a well studied problem. The theory provides simple conditions under which one derives upper bounds on the distance to the target distribution which are known at each step of the chain and decrease monotonically to zero as the number of steps of the chain grows. If θ_k is

the state of the chain of an MCMC algorithm, such as the ones illustrated in Fig. 2, for the optimization of deterministic and expected-value criteria, then simple conditions on the proposal distribution in the basic iteration of the algorithm allow one to obtain upper bounds on $\|P_{\theta_k} - \pi(\cdot; J, \delta)\|_{TV}$ that decrease geometrically to zero as $k \rightarrow \infty$, without the need for any additional assumption on U [22, 23, 24, 25].

It is then appropriate to introduce the following finite-time result.

Proposition 4 *Let the notation and assumptions of Theorem 2 hold. Assume that J respects the bound of Corollary 3 for given α, ϵ, δ and σ . Let θ_k with distribution P_{θ_k} be the state of the chain of an MCMC algorithm with target distribution $\pi(\cdot; J, \delta)$. Then,*

$$P_{\theta_k}(\Theta(\epsilon, \alpha); J, \delta) \geq \sigma - \|P_{\theta_k} - \pi(\cdot; J, \delta)\|_{TV}.$$

In other words, the statement “ θ_k is an approximate domain optimizer of U with value imprecision ϵ and residual domain α ” can be made with confidence $\sigma - \|P_{\theta_k} - \pi(\cdot; J, \delta)\|_{TV}$.

Proof: The proof follows directly from the definition of the total variation distance.

It follows that if an MCMC algorithm is employed, which converges in total variation distance to a target distribution $\pi(\cdot; J, \delta)$ with a finite J , then one can state with confidence arbitrarily close to 1 that the solution found by the algorithm after the known appropriate finite number of steps is an approximate domain optimizer within the desired levels of approximation. The value σ can be chosen arbitrarily close to 1; while the distance $\|P_{\theta_k} - \pi(\cdot; J, \delta)\|_{TV}$ can be made arbitrarily small by taking the known sufficient number of steps. Some preliminary illustrative examples will be presented in Section 5.

If the optimization criterion is Lipschitz continuous, Theorem 2 can be used together with Theorem 1 to derive a lower bound on the measure of the set of approximate value optimizers with a given imprecision with respect to a distribution $\pi(\cdot; J, \delta)$. In fact one obtains that if J satisfies inequality (8) then $\pi(\Theta^*(2\epsilon); J, \delta) \geq \sigma$ provided that α in (8) satisfies (5). It follows that, if Assumption 2 holds, then results similar to Proposition 4 hold also for the set of approximate value optimizers. In the following proposition we consider the case where the domain Θ is contained in an n -dimensional ball.

Proposition 5 *Let the notation and assumptions of Theorems 1 and 2 hold. In addition, assume that Θ is contained in an n -dimensional ball of radius R . Let θ_k with distribution P_{θ_k} be the state of the chain of an MCMC algorithm with target distribution $\pi(\cdot; J, \delta)$. For given $\epsilon \in (0, 1]$ and $\sigma \in (0, 1)$, if*

$$J \geq \frac{1 + \epsilon + \delta}{\epsilon} \left[\log \frac{\sigma}{1 - \sigma} + n \log \left(\frac{LR}{\epsilon} \right) + 2 \log \frac{1 + \delta}{\delta} \right] \quad (9)$$

then

$$P_{\theta_k}(\Theta^*(2\epsilon); J, \delta) \geq \sigma - \|P_{\theta_k} - \pi(\cdot; J, \delta)\|_{TV}.$$

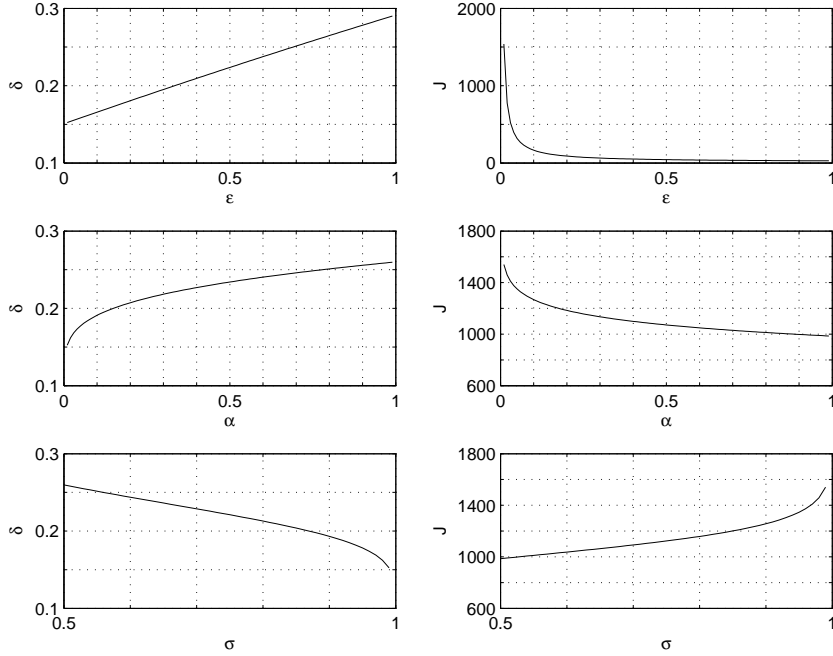


Figure 3: Variation of the optimal δ and of the corresponding J with respect to ϵ , α and σ . Two of the three parameters are kept constant for each figure, set to $\epsilon = 0.01$, $\alpha = 0.01$ and $\sigma = 0.99$.

In other words, the statement “ θ_k is an approximate value optimizer of U with value imprecision 2ϵ ” can be made with confidence $\sigma - \|P_{\theta_k} - \pi(\cdot; J, \delta)\|_{TV}$.

Proof: Inequality (9) is obtained by substituting α with the right-hand side of (6) in (8). Then, the proof follows directly from the definition of the total variation distance.

Also in this case the confidence can be made arbitrarily close to one. Inequality (9) will be used in the following section to compare the computational features of the MCMC approach with those of other existing methods for solving stochastic programming problems.

Finally, Theorem 2 provides a criterion for selecting the parameter δ in $\pi(\cdot; J, \delta)$. For given ϵ and α , there exists an optimal choice of δ which minimizes the value of J required to ensure $\pi(\Theta(\epsilon, \alpha); J, \delta) \geq \sigma$. The advantage of choosing the smallest J , consistent with the required σ , is computational. The exponent J coincides with the number of Monte Carlo simulations of random variable \mathbf{x} which must be done at each step, in Algorithm II, for the optimization of expected-value criteria. The smallest J reduces also the peakedness of $\pi(\cdot; J, \delta)$ and this will decrease the number of steps required to achieve the desired reduction of $\|P_{\theta_k} - \pi(\cdot; J, \delta)\|_{TV}$.

The optimal choice of δ is specified by the following result.

Proposition 6 For fixed $\epsilon > 0$, $\alpha > 0$, and $\sigma \in (0.5, 1)$, the function

$$f(\delta) = \frac{1 + \epsilon + \delta}{\epsilon} \left[\log \frac{\sigma}{1 - \sigma} + \log \frac{1}{\alpha} + 2 \log \frac{1 + \delta}{\delta} \right],$$

i.e. the right hand side of inequality (8), is convex in δ and attains its global minimum at the unique solution (for δ) of the equation

$$\log \frac{1 + \delta}{\delta} + \log \frac{\sqrt{\sigma}}{\sqrt{1 - \sigma}} + \log \frac{1}{\sqrt{\alpha}} = \frac{1 + \epsilon + \delta}{\delta(1 + \delta)}.$$

Proof: See the Appendix.

For example, if $\epsilon = 0.01$, $\alpha = 0.01$ and $\sigma = 0.99$, then one obtains $\delta = 0.15$ and $J = 1540$. Plots of the value of the optimal δ and of the corresponding value of J for different values of ϵ , α and σ are shown in Figure 3. Notice that the result of Proposition 6 holds also for inequality (9) provided that α in the statement of Proposition 6 is replaced by the right hand side of (6).

4 Discussion

In this section we attempt a comparison between the computational features of the MCMC approach with those of other state-of-the-art methods for solving the stochastic programming problem (2) with finite-time performance bounds. Other methods are typically formulated under the assumption that the distribution $P_{\mathbf{x}}(\cdot; \theta)$ does not depend on θ ; for simplicity we use $P_{\mathbf{x}}$ below to reflect this. We stress from the beginning that a direct comparison of the computational complexity of the different methods is not possible at this stage, since the different methods rely on different assumptions, e.g. some methods require solving an additional optimization problem. Moreover, a satisfactory complexity analysis for the MCMC approach is not yet available.

One approach pioneered by A. Shapiro [26, 27] proposes approximating the optimization criterion

$$U(\theta) = \int g(x, \theta) P_{\mathbf{x}}(dx) \tag{10}$$

by generating N independent samples $\mathbf{x}_1, \dots, \mathbf{x}_N$ according to $P_{\mathbf{x}}$, setting

$$\hat{U}(\theta) = \frac{1}{N} \sum_{i=1}^N g(\mathbf{x}_i, \theta)$$

and computing

$$\hat{\theta}_S \in \arg \max_{\theta \in \Theta} \hat{U}(\theta). \tag{11}$$

It is shown in [26, 27] that if $\hat{\theta}_S$ is an approximate value optimizer of \hat{U} with imprecision ϵ then, under weak assumptions, close to our Assumption 2, $\hat{\theta}_S$ is also an approximate value optimizer of U with imprecision 2ϵ with probability at least ρ , provided that

$$N \geq \left(\frac{O(1)LR}{\epsilon} \right)^2 \left[n \log \left(\frac{O(1)LR}{\epsilon} \right) + \log \frac{1}{1 - \rho} \right]. \tag{12}$$

Here $O(1)$ denotes a constant term, R denotes the radius of the set Θ and the probability is measured with respect to the product distribution $P_{\mathbf{x}}^N$ of

the independent samples $\mathbf{x}_1, \dots, \mathbf{x}_N$. Notice that (12) only provides a bound on the number of samples of \mathbf{x} necessary to construct \hat{U} . In particular it does not include the computational cost necessary for solving (11) within ϵ of optimality. It is argued in [27], however, that under convexity assumptions (11) can be solved efficiently, with a computational cost polynomial in n and (empirically linear) in N .

A different approach was proposed by Yu. Nesterov in [28, 29], under the additional assumption that the domain Θ and the criterion U are convex. Once again N independent samples, $\mathbf{x}_1^1, \dots, \mathbf{x}_N^1$, are generated according to $P_{\mathbf{x}}$. This time, however, they are used as inputs to a stochastic sub-gradient algorithm which is executed for N steps giving rise to a guess $\hat{\theta}_1$ for the optimizer. The process is repeated K times, giving rise to K different guesses for the optimizer $\hat{\theta}_1, \dots, \hat{\theta}_K$ and then their average $\hat{\theta}_Y$ is computed. It can be shown that if

$$N \geq \left(\frac{LR}{\epsilon V}\right)^2 \quad \text{and} \quad K \geq \frac{1}{2\epsilon^2} \log \frac{1}{1-\rho}, \quad (13)$$

then $\hat{\theta}_Y$ is an approximate value optimizer with imprecision 2ϵ with probability at least ρ . Here, V is a bound on the difference between the maximum and the minimum of U ($V = 1$ in our case) and the probability is measured with respect to the product distribution $P_{\mathbf{x}}^{NK}$ of the independent random samples of \mathbf{x} . The total effort required to obtain $\hat{\theta}_Y$ is given by the NK required samples of \mathbf{x} plus the computational effort required to compute each sub-gradient.

Finally, M. Vidyasagar [21, 35] proposed a fully randomized algorithm closely related to the one presented in our work. In Vidyasagar's approach one generates N independent samples $\theta_1, \dots, \theta_N$ according to a 'search' distribution P_{θ} , which has support on Θ , and M independent samples $\mathbf{x}_1, \dots, \mathbf{x}_M$ according to $P_{\mathbf{x}}$, and sets

$$\hat{\theta}_V = \arg \min_{i=1, \dots, N} \frac{1}{M} \sum_{j=1}^M g(\mathbf{x}_j, \theta_i). \quad (14)$$

Under minimal assumptions, close to our Assumption 1, it can be shown that if

$$N \geq \frac{\log \frac{2}{1-\rho}}{\log \frac{1}{1-\alpha}} \quad \text{and} \quad M \geq \frac{1}{2\epsilon^2} \log \frac{4N}{1-\rho}, \quad (15)$$

then

$$P_{\theta}\{\theta \in \Theta \mid U(\theta) > U(\hat{\theta}_V) + \epsilon\} \leq \alpha \quad (16)$$

with probability at least ρ . Here the probability is measured with respect to the product distribution $P_{\theta}^N \times P_{\mathbf{x}}^M$ of the independent random samples $\theta_1, \dots, \theta_N, \mathbf{x}_1, \dots, \mathbf{x}_M$. Notice that (16) resembles (3) in our definition of approximate domain optimizer. The difference is that the measure of the set of points which are ϵ better than the candidate optimizer is taken with

	ϵ	ρ or σ	LR	n	problem
Shapiro (12)	$\frac{1}{\epsilon^2} \log \frac{1}{\epsilon}$	$\log \frac{1}{1-\rho}$	$(LR)^2 \log LR$	n	convex
Nesterov (13) [$N \cdot K$]	$\frac{1}{\epsilon^4}$	$\log \frac{1}{1-\rho}$	$(LR)^2$	–	convex
Vidyasagar (17)	$\frac{1}{\epsilon^2} \log \frac{1}{\epsilon}$	$\log \frac{1}{1-\rho}$	$\log LR$	n	general
MCMC (9) [PER ITERATION]	$\frac{1}{\epsilon} \log \frac{1}{\epsilon}$	$\log \frac{1}{1-\sigma}$	$\log LR$	n	general

TABLE I: Growth rates of the number of samples of \mathbf{x} required to obtain an approximate value optimizer with imprecision 2ϵ of U , given by (10), with probability ρ . In the case of MCMC, the entries of the table represent the number of samples of \mathbf{x} required to perform one iteration of the algorithm. Hence, the entries of the last row represent a lower bound, or the ‘base-line’ growth rates, of the total number of required samples and cannot be directly compared with the other elements of the table.

respect to P_{θ} in (16) as opposed to the Lebesgue measure in (3). The total effort necessary to obtain $\hat{\theta}_V$ is equal to N samples according to P_{θ} plus M samples according to $P_{\mathbf{x}}$ plus the computational time needed to solve the optimization problem (14), which is linear in NM . It is shown in [35] that similar (potentially tighter) bounds can be obtained if the family of functions $\{g(\cdot, \theta) \mid \theta \in \Theta\}$ has the Uniform Convergence of Empirical Means (UCEM) property.

We can now make a number of observations. In Table I, we report the growth rates of the total number of samples of \mathbf{x} required by Shapiro’s and Nesterov’s methods as a function of the parameters of the desired optimization accuracy. In the last row of the table, we have included the growth rates of (9) which is a bound on the number of samples of \mathbf{x} which must be generated at each iteration of Algorithm II (which coincides with the exponent J) when the optimization domain is contained in an n -dimensional ball. In this case, the total number of required samples of \mathbf{x} is J times the number of iterations required to achieve the desired reduction of $\|P_{\theta_k} - \pi(\cdot; J, \delta)\|_{\text{TV}}$. Hence, the entries of the last row represent a lower bound, or the ‘base-line’ growth rates, of the total number of required samples in the MCMC approach. In this case, the confidence is $\rho = \sigma - \|P_{\theta_k} - \pi(\cdot; J, \delta)\|_{\text{TV}}$. Hence, since $\sigma > \rho$, it makes sense to consider the growth rate with respect to σ instead of ρ . By comparing (12), (13) and (9) we notice that (9) scales more slowly with respect to ϵ and with respect to the Lipschitz constant L and the radius R than (12) and (13). The growth with respect to ρ or σ is the same in all three cases. Both (9) and (12) exhibit the same linear growth with respect to n while (13) appears not to depend on n . Overall, the comparison reveals that in principle there is scope for obtaining MCMC algorithm which, in terms of numbers of required samples of \mathbf{x} , have a computational cost comparable to those of the other two approaches. In the next section, we will elaborate more on this and present some simple preliminary examples.

In the approach of Vidyasagar, since the distribution P_{θ} is arbitrary (design choice), it is difficult to prove results like Theorem 1, linking (16) with the set of approximate value optimizers, even in the case of Lipschitz criteria. In this respect, notice that, since P_{θ} is used both to sample from Θ and in

(16), one runs the risk of (16) becoming a self-fulfilling prophecy. A myopic search strategy that samples only a small part of the space would be able to fulfill (16) for arbitrarily small ϵ and α , but would leave large parts of Θ with potentially high values of $U(\theta)$ unexplored. If and only if P_{θ} is chosen to be the uniform distribution over Θ then (16) becomes virtually equivalent to (3). The bounds in (15) can be compared directly with (8). For small values of α one obtains that the upper bounds on N and M in (15) grow respectively like

$$\log \frac{2}{1-\rho} \cdot \frac{1}{\alpha} \quad \text{and} \quad \frac{1}{2\epsilon^2} \left[\log \frac{4}{1-\rho} + \log \log \frac{2}{1-\rho} + \log \frac{1}{\alpha} \right].$$

Hence, the bound on J in (8) scales more slowly, as $\frac{1}{\epsilon}$, than the bound on M in (15) with respect to ϵ . Again, a slower growth in (8) is to be expected since the bound on M in (15) includes the total number of required samples of \mathbf{x} while (8) does not. The growth with respect to α and ρ or σ is comparable. In the case that P_{θ} is chosen to be the uniform distribution over Θ , we can also apply Theorem 1 and obtain the number of samples required to obtain an approximate value optimizer when Θ is contained in a ball of radius R . By substituting α with the right-hand side of (6) in (15) and recalling that $\log \frac{1}{1-\alpha} \geq \alpha$ we obtain that if

$$N \geq \left(\frac{LR}{\epsilon} \right)^n \log \frac{2}{1-\rho} \quad \text{and} \quad M \geq \frac{1}{2\epsilon^2} \left[\log \frac{4}{1-\rho} + \log \log \frac{2}{1-\rho} + n \log \frac{LR}{\epsilon} \right] \quad (17)$$

then $\hat{\theta}_V$ is an approximate value optimizer of U with imprecision 2ϵ with probability at least ρ . Notice that now the number of samples on Θ turns out to be exponential in n . For completeness the growth rates of the required number of samples of \mathbf{x} in (17) are also reported in Table I.

In terms of applicability, the MCMC approach and the approach of Vidyasagar apply to very general optimization criteria, provided one is willing to live with approximate domain optimizers. The approach of Shapiro applies only to Lipschitz criteria, even though solving the optimization problem (11) is likely to be generally feasible only under convexity assumptions. Convexity appears to be essential in both Shapiro's and Nesterov's approaches. The MCMC approach can deal with the more general case where $P_{\mathbf{x}}(\cdot; \theta)$ does depend on θ (as in Algorithm II). The approach of Shapiro appears to be fundamentally limited to the case where $P_{\mathbf{x}}$ does not depend on θ . Extending the approaches of Nesterov and Vidyasagar to the case where $P_{\mathbf{x}}(\cdot; \theta)$ depends on θ appears to be conceptually straightforward, even though the theoretical results are only worked out for the case of $P_{\mathbf{x}}$ in the references. In the approach of Vidyasagar, for example, it can be shown that the total number of required samples of \mathbf{x} should grow as NM . Being able to deal with the general case of $P_{\mathbf{x}}(\cdot; \theta)$ is crucial in certain applications including those presented in [37, 38, 39]. Finally, the approach proposed here and the approach of Vidyasagar require one to obtain samples of both $\theta \in \Theta$ and $\mathbf{x} \in X$, whereas the approaches of Shapiro and Nesterov only require samples of $\mathbf{x} \in X$. This may cause additional complication for the former

methods, depending on the shape of Θ . Although, complicated descriptions of Θ are also likely to complicate the optimization problem (11) and the computation of sub-gradients. In this respect, notice that the approach of Vidyasagar strictly requires one to use independent samples of θ whereas the MCMC approach allows one to obtain non-independent samples according to $q_{\tilde{\theta}}(\cdot|\theta_k)$ which is a design choice. In turn, this feature gives one some freedom to adapt the sampling scheme to different applications [11].

5 Convergence: preliminary examples

In this section we present some simple examples which illustrate the statement of Proposition 4. We base these examples on the simplest available result on the convergence of MCMC methods in total variation distance, taken from [24]. In this case, the proposal distribution, denoted by its density $q_{\tilde{\theta}}(\theta|\theta_k)$ in Algorithms I and II, is independent of the current state θ_k .

Theorem 7 ([24]) *Let $P_{\theta_k} : \mathfrak{B}(\Theta) \rightarrow [0, 1]$ be the distribution of the state of the chain in the Metropolis-Hastings algorithm with an independent proposal distribution. Let π denote the target distribution. Let p and q denote respectively the density of π and the density of the proposal distribution and assume that $p(\theta) > 0, \forall \theta \in \Theta$ and $q(\theta) > 0, \forall \theta \in \Theta$. If there exists M such that*

$$p(\theta) \leq Mq(\theta), \quad \forall \theta \in \Theta, \quad (18)$$

then

$$\|\pi - P_{\theta_k}\|_{TV} \leq \left(1 - \frac{1}{M}\right)^k. \quad (19)$$

Proof: See [24, Theorem 2.1], or [11, Theorem 7.8].

Here, we chose $q_{\tilde{\theta}}$ as the uniform distribution over Θ . Sampling using a uniform proposal distribution is a naïve strategy in an MCMC approach. However, it allows us to present some simple illustrative examples where convergence bounds can be derived with a few basic steps. In the following propositions, under the assumptions of Proposition 4, we use Theorem 7 to establish the number of iterations required to obtain $P_{\theta_k}(\Theta(\epsilon, \alpha); J, \delta) \geq \rho$, where ρ is the desired confidence. In the propositions, we introduce one additional parameter, γ , and assume that $\sigma = (1 + \gamma)\rho$ in such a way that $\|P_{\theta_k} - \pi(\cdot; J, \delta)\|_{TV} \leq \gamma\rho \Rightarrow \sigma - \|P_{\theta_k} - \pi(\cdot; J, \delta)\|_{TV} \geq \rho$. Hence, γ determines how much of $P_{\theta_k}(\Theta(\epsilon, \alpha); J, \delta)$ is attributed to the selection of J ($\rho + \gamma\rho$) and how much to the convergence of the Markov chain ($\gamma\rho$).

In some cases the naïve strategy can produce approximate domain optimizers very efficiently. One such case occurs under the assumption that the optimization criterion $U(\theta)$ has a “flat top”, i.e. the set of global optimizers Θ^* has non-zero Lebesgue measure. The same assumption has been used in [12, Theorem 4.2] to obtain the strong convergence of simulated annealing on a continuous domain. In this case, the application of Theorem 7 provides the following result.

Proposition 8 *Let the notation and assumptions of Proposition 4 hold. In particular, assume that θ_k is the state of the chain of the Metropolis-Hastings algorithm with independent uniform proposal distribution. In addition, given $\rho \in (0, 1)$, let $\sigma = (1 + \gamma)\rho$ for some $\gamma \in (0, \frac{1-\rho}{\rho})$. Let Θ^* be the set of global optimizer of U and assume that $\lambda(\Theta^*) \geq \beta\lambda(\Theta)$ for some $\beta \in (0, 1)$. If*

$$k \geq \frac{\log \gamma \rho}{\log(1 - \beta)} \quad (20)$$

then $P_{\theta_k}(\Theta(\epsilon, \alpha); J, \delta) \geq \rho$.

Proof: See the Appendix.

In (20), it is convenient to choose $\gamma \approx \frac{1-\rho}{\rho}$. Hence, the number of iterations grows approximately as $-\log(1 - \rho) = \log(\frac{1}{1-\rho})$ with respect to ρ , and as $-\frac{1}{\log(1-\beta)}$ with respect to β . In this case, the number of iteration turns out to be independent of ϵ and α . However, in Algorithm I these two parameters will enter in the power J to which one needs to raise $U(\tilde{\theta}_{k+1})$ in the calculations. In Algorithm II, for expected value criteria, the total number of required samples of \mathbf{x} is given by Jk . In this case, it can be shown that a nearly optimal choice is $\gamma = \frac{1}{2} \frac{1-\rho}{\rho}$. Hence, using (8) for the case of approximate domain optimization, we obtain that the number of samples of \mathbf{x} grows as $\frac{1}{\epsilon}$ with respect to ϵ , as $\log \frac{1}{\alpha}$ with respect to α and approximately as $(\log \frac{1}{1-\rho})^2$ with respect to ρ . Instead, using (9) for the case of approximate value optimization, since the number of iterations does not depend on ϵ , we obtain that the number of samples of \mathbf{x} has the same growth rates indicated in the last row of Table I except for a growth rate of $(\log \frac{1}{1-\rho})^2$ with respect to ρ .

If the ‘flat top’ condition is not met it can be easily seen that the use of a uniform proposal distribution can lead to an exponential number of iterations. The problem is the implicit dependence of the convergence rate on the exponent J . In the general case, by applying Theorem 7 we obtain the following result.

Proposition 9 *Let the notation and assumptions of Proposition 4 hold. In particular, assume that θ_k is the state of the chain of the Metropolis-Hastings algorithm with independent uniform proposal distribution. In addition, given $\rho \in (0, 1)$, let $\sigma = (1 + \gamma)\rho$ for some $\gamma \in (0, \frac{1-\rho}{\rho})$. If $k \geq (\frac{1+\delta}{\delta})^J \log(\frac{1}{\gamma\rho})$ or, equivalently,*

$$k \geq \left[\frac{(1 + \gamma)\rho}{1 - (1 + \gamma)\rho} \frac{1}{\alpha} \left(\frac{1 + \delta}{\delta} \right)^2 \right]^{\frac{1+\epsilon+\delta}{\epsilon} \log(\frac{1+\delta}{\delta})} \log \frac{1}{\gamma\rho} \quad (21)$$

then $P_{\theta_k}(\Theta(\epsilon, \alpha); J, \delta) \geq \rho$.

Proof: See the Appendix.

Hence, the number of iterations turns out to be exponential in $\frac{1}{\epsilon}$. In Algorithm II, the total number of required extractions of \mathbf{x} grows like Jk , which is also exponential in $\frac{1}{\epsilon}$. Therefore, using Theorem 7 for Algorithms I and II with $q_{\tilde{\theta}}$ as the independent uniform proposal distribution, the only general bounds that we can guarantee are exponential.

5.1 Simulated annealing

In simulated annealing there exists the additional freedom of choosing a cooling schedule. In particular, as mentioned in Section 3, the choice of a cooling schedule is crucial for obtaining asymptotic convergence of $\boldsymbol{\theta}_k$ to a global optimizer. In addition, for certain combinatorial optimization problems on finite domains it has been shown that allowing the value of J to increase along the computation leads to better performance than keeping it constant [42]. The examples considered in the previous subsection correspond to a constant schedule ($J_k = J$). Here we present a preliminary complexity analysis which shows that the introduction of a cooling schedule would eventually lead to efficient algorithms.

Here, we assume that J_k takes integer values starting with $J_1 = 1$ and ending with $J_k = J$, where J is the smallest integer which satisfies either (8) or (9). In the earliest works on simulated annealing, the logarithmic schedule of the type $J_k = \lfloor \log k \rfloor + 1$ was often adopted [12, 13, 16]. Here, we are interested in counting the total number of iterations required to complete the cooling schedule when J is given by (8) or (9). Let K_i denote the number of iterations in which $J_k = i$ for each $i = 1, 2, \dots, J$. Hence, the total number of iterations is $\sum_{i=1}^J K_i$ and, in Algorithm II, the total number of required samples of \boldsymbol{x} would be $\sum_{i=1}^J iK_i$. For the logarithmic schedule $J_k = \lfloor \log k \rfloor + 1$ we have $K_i = \lfloor e^i \rfloor - \lfloor e^{i-1} \rfloor$. Hence we obtain

$$\sum_{i=1}^J K_i = \sum_{i=1}^J \lfloor e^i \rfloor - \lfloor e^{i-1} \rfloor \approx e^J - 1, \quad \sum_{i=1}^J iK_i \approx Je^J - \frac{1 - e^J}{1 - e}.$$

In this case the number of iterations turns out to be exponential in $\frac{1}{\epsilon}$. Hence, a logarithmic schedule is not sufficient to obtain efficient algorithms.

In more recent works [14, 15, 18], the faster algebraic schedule of the type $J_k = \lfloor k^a \rfloor$, with $a > 0$, has been considered. It is shown in [14, 15, 18] that the choice of the faster algebraic schedule requires a sophisticated design of the proposal distribution. For the algebraic schedule $J_k = \lfloor k^a \rfloor$ we have $K_i = \lfloor (i+1)^{\frac{1}{a}} \rfloor - \lfloor i^{\frac{1}{a}} \rfloor$. Hence we obtain

$$\begin{aligned} \sum_{i=1}^J K_i &= \sum_{i=1}^J \lfloor (i+1)^{\frac{1}{a}} \rfloor - \lfloor i^{\frac{1}{a}} \rfloor \approx (J+1)^{\frac{1}{a}} - 1, \\ \sum_{i=1}^J iK_i &\approx J(J+1)^{\frac{1}{a}} - \sum_{i=0}^{J-1} (i+1)^{\frac{1}{a}}. \end{aligned}$$

In this case the number of iterations grows as $J^{\frac{1}{a}}$. Hence, in the case of approximate domain optimization, where J is given by (8), the number of iterations grows as $(\frac{1}{\epsilon})^{\frac{1}{a}}$, $(\log \frac{1}{\alpha})^{\frac{1}{a}}$ and $(\log \frac{1}{1-\sigma})^{\frac{1}{a}}$. In the case of approximate value optimization, where J is given by (9), the number of iterations grows as $(\frac{1}{\epsilon} \log \frac{1}{\epsilon})^{\frac{1}{a}}$, $(\log \frac{1}{1-\sigma})^{\frac{1}{a}}$, $(\log LR)^{\frac{1}{a}}$ and $n^{\frac{1}{a}}$. In Algorithm II, the total number of samples of \boldsymbol{x} is given by the number of iterations multiplied by J . Hence, in the case of approximate domain optimization, it grows as $(\frac{1}{\epsilon})^{1+\frac{1}{a}}$, $(\log \frac{1}{\alpha})^{1+\frac{1}{a}}$

and $(\log \frac{1}{1-\sigma})^{1+\frac{1}{a}}$. In the case of approximate value optimization, it grows as $(\frac{1}{\epsilon} \log \frac{1}{\epsilon})^{1+\frac{1}{a}}$, $(\log \frac{1}{1-\sigma})^{1+\frac{1}{a}}$, $(\log LR)^{1+\frac{1}{a}}$ and $n^{1+\frac{1}{a}}$ (notice that, as a increases, the growth rates approach the entries of the last row of Table I). Hence, an algebraic schedule leads to algorithms with polynomial growth rates.

The convergence analysis of Algorithms I and II with an additional algebraic cooling schedule goes beyond the scope of this paper. Here, we limit ourselves to pointing out that the choice of a target distribution $\pi(\cdot; J, \delta)$ with a finite J implies that the cooling schedule $\{J_k\}_{k=1,2,\dots}$ can be chosen to be a sequence that takes only a finite set of values. Hence, the inhomogeneous Markov chain determined by the cooling schedule can in fact be formed by a finite sequence of homogeneous chains. In turn, this fact should make the study of convergence of P_{θ_k} to $\pi(\cdot; J, \delta)$ in total variation distance easier than the study of asymptotic convergence of P_{θ_k} to the zero-temperature distribution π_∞ .

6 Conclusions

In this paper, we have introduced a novel approach for obtaining rigorous finite-time guarantees on the performance of MCMC algorithms in the optimization of functions of continuous variables. In particular we have established the values of the the temperature parameter in the target distribution which allow one to reach a solution, which is within the desired level of approximation with the desired confidence, in a finite number of steps. Our work was motivated by the MCMC algorithm (Algorithm II), introduced in [30, 31, 32], for solving stochastic optimization problems. On the basis of our results, we were able to obtain the ‘base-line’ computational complexity of the MCMC approach and to perform an initial assessment of the computational complexity of MCMC algorithms. It has been shown that MCMC algorithms with an algebraic cooling schedule would have polynomial complexity bounds comparable with those of other state-of-the-art methods for solving stochastic optimization problems. Conditions for asymptotic convergence of simulated annealing algorithms with an algebraic cooling schedule have already been reported in the literature [14, 15, 18]. Our results enable novel research on the development of efficient MCMC algorithms for the solution of stochastic programming problems with rigorous finite-time guarantees. Finally, we would like to point out that the results presented in this work do not apply to the MCMC approach only but do apply also to other sampling methods which can implement the idea of simulated annealing [43, 44].

ACKNOWLEDGMENTS

Work supported by EPSRC, Grant EP/C014006/1, and by the European Commission under projects HYGEIA FP6-NEST-4995 and iFly FP6-TREN-037180.

LIST OF SYMBOLS

θ	optimization variable	λ	Lebesgue measure
U	optimization criterion	π	target distribution
U^*	$\sup_{\theta \in \Theta} U(\theta)$	π_∞	'zero temperature' distribution
Θ	optimization domain	P_x, P_θ	distributions
Θ^*	set of global optimizers	J	exponent, argument of π
$\Theta(\epsilon, \alpha)$	set of approximate domain optimizers	δ	positive offset, argument of π
$\Theta^*(\epsilon)$	set of approximate value optimizers	σ, γ	positive quantities
n	dimension of θ	ρ	confidence
ϵ	value imprecision	$\ \cdot\ $	2-norm
α	residual domain	$\ \cdot\ _{\text{TV}}$	total variation distance
L	Lipschitz constant	Γ	Gamma function
R	radius of Θ	\log	natural logarithm
g, f	functions		

Appendix

In order to prove Theorem 1 we first need to prove a preliminary technical result.

Lemma 10 *For $A \subseteq \mathbb{R}^n$ and $\theta \in \mathbb{R}^n$ let $d(\theta, A) := \inf_{\theta' \in A} \|\theta - \theta'\|$. Then, for any $\beta \geq 0$*

$$d_\beta^* := \sup_{\substack{A \subseteq \mathbb{R}^n \\ \lambda(A) \leq \beta}} \sup_{\theta \in A} d(\theta, A^c) = \frac{1}{\sqrt{\pi}} \left[\frac{n}{2} \Gamma\left(\frac{n}{2}\right) \right]^{\frac{1}{n}} \beta^{\frac{1}{n}}$$

where A^c denotes the complement of A in \mathbb{R}^n .

In the above Lemma the inner supremum determines the points in the set A whose distance from the complement of A is the largest; loosely speaking the points that lie the furthest from the boundary of A or the deepest in the interior of A . The outer supremum then maximizes this distance over all sets A whose Lebesgue measure is bounded by β .

Proof: We show that the optimizers for the outer supremum are 2-norm balls in \mathbb{R}^n ; then, the inner supremum is achieved by the center of the ball.

Consider any set $A \subseteq \mathbb{R}^n$ with $\lambda(A) \leq \beta$ and let

$$d_A := \sup_{\theta \in A} d(\theta, A^c). \tag{22}$$

Since $\lambda(A) < \infty$, the supremum (22) is achieved by some $\theta_A \in A$. Without loss of generality we can assume that the set A is closed; if not, taking its closure will not affect its Lebesgue measure and will lead to the same value for d_A . Let $B(\theta, d)$ denote the 2-norm ball with center in θ and radius d . Notice that by construction $B(\theta_A, d_A) \subseteq A$ and therefore $\lambda(B(\theta_A, d_A)) \leq \lambda(A) \leq \beta$. Moreover,

$$\sup_{\theta \in B(\theta_A, d_A)} d(\theta, B(\theta_A, d_A)^c) = d_A$$

achieved at the center, θ_A , of the ball. In summary, for any $A \subseteq \mathbb{R}^n$ with $\lambda(A) \leq \beta$ one can find a 2-norm ball of measure at most β which achieves $\sup_{\theta \in A} d(\theta, A^c)$.

Therefore,

$$\begin{aligned}
d_{\beta}^* &:= \sup_{\substack{A \subseteq \mathbb{R}^n \\ \lambda(A) \leq \beta}} \sup_{\theta \in A} d(\theta, A^c) \\
&= \sup_{\substack{(\theta', r) \in \mathbb{R}^n \times \mathbb{R}_+ \\ \lambda(B(\theta', r)) \leq \beta}} \sup_{\theta \in B(\theta', r)} d(\theta, B(\theta', r)^c) \\
&= \sup_{\substack{r \geq 0 \\ \lambda(B(0, r)) \leq \beta}} \sup_{\theta \in B(0, r)} d(\theta, B(0, r)^c) \\
&= \sup_{\substack{r \geq 0 \\ \lambda(B(0, r)) \leq \beta}} r \\
&= \frac{1}{\sqrt{\pi}} \left[\frac{n}{2} \Gamma\left(\frac{n}{2}\right) \right]^{\frac{1}{n}} \beta^{\frac{1}{n}}.
\end{aligned}$$

In the above derivation, the last equality is obtained by recalling that $\lambda(B(\theta, r)) = \frac{2\pi^{\frac{n}{2}}}{n\Gamma(\frac{n}{2})} r^n$. \blacksquare

We are now in a position to prove Theorem 1.

Proof of Theorem 1: Let $\hat{\Theta}(\theta, \epsilon) := \{\theta' \in \Theta \mid U(\theta') > U(\theta) + \epsilon\}$ and recall that by definition

$$\lambda(\hat{\Theta}(\theta, \epsilon)) \leq \alpha \lambda(\Theta).$$

Take any $\tilde{\theta} \in \Theta$. Then either $U(\tilde{\theta}) \leq U(\theta) + \epsilon$ or $\tilde{\theta} \in \hat{\Theta}(\theta, \epsilon)$. In the former case there is nothing to prove. In the latter case, according to Lemma 10, we have:

$$d(\tilde{\theta}, \hat{\Theta}(\theta, \epsilon)^c) \leq \frac{1}{\sqrt{\pi}} \left[\frac{n}{2} \Gamma\left(\frac{n}{2}\right) \right]^{\frac{1}{n}} [\alpha \lambda(\Theta)]^{\frac{1}{n}}.$$

Since Θ is compact and U is continuous, the set $\hat{\Theta}(\theta, \epsilon)^c$ is closed and therefore there exists $\bar{\theta} \in \hat{\Theta}(\theta, \epsilon)^c$ such that

$$\|\tilde{\theta} - \bar{\theta}\| \leq \frac{1}{\sqrt{\pi}} \left[\frac{n}{2} \Gamma\left(\frac{n}{2}\right) \right]^{\frac{1}{n}} [\alpha \lambda(\Theta)]^{\frac{1}{n}}.$$

Moreover, since U is Lipschitz, $|U(\tilde{\theta}) - U(\bar{\theta})| \leq L\|\tilde{\theta} - \bar{\theta}\|$. Since $\bar{\theta} \in \hat{\Theta}(\theta, \epsilon)^c$, we have that $U(\bar{\theta}) \leq U(\theta) + \epsilon$, and therefore

$$U(\tilde{\theta}) \leq U(\theta) + \epsilon + \frac{L}{\sqrt{\pi}} \left[\frac{n}{2} \Gamma\left(\frac{n}{2}\right) \right]^{\frac{1}{n}} [\alpha \lambda(\Theta)]^{\frac{1}{n}}. \quad (23)$$

The claim follows since $\tilde{\theta}$ is arbitrary in Θ and satisfies either $U(\tilde{\theta}) \leq U(\theta) + \epsilon$ or (23). \blacksquare

Proof of Theorem 2: Let $\bar{\alpha} \in (0, 1]$ and $\rho \in (0, 1]$ be given numbers. To simplify the notation, let $U_{\delta}(\theta) := U(\theta) + \delta$ and let π_{δ} be a normalized measure such that $\pi_{\delta}(d\theta) \propto U_{\delta}(\theta)\lambda(d\theta)$, i.e. $\pi_{\delta}(d\theta) := \pi(d\theta; 1, \delta)$. In the first part of the proof we establish a lower bound on

$$\pi(\{\theta \in \Theta \mid \pi_{\delta}\{\theta' \in \Theta \mid \rho U_{\delta}(\theta') > U_{\delta}(\theta)\} \leq \bar{\alpha}\}; J, \delta).$$

Let $y_{\bar{\alpha}} := \inf\{y \mid \pi_{\delta}\{\theta \in \Theta \mid U_{\delta}(\theta) \leq y\} \geq 1 - \bar{\alpha}\}$. To start with we show that the set $\{\theta \in \Theta \mid \pi_{\delta}\{\theta' \in \Theta \mid \rho U_{\delta}(\theta') > U_{\delta}(\theta)\} \leq \bar{\alpha}\}$ coincides with $\{\theta \in \Theta \mid U_{\delta}(\theta) \geq \rho y_{\bar{\alpha}}\}$. Notice that the quantity $\pi_{\delta}\{\theta \in \Theta \mid U_{\delta}(\theta) \leq y\}$ is a non decreasing right continuous function of y because it has the form of a distribution function (see e.g. [45, p. 162], see also [21, Lemma 11.1]). Therefore we have $\pi_{\delta}\{\theta \in \Theta \mid U_{\delta}(\theta) \leq y_{\bar{\alpha}}\} \geq 1 - \bar{\alpha}$ and

$$y \geq \rho y_{\bar{\alpha}} \Rightarrow \pi_{\delta}\{\theta' \in \Theta \mid \rho U_{\delta}(\theta') \leq y\} \geq 1 - \bar{\alpha} \Rightarrow \pi_{\delta}\{\theta' \in \Theta \mid \rho U_{\delta}(\theta') > y\} \leq \bar{\alpha}.$$

Moreover,

$$y < \rho y_{\bar{\alpha}} \Rightarrow \pi_{\delta}\{\theta' \in \Theta \mid \rho U_{\delta}(\theta') \leq y\} < 1 - \bar{\alpha} \Rightarrow \pi_{\delta}\{\theta' \in \Theta \mid \rho U_{\delta}(\theta') > y\} > \bar{\alpha}$$

and taking the contrapositive one obtains

$$\pi_{\delta}\{\theta' \in \Theta \mid \rho U_{\delta}(\theta') > y\} \leq \bar{\alpha} \quad \Rightarrow \quad y \geq \rho y_{\bar{\alpha}}.$$

Therefore $\{\theta \in \Theta \mid U_{\delta}(\theta) \geq \rho y_{\bar{\alpha}}\} = \{\theta \in \Theta \mid \pi_{\delta}\{\theta' \in \Theta \mid \rho U_{\delta}(\theta') > U_{\delta}(\theta)\} \leq \bar{\alpha}\}$.

We now derive a lower bound on $\pi(\{\theta \in \Theta \mid U_{\delta}(\theta) \geq \rho y_{\bar{\alpha}}\}; J, \delta)$. Let us introduce the notation $A_{\bar{\alpha}} := \{\theta \in \Theta \mid U_{\delta}(\theta) < y_{\bar{\alpha}}\}$, $\bar{A}_{\bar{\alpha}} := \{\theta \in \Theta \mid U_{\delta}(\theta) \geq y_{\bar{\alpha}}\}$, $B_{\bar{\alpha}, \rho} := \{\theta \in \Theta \mid U_{\delta}(\theta) < \rho y_{\bar{\alpha}}\}$ and $\bar{B}_{\bar{\alpha}, \rho} := \{\theta \in \Theta \mid U_{\delta}(\theta) \geq \rho y_{\bar{\alpha}}\}$. Notice that $B_{\bar{\alpha}, \rho} \subseteq A_{\bar{\alpha}}$ and $\bar{A}_{\bar{\alpha}} \subseteq \bar{B}_{\bar{\alpha}, \rho}$. The quantity $\pi_{\delta}\{\theta \in \Theta \mid U_{\delta}(\theta) < y\}$ as a function of y is the left continuous version of $\pi_{\delta}\{\theta \in \Theta \mid U_{\delta}(\theta) \leq y\}$ [45, p. 162]. Hence, the definition of $y_{\bar{\alpha}}$ implies $\pi_{\delta}(A_{\bar{\alpha}}) \leq 1 - \bar{\alpha}$ and $\pi_{\delta}(\bar{A}_{\bar{\alpha}}) \geq \bar{\alpha}$. Notice that

$$\begin{aligned} \pi_{\delta}(A_{\bar{\alpha}}) \leq 1 - \bar{\alpha} &\Rightarrow \frac{\delta \lambda(A_{\bar{\alpha}})}{\left[\int_{\Theta} U_{\delta}(\theta) \lambda(d\theta)\right]} \leq 1 - \bar{\alpha} && \text{because } U(\theta) \geq 0 \forall \theta, \\ \pi_{\delta}(\bar{A}_{\bar{\alpha}}) \geq \bar{\alpha} &\Rightarrow \frac{(1 + \delta) \lambda(\bar{A}_{\bar{\alpha}})}{\left[\int_{\Theta} U_{\delta}(\theta) \lambda(d\theta)\right]} \geq \bar{\alpha} && \text{because } U(\theta) \leq 1 \forall \theta. \end{aligned}$$

Hence, $\lambda(\bar{A}_{\bar{\alpha}}) > 0$ and

$$\frac{\lambda(A_{\bar{\alpha}})}{\lambda(\bar{A}_{\bar{\alpha}})} \leq \frac{1 - \bar{\alpha}}{\bar{\alpha}} \frac{1 + \delta}{\delta}.$$

Notice that $\lambda(\bar{A}_{\bar{\alpha}}) > 0$ implies $\lambda(\bar{B}_{\bar{\alpha}, \rho}) > 0$. We obtain

$$\begin{aligned} \pi(\{\theta \in \Theta \mid U_{\delta}(\theta) \geq \rho y_{\bar{\alpha}}\}; J, \delta) &= \pi(\bar{B}_{\bar{\alpha}, \rho}; J, \delta) = \frac{\int_{\bar{B}_{\bar{\alpha}, \rho}} U_{\delta}(\theta)^J \lambda(d\theta)}{\int_{\Theta} U_{\delta}(\theta)^J \lambda(d\theta)} \\ &= \frac{\int_{\bar{B}_{\bar{\alpha}, \rho}} U_{\delta}(\theta)^J \lambda(d\theta)}{\int_{B_{\bar{\alpha}, \rho}} U_{\delta}(\theta)^J \lambda(d\theta) + \int_{\bar{B}_{\bar{\alpha}, \rho}} U_{\delta}(\theta)^J \lambda(d\theta)} \\ &= \frac{1}{1 + \frac{\int_{B_{\bar{\alpha}, \rho}} U_{\delta}(\theta)^J \lambda(d\theta)}{\int_{\bar{B}_{\bar{\alpha}, \rho}} U_{\delta}(\theta)^J \lambda(d\theta)}} \\ &\geq \frac{1}{1 + \frac{\int_{B_{\bar{\alpha}, \rho}} U_{\delta}(\theta)^J \lambda(d\theta)}{\int_{\bar{A}_{\bar{\alpha}}} U_{\delta}(\theta)^J \lambda(d\theta)}} \end{aligned}$$

$$\begin{aligned}
&\geq \frac{1}{1 + \frac{\rho^J y_{\bar{\alpha}}^J \lambda(B_{\bar{\alpha}, \rho})}{y_{\bar{\alpha}}^J \lambda(\bar{A}_{\bar{\alpha}})}} \\
&\geq \frac{1}{1 + \rho^J \frac{\lambda(A_{\bar{\alpha}})}{\lambda(\bar{A}_{\bar{\alpha}})}} \\
&\geq \frac{1}{1 + \rho^J \frac{1 - \bar{\alpha}}{\bar{\alpha}} \frac{1 + \delta}{\delta}}.
\end{aligned}$$

Since $\{\theta \in \Theta \mid U_{\delta}(\theta) \geq \rho y_{\bar{\alpha}}\} = \{\theta \in \Theta \mid \pi_{\delta}\{\theta' \in \Theta \mid \rho U_{\delta}(\theta') > U_{\delta}(\theta)\} \leq \bar{\alpha}$ the first part of the proof is complete.

In the second part of the proof we show that the set $\{\theta \in \Theta \mid \pi_{\delta}\{\theta' \in \Theta \mid \rho U_{\delta}(\theta') > U_{\delta}(\theta)\} \leq \bar{\alpha}\}$ is contained in the set of approximate domain optimizers of U with value imprecision $\tilde{\epsilon} := (\rho^{-1} - 1)(1 + \delta)$ and residual domain $\tilde{\alpha} := \frac{1+\delta}{\tilde{\epsilon}+\delta} \bar{\alpha}$. Hence, we show that

$$\begin{aligned}
&\{\theta \in \Theta \mid \pi_{\delta}\{\theta' \in \Theta \mid \rho U_{\delta}(\theta') > U_{\delta}(\theta)\} \leq \bar{\alpha}\} \subseteq \\
&\quad \{\theta \in \Theta \mid \lambda\{\theta' \in \Theta \mid U(\theta') > U(\theta) + \tilde{\epsilon}\} \leq \tilde{\alpha} \lambda(\Theta)\}.
\end{aligned}$$

We have

$$U(\theta') > U(\theta) + \tilde{\epsilon} \Leftrightarrow \rho U_{\delta}(\theta') > \rho[U_{\delta}(\theta) + \tilde{\epsilon}] \Rightarrow \rho U_{\delta}(\theta') > U_{\delta}(\theta)$$

which is proven by noticing that

$$\rho[U_{\delta}(\theta) + \tilde{\epsilon}] \geq U_{\delta}(\theta) \Leftrightarrow (1 - \rho) \geq U(\theta)(1 - \rho)$$

and $U(\theta) \in [0, 1]$. Hence,

$$\{\theta' \in \Theta \mid \rho U_{\delta}(\theta') > U_{\delta}(\theta)\} \supseteq \{\theta' \in \Theta \mid U(\theta') > U(\theta) + \tilde{\epsilon}\}.$$

Therefore,

$$\pi_{\delta}\{\theta' \in \Theta \mid \rho U_{\delta}(\theta') > U_{\delta}(\theta)\} \leq \bar{\alpha} \Rightarrow \pi_{\delta}\{\theta' \in \Theta \mid U(\theta') > U(\theta) + \tilde{\epsilon}\} \leq \bar{\alpha}.$$

Let $Q_{\theta, \tilde{\epsilon}} := \{\theta' \in \Theta \mid U(\theta') > U(\theta) + \tilde{\epsilon}\}$ and notice that

$$\pi_{\delta}\{\theta' \in \Theta \mid U(\theta') > U(\theta) + \tilde{\epsilon}\} = \frac{\int_{Q_{\theta, \tilde{\epsilon}}} U(\theta') \lambda(d\theta') + \delta \lambda(Q_{\theta, \tilde{\epsilon}})}{\int_{\Theta} U(\theta') \lambda(d\theta') + \delta \lambda(\Theta)}.$$

We obtain

$$\begin{aligned}
\pi_{\delta}\{\theta' \in \Theta \mid U(\theta') > U(\theta) + \tilde{\epsilon}\} \leq \bar{\alpha} &\Rightarrow \tilde{\epsilon} \lambda(Q_{\theta, \tilde{\epsilon}}) + \delta \lambda(Q_{\theta, \tilde{\epsilon}}) \leq \bar{\alpha}(1 + \delta) \lambda(\Theta) \\
&\Rightarrow \lambda\{\theta' \in \Theta \mid U(\theta') > U(\theta) + \tilde{\epsilon}\} \leq \tilde{\alpha} \lambda(\Theta).
\end{aligned}$$

Hence we can conclude that

$$\pi_{\delta}\{\theta' \in \Theta \mid \rho U_{\delta}(\theta') > U_{\delta}(\theta)\} \leq \bar{\alpha} \Rightarrow \lambda\{\theta' \in \Theta \mid U(\theta') > U(\theta) + \tilde{\epsilon}\} \leq \tilde{\alpha} \lambda(\Theta)$$

and the second part of the proof is complete.

We have shown that given $\bar{\alpha} \in (0, 1]$, $\rho \in (0, 1]$, $\tilde{\epsilon} := (\rho^{-1} - 1)(1 + \delta)$ and $\tilde{\alpha} := \frac{1+\delta}{\tilde{\epsilon}+\delta} \bar{\alpha}$, then

$$\pi(\Theta(\tilde{\epsilon}, \tilde{\alpha}); J, \delta) \geq \frac{1}{1 + \rho^J \frac{1 - \bar{\alpha} 1 + \delta}{\bar{\alpha} \delta}} = \frac{1}{1 + \left[\frac{1 + \delta}{\tilde{\epsilon} + 1 + \delta} \right]^J \left[\frac{1}{\tilde{\alpha} \tilde{\epsilon} + \delta} - 1 \right] \frac{1 + \delta}{\delta}}.$$

Notice that $\tilde{\epsilon} \in [0, 1]$ and $\tilde{\alpha} \in (0, 1]$ are linked through a bijective relation to $\rho \in [\frac{1+\delta}{2+\delta}, 1]$ and $\bar{\alpha} \in (0, \frac{\tilde{\epsilon}+\delta}{1+\delta}]$. Hence, the statement of the theorem is eventually obtained by setting the desired $\tilde{\epsilon} = \epsilon$ and $\tilde{\alpha} = \alpha$ in the above inequality. \blacksquare

To prove Corollary 3 we will need the following fact.

Proposition 11 *For all $x > 0$, $y > 1$,*

$$\log \left(\frac{x + y}{y} \right) \geq \frac{x}{x + y}.$$

Proof: Fix an arbitrary $y > 1$. If $x = 0$ then

$$\log \frac{x + y}{y} = 0 = \frac{x}{x + y}.$$

Moreover,

$$\frac{d}{dx} \left(\frac{x}{x + y} \right) = \frac{y}{(x + y)^2} \leq \frac{1}{x + y} = \frac{d}{dx} \left(\log \frac{x + y}{y} \right).$$

Proof of Corollary 3: To make sure that $\pi(\Theta(\epsilon, \alpha); J, \delta) \geq \sigma$ we need to select J such that

$$\frac{1}{1 + \left[\frac{1+\delta}{\epsilon+1+\delta} \right]^J \left[\frac{1}{\alpha \epsilon + \delta} - 1 \right] \frac{1+\delta}{\delta}} \geq \sigma,$$

or, in other words,

$$\left[\frac{\epsilon + 1 + \delta}{1 + \delta} \right]^J \geq \frac{\sigma}{1 - \sigma} \left[\frac{1}{\alpha \epsilon + \delta} - 1 \right] \frac{1 + \delta}{\delta}.$$

It therefore suffices to choose J such that

$$\left[\frac{\epsilon + 1 + \delta}{1 + \delta} \right]^J \geq \frac{\sigma}{1 - \sigma} \frac{1}{\alpha} \left[\frac{1 + \delta}{\delta} \right]^2.$$

Taking logarithms

$$J \log \frac{\epsilon + 1 + \delta}{1 + \delta} \geq \log \frac{\sigma}{1 - \sigma} + \log \frac{1}{\alpha} + 2 \log \frac{1 + \delta}{\delta}.$$

Using the result of Proposition 11 with $x = \epsilon$ and $y = 1 + \delta$ one eventually obtains that it suffices to select J according to inequality (8). \blacksquare

Proof of Proposition 6: Notice that

$$\begin{aligned}\frac{d}{d\delta}f(\delta) &= \frac{1}{\epsilon} \left[\log \frac{\sigma}{1-\sigma} + \log \frac{1}{\alpha} + 2 \log \frac{1+\delta}{\delta} - 2 \frac{1+\epsilon+\delta}{\delta(1+\delta)} \right] \\ \frac{d^2}{d\delta^2}f(\delta) &= 2 \frac{1+\epsilon+\delta+2\epsilon\delta}{\epsilon\delta^2(1+\delta)^2} > 0\end{aligned}$$

and therefore the function $f(\delta)$ is convex in δ . The second equation ensures that if $f(\delta)$ attains a minimum then it is unique. To complete the proof we need to show that the equation

$$\frac{d}{d\delta}f(\delta) = \frac{1}{\epsilon} \left[\log \frac{\sigma}{1-\sigma} + \log \frac{1}{\alpha} + 2 \log \frac{1+\delta}{\delta} - 2 \frac{1+\epsilon+\delta}{\delta(1+\delta)} \right] = 0 \quad (24)$$

always has a solution for $\delta > 0$. To simplify the notation define

$$\begin{aligned}f_1(\delta) &= \log \frac{1+\delta}{\delta} + \log \frac{\sqrt{\sigma}}{\sqrt{1-\sigma}} + \log \frac{1}{\sqrt{\alpha}} \\ f_2(\delta) &= \frac{1+\epsilon+\delta}{\delta(1+\delta)}.\end{aligned}$$

Then (24) simplifies to $f_1(\delta) = f_2(\delta)$. It is easy to see that both f_1 and f_2 are monotone decreasing functions of δ and

$$\lim_{\delta \rightarrow 0} f_1(\delta) = \lim_{\delta \rightarrow 0} f_2(\delta) = \infty,$$

$$\lim_{\delta \rightarrow \infty} f_1(\delta) = \log \frac{\sqrt{\sigma}}{\sqrt{1-\sigma}} + \log \frac{1}{\sqrt{\alpha}} > 0 \text{ for } \sigma \in (0.5, 1), \text{ and } \lim_{\delta \rightarrow \infty} f_2(\delta) = 0.$$

Moreover, as δ tends to 0, $f_1(\delta)$ tends to infinity more slowly than $f_2(\delta)$ ($O(\log(1/\delta))$ instead of $O(1/\delta)$). Therefore the two function have to cross for some $\delta > 0$. Figure 4 demonstrates this fact. \blacksquare

Proof of Proposition 8: Let $p(\cdot; J, \delta)$ denote the density of $\pi(\cdot; J, \delta)$. Consider any $\theta^* \in \Theta^*$. We have:

$$\begin{aligned}p(\theta; J, \delta) &= \frac{[U(\theta) + \delta]^J}{\int_{\theta' \in \Theta} [U(\theta') + \delta]^J \lambda(d\theta')} \\ &\leq \frac{[U(\theta^*) + \delta]^J}{\int_{\theta' \in \Theta} [U(\theta') + \delta]^J \lambda(d\theta')} \\ &= \frac{\int_{\theta' \in \Theta^*} [U(\theta') + \delta]^J \lambda(d\theta')}{\lambda(\Theta^*)} \frac{1}{\int_{\theta' \in \Theta} [U(\theta') + \delta]^J \lambda(d\theta')} \\ &\leq \frac{\int_{\theta' \in \Theta} [U(\theta') + \delta]^J \lambda(d\theta')}{\lambda(\Theta^*)} \frac{1}{\int_{\theta' \in \Theta} [U(\theta') + \delta]^J \lambda(d\theta')} \\ &= \frac{\lambda(\Theta)}{\lambda(\Theta^*)} \frac{1}{\lambda(\Theta)} \\ &\leq \frac{1}{\beta} \frac{1}{\lambda(\Theta)}.\end{aligned}$$

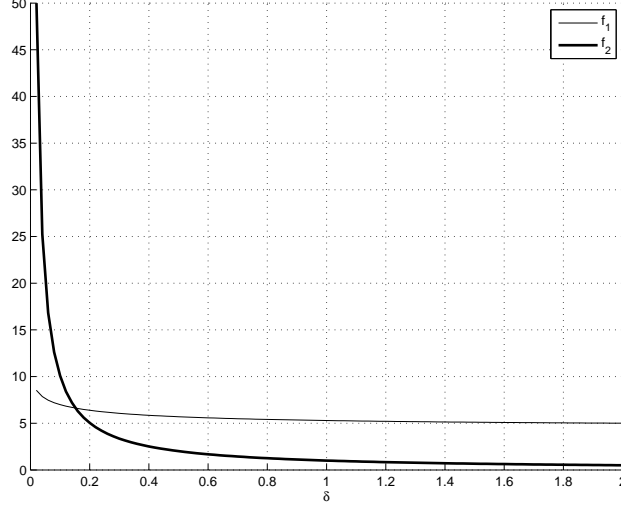


Figure 4: Illustration of a step of the proof of Proposition 6. The plot shows the graphical solution to equation (24) for the case $\epsilon = 0.01$, $\alpha = 0.01$, and $\sigma = 0.99$.

Recall that the independent uniform proposal distribution over Θ has density $q(\theta) = \frac{1}{\lambda(\Theta)}$. Hence, from the above inequality we obtain that $M = \frac{1}{\beta}$ satisfies (18) in the statement of Theorem 7. Therefore, we can write $\|P_{\theta_k} - \pi(\cdot; J, \delta)\|_{\text{TV}} \leq (1 - \beta)^k$. Hence, $(1 - \beta)^k \leq \gamma\rho \Rightarrow P_{\theta_k}(\Theta(\epsilon, \alpha); J, \delta) \geq \rho$, from which (20) is eventually obtained. ■

To prove Proposition 9 we first establish a general fact.

Proposition 12 *Let the notation and assumptions of Theorem 2 hold. Let $p(\cdot; J, \delta)$ denote the density of $\pi(\cdot; J, \delta)$. For all $J \geq \hat{J} \geq 0$ and $\delta > 0$*

$$p(\theta; J, \delta) \leq \left(\frac{1 + \delta}{\delta}\right)^{J - \hat{J}} p(\theta; \hat{J}, \delta), \quad \forall \theta \in \Theta.$$

Proof:

$$\begin{aligned} p(\theta; J, \delta) &= \frac{[U(\theta) + \delta]^J}{\int_{\theta' \in \Theta} [U(\theta') + \delta]^J \lambda(d\theta')} \\ &= \frac{[U(\theta) + \delta]^J}{\int_{\theta' \in \Theta} [U(\theta') + \delta]^J \lambda(d\theta')} \frac{\int_{\theta' \in \Theta} [U(\theta') + \delta]^{\hat{J}} \lambda(d\theta')}{[U(\theta) + \delta]^{\hat{J}}} \frac{[U(\theta) + \delta]^{\hat{J}}}{\int_{\theta' \in \Theta} [U(\theta') + \delta]^{\hat{J}} \lambda(d\theta')} \\ &= [U(\theta) + \delta]^{J - \hat{J}} \frac{\int_{\theta' \in \Theta} [U(\theta') + \delta]^{\hat{J}} \lambda(d\theta')}{\int_{\theta' \in \Theta} [U(\theta') + \delta]^J \lambda(d\theta')} p(\theta; \hat{J}, \delta) \\ &= [U(\theta) + \delta]^{J - \hat{J}} \frac{\int_{\theta' \in \Theta} [U(\theta') + \delta]^{\hat{J}} \lambda(d\theta')}{\int_{\theta' \in \Theta} [U(\theta') + \delta]^{J - \hat{J}} [U(\theta') + \delta]^{\hat{J}} \lambda(d\theta')} p(\theta; \hat{J}, \delta) \\ &\leq (1 + \delta)^{J - \hat{J}} \frac{\int_{\theta' \in \Theta} [U(\theta') + \delta]^{\hat{J}} \lambda(d\theta')}{\delta^{J - \hat{J}} \int_{\theta' \in \Theta} [U(\theta') + \delta]^{\hat{J}} \lambda(d\theta')} p(\theta; \hat{J}, \delta) \end{aligned}$$

$$= \left(\frac{1+\delta}{\delta}\right)^{J-\hat{J}} p(\theta; \hat{J}, \delta).$$

■

Proof of Proposition 9: If we set $\hat{J} = 0$ in Proposition 12 we obtain that

$$M = \left(\frac{1+\delta}{\delta}\right)^J$$

satisfies inequality (18) in the statement of Theorem 7. Hence, we obtain

$$\|P_{\theta_k} - \pi(\cdot; J, \delta)\|_{\text{TV}} \leq \left[1 - \left(\frac{\delta}{1+\delta}\right)^J\right]^k.$$

Hence, it suffices to have

$$\left(\frac{(1+\delta)^J - \delta^J}{(1+\delta)^J}\right)^k \leq \gamma\rho$$

in order to guarantee $\|P_{\theta_k} - \pi(\cdot; J, \delta)\|_{\text{TV}} \leq \gamma\rho$. Taking logarithms this becomes

$$k \log \left(\frac{(1+\delta)^J}{(1+\delta)^J - \delta^J}\right) \geq \log \frac{1}{\gamma\rho}$$

and, by applying Proposition 11 with $x = \delta^J$ and $y = (1+\delta)^J - \delta^J$, we eventually obtain

$$k \geq \left(\frac{1+\delta}{\delta}\right)^J \log \left(\frac{1}{\gamma\rho}\right).$$

Eventually, one obtains (21) by changing the base of the logarithms in the right-hand side of (8) from e to $\frac{1+\delta}{\delta}$, and by substituting J with the so-obtained expression in the right-hand side of the above inequality. ■

References

- [1] D. Achlioptas, A. Naor, and Y. Peres. Rigorous location of phase transitions in hard optimization problems. *Nature*, 435:759–764, 2005.
- [2] S. Kirkpatrick, C. D. Gelatt, and M. P. Vecchi. Optimization by Simulated Annealing. *Science*, 220(4598):671–680, 1983.
- [3] E. Bonomi and J. Lutton. The N -city travelling salesman problem: statistical mechanics and the Metropolis algorithm. *SIAM Rev.*, 26(4):551–568, 1984.
- [4] Y. Fu and P. W. Anderson. Application of statistical mechanics to NP-complete problems in combinatorial optimization. *J. Phys. A: Math. Gen.*, 19(9):1605–1620, 1986.

- [5] M. Mézard, G. Parisi, and R. Zecchina. Analytic and Algorithmic Solution of Random Satisfiability Problems. *Science*, 297:812–815, 2002.
- [6] P. M. J. van Laarhoven and E. H. L. Aarts. *Simulated Annealing: Theory and Applications*. D. Reidel Publishing Company, Dordrecht, Holland, 1987.
- [7] D. Mitra, F. Romeo, and A. Sangiovanni-Vincentelli. Convergence and finite-time behavior of simulated annealing. *Adv. Appl. Prob.*, 18:747–771, 1986.
- [8] B. Hajek. Cooling schedules for optimal annealing. *Math. Oper. Res.*, 13:311–329, 1988.
- [9] J. Hannig, E. K. P. Chong, and S. R. Kulkarni. Relative Frequencies of Generalized Simulated Annealing. *Math. Oper. Res.*, 31(1):199–216, 2006.
- [10] S. Boyd and L. Vandenberghe. *Convex Optimization*. Cambridge University Press, Cambridge, UK, 2004.
- [11] C. P. Robert and G. Casella. *Monte Carlo Statistical Methods*. Springer-Verlag, New York, second edition, 2004.
- [12] H. Haario and E. Saksman. Simulated annealing process in general state space. *Adv. Appl. Prob.*, 23:866–893, 1991.
- [13] S. B. Gelfand and S. K. Mitter. Simulated Annealing Type Algorithms for Multivariate Optimization. *Algorithmica*, 6:419–436, 1991.
- [14] C. Tsallis and D. A. Stariolo. Generalized simulated annealing. *Physica A*, 233:395–406, 1996.
- [15] M. Locatelli. Simulated Annealing Algorithms for Continuous Global Optimization: Convergence Conditions. *J. Optimiz. Theory App.*, 104(1):121–133, 2000.
- [16] C. Andrieu, L.A. Breyer, and A. Doucet. Convergence of simulated annealing using Foster-Lyapunov criteria. *J. App. Prob.*, 38:975–994, 2001.
- [17] M. Locatelli. Convergence and first hitting time of simulated annealing algorithms for continuous global optimization. *Math. Meth. Oper. Res.*, 54:171–199, 2001.
- [18] S. Rubenthaler, T. Rydén, and M. Wiktorsson. Fast simulated annealing in \mathbb{R}^d with an application to maximum likelihood estimation in state-space models. *Stochastic Process. Appl.*, 2008. In Press, Available on line.
- [19] L. Blum, C. Cucker, M. Shub, and S. Smale. *Complexity and Real Computation*. Springer-Verlag, New York, 1998.

- [20] V. N. Vapnik. *The Nature of Statistical Learning Theory*. Cambridge University Press, Springer, New York, US, 1995.
- [21] M. Vidyasagar. *Learning and Generalization: With Application to Neural Networks*. Springer-Verlag, London, second edition, 2003.
- [22] S. P. Meyn and R. L. Tweedie. *Markov Chains and Stochastic Stability*. Springer-Verlag, London, 1993.
- [23] J. S. Rosenthal. Minorization Conditions and Convergence Rates for Markov Chain Monte Carlo. *J. Am. Stat. Assoc.*, 90(430):558–566, 1995.
- [24] K. L. Mengersen and R. L. Tweedie. Rates of convergence of the Hastings and Metropolis algorithm. *Ann. Stat.*, 24(1):101–121, 1996.
- [25] G. O. Roberts and J. S. Rosenthal. General state space Markov chains and MCMC algorithms. *Prob. Surv.*, 1:20–71, 2004.
- [26] A. Shapiro and A. Nemirovski. On complexity of stochastic programming problems. In V. Jeyakumar and A.M. Rubinov, editors, *Continuous Optimization: Current Trends and Modern Applications*, volume 99 of *Applied Optimization*, pages 111–146. Springer-Verlag, 2005.
- [27] A. Shapiro. Stochastic programming approach to optimization under uncertainty. *Math. Program., Ser. B*, 112:183–220, 2008.
- [28] Y. Nesterov. Primal-dual subgradient methods for convex problems. CORE Discussion Paper 2005/67, CORE, 2005.
- [29] Y. Nesterov and J.-Ph. Vial. Confidence level solutions for stochastic programming. CORE Discussion Paper 2000/13, CORE, 2000.
- [30] P. Müller. Simulation based optimal design. In J. O. Berger, J. M. Bernardo, A. P. Dawid, and A. F. M. Smith, editors, *Bayesian Statistics 6: proceedings of the Sixth Valencia International Meeting*, pages 459–474. Oxford: Clarendon Press, 1999.
- [31] A. Doucet, S.J. Godsill, and P. Robert. Marginal maximum a posteriori estimation using Markov chain simulation. *Statist. Comput.*, 12:77–84, 2002.
- [32] P. Müller, B. Sansó, and M. De Iorio. Optimal Bayesian design by Inhomogeneous Markov Chain Simulation. *J. Am. Stat. Assoc.*, 99(467):788–798, 2004.
- [33] A. Lecchini-Visintini, J. Lygeros, and J. M. Maciejowski. Simulated annealing: Rigorous finite-time guarantees for optimization on continuous domains. In J.C. Platt, D. Koller, Y. Singer, and S. Roweis, editors, *Advances in Neural Information Processing Systems 20*. MIT Press, Cambridge, MA, 2008.

- [34] A. Lecchini-Visintini, J. Lygeros, and J. M. Maciejowski. On the approximate domain optimization of deterministic and expected value criteria. In *47th IEEE Conference on Decision and Control, Cancun, Mexico*, 2008.
- [35] M. Vidyasagar. Randomized algorithms for robust controller synthesis using statistical learning theory. *Automatica*, 37(10):1515–1528, 2001.
- [36] D. J. Wales. *Energy Landscapes*. Cambridge University Press, Cambridge, UK, 2003.
- [37] D.J. Spiegelhalter, K.R. Abrams, and J.P. Myles. *Bayesian approaches to clinical trials and health-care evaluation*. John Wiley & Sons, Chichester, UK, 2004.
- [38] A. Lecchini-Visintini, W. Glover, J. Lygeros, and J. M. Maciejowski. Monte Carlo Optimization for Conflict Resolution in Air Traffic Control. *IEEE Trans. Intell. Transp. Syst.*, 7(4):470–482, 2006.
- [39] K. Koutroumpas, E. Cinquemani, and J. Lygeros. Randomized optimization methods in parameter identification for biochemical network models. In *Foundations of Systems Biology in Engineering FOSBE07*, Stuttgart, Germany, September 9-12 2007.
- [40] R. Tempo, G. Calafiore, and F. Dabbene. *Randomized Algorithms for Analysis and Control of Uncertain Systems*. Springer-Verlag, London, 2005.
- [41] C.-R. Hwang. Laplace’s method revisited: Weak convergence of probability measures. *Ann. Prob.*, 8(6):1177–1182, 1980.
- [42] I. Wegener. Simulated annealing beats Metropolis in combinatorial optimization. In L. Caires, G.F. Italiano, L. Monteiro, C. Palamidessi, and M. Yung, editors, *ICALP 2005*, number 3580 in LNCS, pages 589–601. Springer-Verlag, Heidelberg, 2005.
- [43] P. Del Moral and L. Miclo. Annealed Feynman-Kac models. *Commun. Math. Phys.*, 235:191–214, 2003.
- [44] P. Del Moral, A. Doucet, and A. Jasra. Sequential Monte Carlo samplers. *J. R. Statist. Soc. B*, 68(3):411–436, 2006.
- [45] B.V. Gnedenko. *Theory of Probability*. Chelsea, New York, fourth edition, 1968.