

Polaronic memristor strongly coupled to electrodes

A. S. Alexandrov¹ and A. M. Bratkovsky²

¹*Department of Physics, Loughborough University,
Loughborough LE11 3TU, United Kingdom*

²*Hewlett-Packard Laboratories,
1501 Page Mill Road, Palo Alto, California 94304*

Attractive electron correlations due to an electron-vibron interaction (EVI) can overcome the direct Coulomb repulsion of polarons in strongly deformable molecular quantum dots (MQDs). If it realizes, a switching appears in the I-V characteristics of the degenerate nonadiabatic molecular bridges weakly coupled to electrodes providing a route to ultrafast ‘memristors’ (memory-resistors) as the basis for future oscillators, amplifiers, and other important circuit elements. Here, we extend our theory of polaronic memristors to adiabatic MQDs strongly coupled to the leads and show that the degeneracy of MQD (or other multilevel energy structure) along with the polaron-polaron attraction is a necessary ingredient of its switching behavior in the strong-coupling regime as well.

PACS numbers: 63.22.Gh, 62.23.Hj, 73.23.Hk, 71.38.Mx

Different nano-size devices are being proposed and investigated [1, 2, 3] that exhibit some kind of current ‘switching’ behavior [4, 5], ‘negative differential resistance’, and ‘memory’ [6]. There is currently a surge of interest in various systems showing memristor behavior (see, for example [7] and references therein) that can potentially be used for Resistive Random Access Memories (RRAMs). The practical significance of determining a precise microscopic mechanism of such a behavior is difficult to overestimate.

Polarons - electrons strongly coupled with lattice vibrations (phonons or vibrons) - play a key role in the transport and optical properties of many systems of reduced dimensions and dimensionality [8, 9, 10]. They may provide an almost instantaneous switching mechanism [11], when a bistable current state of vibrating nano-circuits appears due to the attractive electron-electron correlations (‘anti-Coulomb blockade’ of the insulating state [12, 13]), if MQD is many-fold degenerate. A mean-field approximation with respect to EVI [14] fails to describe intrinsic molecular switching, so that the exact analytical or numerical solutions of a polaronic transport problem are required [11, 15].

An exact analytical solution of the problem fully accounting for the strong EVI and polaron-polaron correlations in MQD has been found by us in a weak molecular-lead coupling limit, where an inverse lifetime, Γ/\hbar , of a polaron on the dot is small compared with the characteristic vibron frequency, $\Gamma/\hbar \ll \omega_0$ [11] (nonadiabatic regime). Here we extend our theory of polaronic memristors to MQDs strongly coupled with the leads, where $\Gamma/\hbar \gg \omega_0$ (adiabatic regime).

The molecular Hamiltonian includes the Coulomb repulsion, U^C , and the electron-vibron interaction as [11]

$$H_m = \sum_{\mu} \varepsilon_{\mu} \hat{n}_{\mu} + \frac{1}{2} \sum_{\mu \neq \mu'} U_{\mu\mu'}^C \hat{n}_{\mu} \hat{n}_{\mu'} + \sum_{\mu, q} \omega_q \hat{n}_{\mu} (\gamma_{\mu q} d_q + H.c.) + \sum_q \omega_q (d_q^{\dagger} d_q + 1/2). \quad (1)$$

Here ε_{μ} are energy levels of a rigid molecule, $\hat{n}_{\mu} = c_{\mu}^{\dagger} c_{\mu}$ is the molecular occupation number operator, d_q annihilates vibron, ω_q is the vibron frequency, and $\gamma_{\mu q}$ is the EVI constant (q enumerates the vibron modes, and we have taken $\hbar = k_B = 1$ here and below). This Hamiltonian conserves the occupation numbers of molecular states n_{μ} . When the molecule is attached to two (for simplicity symmetric) leads, the complete Hamiltonian $H = H_m + H_l + \sum_{\mu, k} t_{k\mu} c_{\mu}^{\dagger} (a_k + b_k) + H.c.$ includes the hopping to the leads, and the Hamiltonian of the leads $H_l = \sum_k \xi_k (a_k^{\dagger} a_k + b_k^{\dagger} b_k)$, where a_k and b_k annihilate the electron in the left and right electrodes, respectively.

With some conventional assumptions (energy independent width $\Gamma = 2\pi \sum_k t_{k\mu}^2 \delta(E - \xi_k)$ and quasi-equilibrium electron distributions in the leads) the current through MQD is given by the Landauer-type expression (or by the Fermi golden rule) as [11]:

$$I(V) = I_0 \int_{-\infty}^{\infty} dE [f_1(E) - f_2(E)] \rho(E), \quad (2)$$

allowing for a transparent analysis of the essential physics of the switching phenomenon. Here $I_0 = e\Gamma$, $f_{1(2)}(E) = 1/[\exp[\beta(E + \Delta \mp eV/2)/T] + 1]$ is the electron distribution function in left (1) and right (2) metallic leads, respectively,

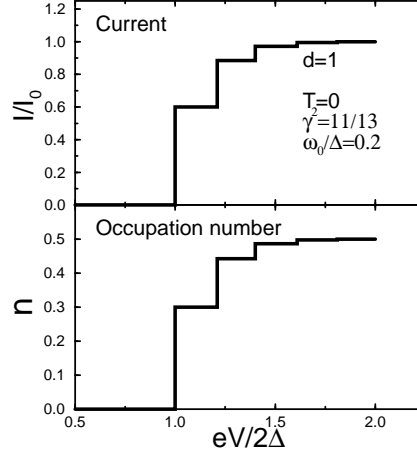


FIG. 1: Current-voltage characteristic of the nondegenerate ($d = 1$) MQD weakly coupled to the leads at $T = 0\text{K}$, $\omega_0/\Delta = 0.2$, and $\gamma^2 = 11/13$. The vibron ladder is clearly seen in the I-V characteristic, but there is no hysteresis.

$\beta = 1/T$ the inverse temperature, Δ the position of the lowest unoccupied molecular level with respect to the Fermi level at $V = 0$, and V the voltage drop across MQD.

The molecular density-of-states (DOS) $\rho(E) = -(1/\pi) \sum_{\mu} \text{Im} G_{\mu}^R(E)$ generally depends on all interactions and molecule-lead hopping integrals as determined by the Fourier component $G_{\mu}^R(E)$ of the retarded Green's function (GF) $G_{\mu}^R(t) = -i\Theta(t) \langle c_{\mu}(t)c_{\mu}^{\dagger} + c_{\mu}^{\dagger}c_{\mu}(t) \rangle$, where $c_{\mu}(t)$ is the Heisenberg annihilation operator. For calculating $\rho(E)$, one can neglect molecule-lead coupling in the weak-coupling regime while keeping all orders of the Coulomb repulsion and EVI by means of the canonical displacement transformation of the molecular Hamiltonian (1). In particular, assuming EVI with a single vibronic mode, $\omega_q = \omega_0$ and the coupling $\gamma_{\mu q} = \gamma$, and constant Coulomb integrals, $U_{\mu\mu'}^C = V_c$, one obtains for a d -fold degenerate single-level dot [11],

$$\begin{aligned} \rho(E) = & \mathcal{Z} d \sum_{r=0}^{d-1} Z_r(n) \sum_{l=0}^{\infty} I_l(\xi) \\ & \times \left[e^{\frac{\beta\omega_0 l}{2}} [(1-n)\delta(E-rU-l\omega_0) + n\delta(E-rU+l\omega_0)] \right. \\ & \left. + (1-\delta_{l0})e^{-\frac{\beta\omega_0 l}{2}} [n\delta(E-rU-l\omega_0) + (1-n)\delta(E-rU+l\omega_0)] \right]. \end{aligned} \quad (3)$$

Here $\mathcal{Z} = \exp[-|\gamma|^2 \coth(\beta\hbar\omega_0/2)]$ accounts for a familiar polaronic renormalization of the hopping integrals, $\xi = |\gamma|^2 / \sinh(\beta\hbar\omega_0/2)$, $I_l(\xi)$ is the modified Bessel function, and δ_{lk} is the Kroneker symbol ($l, k = 0, 1, 2, \dots$), and we have taken the position of the level as zero, $\epsilon_{\mu} = 0$. The resulting polaron-polaron interaction, $U = V_c - 2E_p$, where $E_p = |\gamma|^2\omega_0$ is the polaron level shift, comprises the Coulomb repulsion, V_c , and the vibron-mediated attraction. An important feature of DOS (3) is its nonlinear dependence on the occupation number n of degenerate molecular states owing to the *correlation* side-bands with the spectral weight $Z_r(n) = (d-1)!n^r(1-n)^{d-1-r}/(r!(d-1-r)!)$. The DOS, Eq.(3), contains full information about all possible correlations in transport, in particular, the vibron and correlation side-bands. It is derived by solving the finite system of coupled equations for N -particle Green's functions, as described in Ref. [11].

Equating incoming and outgoing numbers of electrons in MQD per unit time, one obtains the self-consistent equation for the molecular state occupation number n as [11]:

$$2nd = \int dE \rho(E) [f_1(E) + f_2(E)], \quad (4)$$

which automatically satisfies the condition $0 \leq n \leq 1$. In particular, for the *nondegenerate* MQD ($d = 1$) and $T = 0\text{K}$ the result is

$$n = \frac{b_0^+}{2 + b_0^+ - a_0^+}, \quad (5)$$

and

$$\frac{I}{I_0} = \frac{2b_0^- + a_0^- b_0^+ - a_0^+ b_0^-}{2 + b_0^+ - a_0^+}. \quad (6)$$

where $a_0^\pm = \mathcal{Z} \sum_{l=0}^{\infty} (|\gamma|^{2l}/l!) [\Theta(l\omega_0 - \Delta + eV/2) \pm \Theta(l\omega_0 - \Delta - eV/2)]$, and $b_0^\pm = \mathcal{Z} \sum_{l=0}^{\infty} (|\gamma|^{2l}/l!) [\Theta(-l\omega_0 - \Delta + eV/2) \pm \Theta(-l\omega_0 - \Delta - eV/2)]$. Here $\Theta(x) = 1$ if $x > 0$ and zero otherwise. The current is single-valued, Fig. 1, with the familiar ladder due to the phonon side-bands. The double-degenerate level $d = 2$ obviously provides greater number of elementary processes for conductance reflected in a larger number of steps on the phonon ladder in comparison with $d = 1$ case. However, the current remains single-valued showing no switching behavior [10, 11] in the weak molecular-lead coupling regime, contrary to the mean-field approximation (MFA) of Ref. [14], which yields an artificial switching behavior for a non-degenerate level, $d = 1$, in this regime. In fact, the switching appears only in the I-V curves of many-fold degenerate dot when $U < 0$ and the temperature is low enough [12].

We analyze below an effect of a strong molecular-lead coupling $\Gamma \gg \omega_0$ on these results. When EVI is also large ($\gamma \gg 1$), it could not be treated perturbatively, so that one has to sum all diagrams of the perturbation expansion in powers of γ in order to calculate GFs. As suggested in Ref. [16], this can be done with a lowest-order non-equilibrium linked cluster expansion (NLCE) [17], which provides an approximate resummation of the whole series for GFs as:

$$G(t) \equiv \sum_{r=0}^{\infty} \gamma^{2r} W_r(t) \approx G_0(t) \exp[\gamma^2 F(t)]. \quad (7)$$

Here $G_0(t)$ should be calculated without EVI [i.e. with $\gamma_{\mu q} = 0$ in Eq.(1)], while $F(t)$ is found using the lowest (second)-order diagrams $F(t) = G_0^{-1}(t) W_1(t)$.

Calculating zero $G_0(t)$ and second order (in γ) $W_1(t)$ is a textbook exercise for the non-degenerate molecular level. Using equations of motion, $i\dot{c} = t \sum_k (a_k + b_k)$ and $i\dot{a}_k = \xi_k a_k + tc$, $i\dot{b}_k = \xi_k b_k + tc$, one can readily find the Fourier component of the retarded GF of the rigid non-degenerate dot as $G_0^R(E) = (E - i\Gamma)^{-1}$, and a lorentzian zero-order molecular DOS,

$$\rho_0(E) = \frac{1}{\pi} \frac{\Gamma}{E^2 + \Gamma^2}. \quad (8)$$

Substituting Eq.(8) into Eq.(2) yields the current through a rigid bridge as

$$\frac{I^{(0)}}{I_0} = \frac{1}{\pi} \left[\arctan \left(\frac{eV/2 - \Delta}{\Gamma} \right) + \arctan \left(\frac{eV/2 + \Delta}{\Gamma} \right) \right], \quad (9)$$

shown in Fig. 2a at $T = 0K$ for a few inverse lifetimes.

Using the zero-order lesser, $G_0^<(t) \approx in_0 \exp(-\Gamma|t|)$, and greater, $G_0^>(t) \approx -i(1 - n_0) \exp(-\Gamma|t|)$, GFs [16] one can readily calculate the second order contribution $W_1(t)$. Here $n_0 = [f_1(0) + f_2(0)]/2$ is the *zero-order* population of the molecular level. Then applying NLCE, Eq.(7), one gets the retarded GF for the strong molecular-lead coupling, $\Gamma \gg \omega_0$, summing infinite number of EVI diagrams (see for details Ref. [16, 17]), $G^R(E) = (E + 2n_0 E_p - i\Gamma)^{-1}$, and the molecular DOS,

$$\rho(E) = \frac{1}{\pi} \frac{\Gamma}{(E + 2n_0 E_p)^2 + \Gamma^2}. \quad (10)$$

Using Eq.(10) in Eqs.(4),(2), one easily obtains:

$$n = \frac{1}{2\pi} \left[\pi + \arctan \left(\frac{eV/2 - \tilde{\Delta}}{\Gamma} \right) - \arctan \left(\frac{eV/2 + \tilde{\Delta}}{\Gamma} \right) \right], \quad (11)$$

for the molecular-state population and

$$\frac{I}{I_0} = \frac{1}{\pi} \left[\arctan \left(\frac{eV/2 - \tilde{\Delta}}{\Gamma} \right) + \arctan \left(\frac{eV/2 + \tilde{\Delta}}{\Gamma} \right) \right], \quad (12)$$

for the current, respectively, with $\tilde{\Delta} \equiv \Delta - 2n_0 E_p = \Delta - E_p \Theta(eV/2 - \Delta)$ at low temperatures, $T \ll \Gamma$. The level population, Eq.(11), of the non-degenerate dot strongly coupled to the leads, and the current, Eq.(12), Fig. 2b, remain single-valued showing neither switching nor negative differential resistance similar to the weak molecular-lead coupling

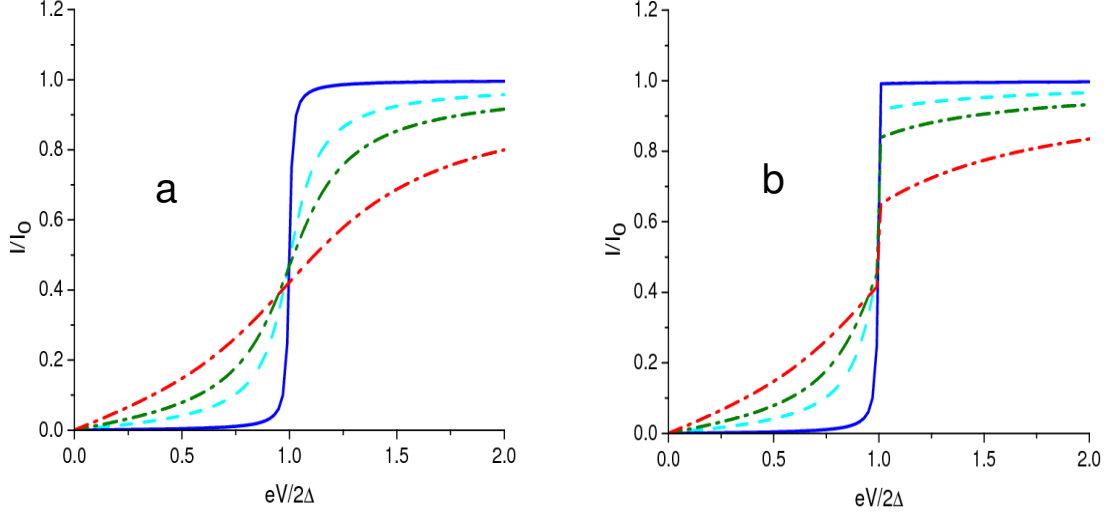


FIG. 2: Current-voltage characteristics of the nondegenerate ($d = 1$) rigid molecular bridge at $T = 0\text{K}$ (a), and of the nondegenerate adiabatic ($\omega_0 \ll \Gamma$) molecular bridge with the polaron level shift $E_p = \Delta/2$ (b) for different couplings to the leads, $\Gamma/\Delta = 0.01$ (the steepest curve), 0.1, 0.2, and 0.5.

regime, Fig. 1. Taking into account the coupling with the leads beyond the second order washes out the vibron ladder in the I-V characteristic, so that the EVI affects the I-V characteristics only marginally when compared with the rigid dot, Fig. 2, in the strong-coupling (adiabatic) regime.

As we have shown earlier [15], the mean-field approximation (MFA) of Ref. [14] replacing the occupation number operator \hat{n} in EVI by the average population n erroneously leads to a non-linear equation for n and a spurious switching of the non-degenerate dot, which has no physical meaning. The authors of Ref. [16] have confirmed our conclusion for the weak molecular-lead coupling, but argued by using NLCE that, surprisingly, their MFA works well in the strong coupling regime, so that the non-degenerate dot is multi-stable contrary to our present result, Fig. 2b. The discrepancy originates in an erroneous replacement of the zero-order occupation n_0 in $G_0^{<,>}(t)$, $G^R(E)$, and as the result in Eq.(10), by the *exact* n leading to double-counting of EVI diagrams in Ref. [16]. In fact, multiple solutions for the steady-state population of the non-degenerate dot found in Ref. [14] and Ref.[16] are artefacts of MFA and mis-application of NLCE, respectively. The physical mechanism of the switching is provided by an attraction of two polarons on a multiply-degenerate MQD [11, 12, 13], which is missing in the non-degenerate ‘polaron model’ of Refs. [14, 16] due to the Pauli exclusion principle.

Treating the polaron-polaron correlations in real multi-level bridges and the molecular-lead coupling at the same level of approximation is a challenging problem, which might require numerical techniques. For instance, the conductance of deformable molecules has been numerically studied in the framework of a two-impurity Anderson model with positive and negative electron-electron interactions and in the two-impurity Anderson-Holstein model with a single phonon mode [18], where the spin and charge Kondo effects can occur simultaneously at any coupling strength. Since the

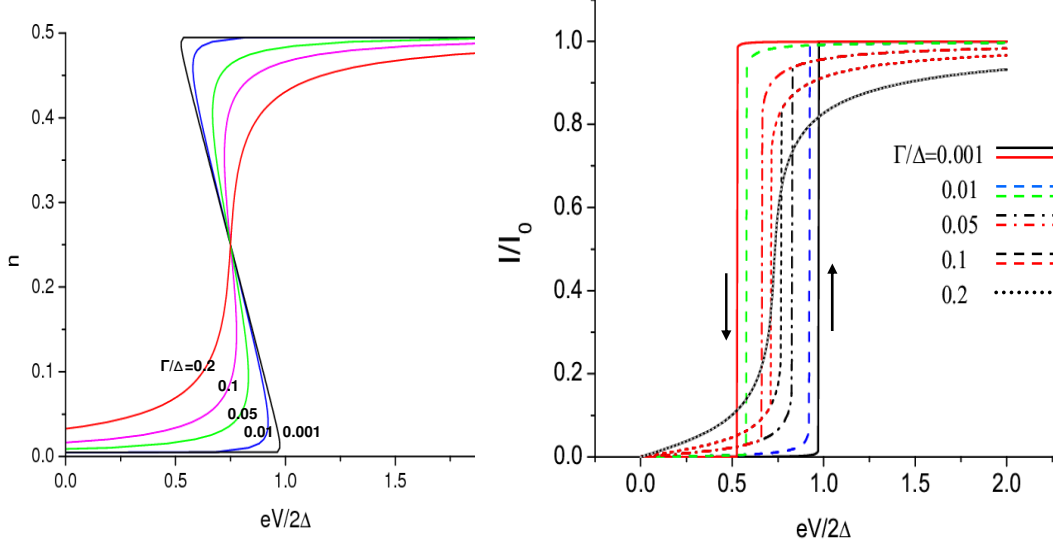


FIG. 3: Steady-state population n and the current I/I_0 of the many-fold degenerate negative- U dot at $T = 0\text{K}$ with different values of the coupling to the leads, and the effective attraction $\tilde{U} = -\Delta/2$.

vibron ladders in I-V curves are washed out by the strong coupling with the leads, Fig. 2b, we consider here an effect of the molecular-lead coupling on the switching in the many-fold degenerate ($d \gg 1$) negative Hubbard U model of Ref. [12] allowing for a simple analytical solution,

$$H_m = \frac{1}{2}U \sum_{\mu \neq \mu'} \hat{n}_\mu \hat{n}_{\mu'} + \sum_k \xi_k (a_k^\dagger a_k + b_k^\dagger b_k) + \sum_{k,\mu} t_{k\mu} (a_k^\dagger + b_k^\dagger) c_\mu + H.c. \quad (13)$$

For the many-fold degenerate dot one can approximate the exact two-body interaction in the Hamiltonian Eq.(13) by a single-particle self-consistent Hartree-type potential as $\frac{1}{2}U \sum_{\mu \neq \mu'} \hat{n}_\mu \hat{n}_{\mu'} \approx U \sum_{\mu \neq \mu'} \hat{n}_\mu n_{\mu'} - \frac{1}{2}U \sum_{\mu \neq \mu'} n_\mu n_{\mu'}$. Then, using equations of motion yields the DOS as in the non-degenerate rigid dot, Eq.(8), but shifted in energy by the attraction potential,

$$\rho(E) = \frac{1}{\pi} \frac{d\Gamma}{[E - U(d-1)n]^2 + \Gamma^2}. \quad (14)$$

From Eq.(4), the molecular state population for $T \ll \Gamma$ is:

$$n = \frac{1}{2\pi} \left[\pi + \arctan \left(\frac{eV/2 - \Delta - 2\tilde{U}n}{\Gamma} \right) - \arctan \left(\frac{eV/2 + \Delta + 2\tilde{U}n}{\Gamma} \right) \right], \quad (15)$$

where $\tilde{U} = U(d-1)/2$.

For $\Gamma = 0$, there are two stable solutions of Eq.(15), $n = 0$ and $n = 0.5$ in the voltage region of bi-stability, $\Delta - |\tilde{U}| < eV/2 < \Delta$, and only one solution, $n = 0.5$ for $eV/2 > \Delta$, and one solution $n = 0$ for $eV/2 < \Delta - |\tilde{U}|$. The coupling with the leads does not destroy the many-fold degenerate memristor as long as Γ is less than some critical value, $\Gamma < \Gamma_c$, which is small compared with Δ , Fig. 3. When $\Gamma \ll \Delta$, one can replace the last arctan in Eq.(15) by $\pi/2$ and resolve this transcendental equation with respect to the bias voltage as $eV/2 \approx \Delta + 2\tilde{U}n - \Gamma \cot(2\pi n)$. The boundary of bi-stability is found from $dV/dn = 0$, which yields the terminal value of the level width $\Gamma_c = |\tilde{U}|/\pi$. The dot population and the current, found from Eq.(2) using Eqs.(14,15) remain double-valued in the voltage region of bi-stability, Fig. 3, where both high-current and low-current branches are stable, while the intermediate branch with $dn/dV < 0$, Fig. 3a, is unstable [12]. Importantly, the coupling narrows the voltage range of the hysteresis loop, but the transition from the low (high)-current branch to the high (low)-current branch remains discontinuous as long as $\Gamma < \Gamma_c$. The Hartree-type approximation of the correlation potential is fully justified by the exact solution of Ref. [12] in the weak molecular-lead coupling regime.

The actual mechanisms of nanocircuit switching are of the highest experimental and theoretical value. Further progress will depend upon understanding of *intrinsic* mechanisms of nano-memristors. Here, we have extended our multi-polaron theory of the *current controlled* switching mechanism to the adiabatic molecular-size bridges with a significant coupling to the leads ($\Gamma \gg \omega_0$). The degenerate (or multilevel) MQD shows the *hysteretic memory*, if the degeneracy of the level (or the number of levels) is large enough, the Coulomb repulsion is over-screened by EVI or by any other attractive mechanism, and the coupling to the leads is below the critical value, Fig. 3. Importantly, the switching *does not exist* in *non*-degenerate molecular dots neither weakly, Fig. 1, nor strongly coupled to the leads, Fig. 2b, contrary to the claims in Refs. [3, 14, 16]. In all cases, bi-stability is destroyed by a very strong coupling to the leads, $\Gamma > \Gamma_c$.

ASA was supported by EPSRC (UK) (grant no. EP/H004483).

-
- [1] *Molecular Electronics: Science and Technology*, edited by A. Aviram and M. Ratner (Ann. N.Y. Acad. Sci., New York, 1998).
 - [2] C. P. Collier *et al.*, Science **285**, 391 (1999); J. Chen *et al.*, Science **286**, 1550 (1999); D. I. Gittins *et al.*, Nature (London) **408**, 677 (2000).
 - [3] M. Galperin, M. A. Ratner, and A. Nitzan, J. Phys.: Condens. Matter **19**, 103201 (2007).
 - [4] Z.J. Donhauser *et al.*, Science **292**, 2303 (2001); Jpn. J. Appl. Phys. **41**, 4871 (2002).
 - [5] D. R. Stewart *et al.*, Nanoletters **4**, 133 (2004); *Molecular Switches*, edited by B. L. Feringa (Wiley-VCH, 2001).
 - [6] R. Waser, and M. Aono, Nat. Mater. **6**, 833 (2007).
 - [7] D. B. Strukov, G. S. Snider, D. R. Stewart, and R. S. Williams, Nature **453**, 80 (2008); J. J. Yang, M. D. Pickett, X. M. Li *et al.* Nature Nanotechnology **3**, 429 (2008); D. Ielmini, C. Cagli, and F. Nardi, Appl. Phys. Lett. **94**, 063511 (2009).
 - [8] J. T. Devreese, in: *Handbook of Semiconductor Nanostructures and Nanodevices*, edited by A.A. Balandin and K.L. Wang (Amer. Sci. Publishers, 2006), **4**, 311.
 - [9] A. S. Alexandrov, in: *Nanotechnology for Electronic Materials and Devices Series: Nanostructure Science and Technology* edited by A. Korkin, E. Gusev, J. K. Labanowski, and S. Luryi, (New York: Springer 2006), 306.
 - [10] A. M. Bratkovsky, in: *Polarons in Advanced Materials* edited A S Alexandrov (Bristol: Canopus/Springer 2007), 623.
 - [11] A. S. Alexandrov and A. M. Bratkovsky, Phys. Rev. B **67**, 235312 (2003).
 - [12] A. S. Alexandrov, A. M. Bratkovsky, and R.S. Williams, Phys. Rev. B **67**, 075301 (2003).
 - [13] V. N. Ermakov, Physica E **8**, 99 (2000).
 - [14] M. Galperin, M.A. Ratner, and A. Nitzan, Nano Lett. **5**, 125 (2005).
 - [15] A. S. Alexandrov and A. M. Bratkovsky, J. Phys.: Condens. Matter **19**, 255203 (2007).
 - [16] M. Galperin, A. Nitzan, and M.A. Ratner, J. Phys.: Condens. Matter **20**, 374107 (2008).
 - [17] P. Kral, Phys. Rev. B **56**, 7293 (1997).
 - [18] R. Zitko and J. Bonca, Phys. Rev. B **74**, 224411 (2006).