

LIGHT HIGGS SEARCHES AT THE LHC USING JET SUBSTRUCTURE

MATHIEU RUBIN

LPTHE, UPMC Univ. Paris 6, CNRS, 4 place Jussieu 75252 Paris CEDEX 05, France

It is widely believed that searching for a light Higgs boson (with a mass around 120 GeV) in the WH and ZH channels, where $H \rightarrow b\bar{b}$, will be very challenging at the LHC. These proceedings describe how this channel can be recovered as a promising search channel at high p_t by using a subjet analysis procedure.

1 Motivation

One of the major goals of the LHC is to discover the Higgs boson, which is the only particle of the Standard Model (SM) that has not been seen yet at colliders. Even if we cannot predict its mass, SM precision electroweak fits seem to favour a low-mass Higgs,² and LEP data excluded a mass below 114 GeV.³ That's why we are going to focus on the search for a light Higgs boson at the LHC, assuming its mass is between 115 GeV and 130 GeV.

Such a search is very difficult because the dominant decay channel into a $b\bar{b}$ pair is swamped by backgrounds. To overcome this issue, experiments usually rely on a combination of several search channels including Higgs decay into $\gamma\gamma$, ZZ^* , and $\tau^+\tau^-$. Unfortunately, to be efficient discovery channels, they need a large integrated luminosity.^{4,5} Therefore, maybe would it be interesting to examine Higgs boson production in association with a W or a Z , where the vector boson decays leptonically, and H decays into $b\bar{b}$? These channels may improve our ability to see a low-mass Higgs boson and they offer an opportunity to measure Higgs couplings with vector bosons and $b\bar{b}$.

2 Problems and high- p_t solution

These channels are important search channels at Tevatron,⁶ but at the LHC they suffer from very large QCD backgrounds, essentially $Wb\bar{b}$, $Zb\bar{b}$ and $t\bar{t}$. The ATLAS study⁷ also highlighted the fact that you need an exquisite control of background shape in order to identify the signal above it.

To get rid of these problems, one possible solution is to look for high- p_t Higgs bosons, $p_t > p_t^{\min}$ where p_t^{\min} is 200 or 300 GeV. Of course, by doing so, we only keep a small fraction of the total VH cross-section ($V = W$ or Z). But there are several compensating advantages: (1) the ratio signal over background is increased because the $Vb\bar{b}$ cross-section falls somewhat more quickly with p_t than VH cross-section, and due to kinematical constraints^a, the $t\bar{t}$ cross-section^b falls even more quickly with p_t ; (2) as V and H are very boosted, they mainly decay in the central region of the detector, and therefore we gain in detector acceptance; (3) the

^a b and \bar{b} from t and \bar{t} decays must be close to each other, see next section

^bmore precisely the part of the $t\bar{t}$ background that looks like the signal

ZH channel where $Z \rightarrow \nu\bar{\nu}$ becomes more easily visible because of the large missing E_T ; (4) backgrounds lose the cut induced shape that was problematic in the ATLAS study.

3 The subjet analysis procedure

As the Higgs boson is very boosted, the b and \bar{b} from its decay are close to each other.^c Therefore, we require 1 high- p_t jet in the event. Once such a jet is identified, a question immediately arises: is it a Higgs jet or a background QCD jet? Of course, this is common problem for LHC analyses and some solutions have already been found in the boosted regime.^{10,11,12} All of them exploit the soft divergence of gluon emission in QCD, which implies that there is a high probability to emit a soft gluon. Therefore, if one measures the energy fraction of a splitting, one can make a guess as to whether a gluon was emitted or not. By doing so, we can reduce a large part of the quark-gluon and gluon-gluon splittings, even if gluon splitting into $q\bar{q}$ remains irreducible with this method.

3.1 The mass drop analysis (MD)

In our study, we use this idea as a first step to suppress as much background as possible in what we call the Mass Drop Analysis. Its goal is to identify the splitting responsible for the large jet mass, while discarding soft emissions. In order to extract the angular scale $R_{b\bar{b}}$ of this splitting (cf note c), we use the Cambridge/Aachen (C/A) algorithm,^{8,9} which is a sequential recombination algorithm like the k_t except that it is ordered in angle rather than in relative transverse momentum. We go back through the clustering history of the highest- p_t jet using the following procedure:

1. Break j into 2 subjets j_1 and j_2 (such that $m_{j_1} > m_{j_2}$) by undoing its last stage of clustering.
2. If $(m_{j_1} < \mu m_j)$ and $\min(p_{t,j_1}^2, p_{t,j_2}^2) \Delta R_{j_1,j_2}^2 > y_{\text{cut}} m_j^2$ then exit the loop.^d
3. Otherwise, redefine j to be equal to j_1 and go back to step 1.

Here, μ and y_{cut} are 2 parameters of this procedure that measure respectively the importance of the mass drop and the hardness of the splitting. In practice, they were chosen as $\mu = \frac{2}{3}$ and $y_{\text{cut}} = 0.09$.

The final jet j that remains after the end of the loop is considered as our Higgs candidate if both j_1 and j_2 are b -tagged.

3.2 The filtering analysis

The MD analysis allows us to reduce the background but is not sufficient for the LHC. Indeed, at the reference p_t scale of 200 or 300 GeV, the angular separation $R_{b\bar{b}}$ is still large (cf note c: $R_{b\bar{b}} \sim 1$) and the Underlying Event (UE), whose effect on the jet mass scales like R^4 ,¹³ will degrade too much the mass resolution (cf figure 1). We thus have to reduce this effect as much as possible, and this is what is done in the filtering analysis, whose procedure is the following: first define $R_{\text{filt}} = \min\left(0.3, \frac{R_{b\bar{b}}}{2}\right)$,^e then cluster the particles that remain after the MD analysis in the Higgs candidate jet (the ‘‘Higgs neighbourhood’’) using C/A algorithm

^c Their angular separation is roughly $R_{b\bar{b}} \simeq \frac{1}{\sqrt{z(1-z)}} \frac{M_H}{p_t}$, where z and $1-z$ are the energy fractions of the b and \bar{b} , M_H and p_t being respectively the mass and the transverse momentum of the Higgs boson

^d $\Delta R_{ij}^2 = (y_i - y_j)^2 + (\phi_i - \phi_j)^2$

^e This choice was motivated by Monte-Carlo studies of a few possible options

with R_{filt} ; and finally take the 3 hardest jets. This last step allows us to keep the major part of the perturbative radiation, which eventually leads to a good mass resolution on our jets (figure 1).

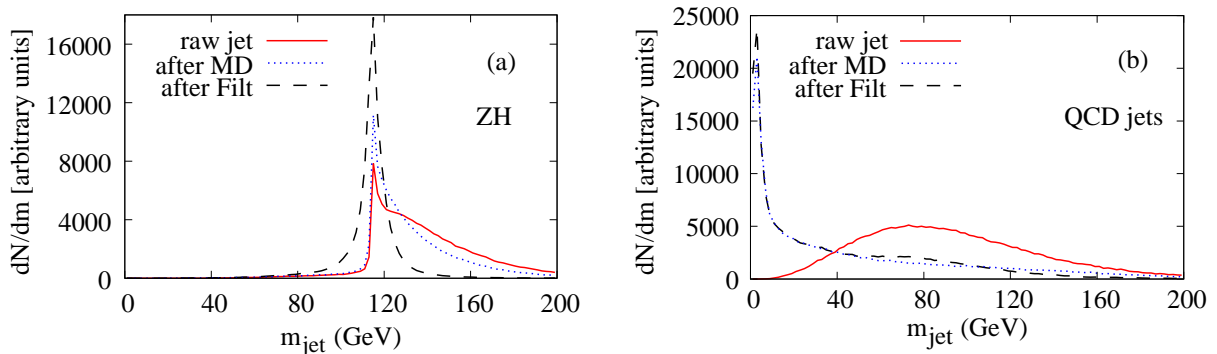


Figure 1: (a) Effect of the subjet analysis procedure on the signal: ZH events with UE were generated using HERWIG^{14,15} and JIMMY¹⁶, with a p_t cut of 200 GeV, and clustered using C/A with $R = 1.2$. We plot the Higgs candidate jet mass distribution before any subjet analysis (solid curve), after MD analysis (dotted curve), and after filtering analysis (dashed curve). (b) The same for the background (QCD jets), where the hardest jet mass distributions are plotted. Notice that the MD analysis essentially reduces the background in the signal region, whereas the filtering analysis improves jet mass resolution for the signal.

4 Event generation and selection

To examine the impact of the subset analysis on a light Higgs boson search at the LHC, we generated signal and background events using HERWIG^{14,15}. We studied 3 different channels, all involving the production of a Higgs boson (decaying into $b\bar{b}$) with a vector boson (decaying leptonically): (1) ZH with $Z \rightarrow l^+l^-$, (2) ZH with $Z \rightarrow \nu\bar{\nu}$, (3) WH with $W \rightarrow l\nu$. For each channel, we generated several kind of backgrounds: WW , WZ , ZZ , Zj , Wj , jj , $t\bar{t}$, single top. We also simulated the UE using JIMMY¹⁶.

The reader is referred to ¹ in order to get all the detailed cuts of our analysis. But the two most important points to keep in mind are the large p_t cut of at least 200 GeV we impose on the Higgs candidate, and the subjet analysis procedure to discriminate against QCD background and improve jet mass resolution.

5 Results at hadron level

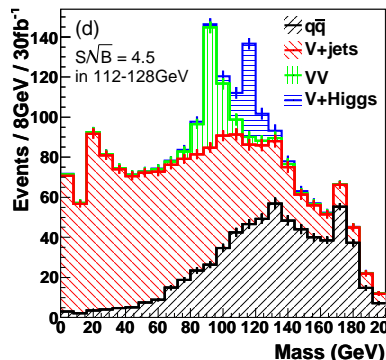


Figure 2: Results for the 3 channels combined, with b -tag/mistag rates = 0.6/0.02

Figure 2 shows our results for a luminosity of 30 fb^{-1} when we combine the 3 channels. The most important backgrounds are from $t\bar{t}$ and Vj . The VZ background can become

problematic only in case of poor experimental mass resolution. On the plot, the Higgs peak is seen with a significance of 4.5σ in a 16 GeV window (112-128 GeV).

Also shown in figure 3 are the results for different b -tag/mistag rates and for different Higgs masses. Most scenarios are above 3σ , but to be a significant discovery channel, it requires

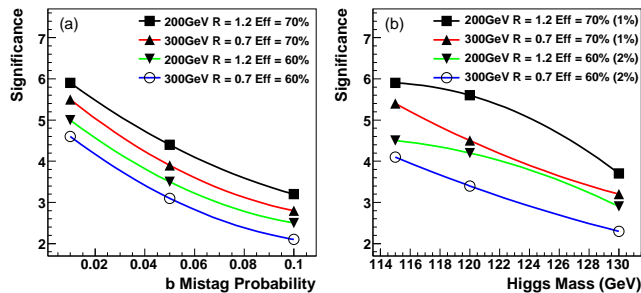


Figure 3: Impact of b -tagging, Higgs mass and p_t cut. In (a) $m_H = 115$ GeV

decent b -tagging, lowish mass Higgs, and good experimental mass resolution.

6 Conclusion

Contrary to what was believed, WH and ZH channels may be promising search channels at the LHC for a low-mass Higgs boson. We carried out a simple analysis that leaves room for improvement, and the significance of 4.5σ that we obtained for 30 fb^{-1} implies that it deserves at least a serious experimental study.^f Moreover, this channel provides very important information on WWH , ZZH and $b\bar{b}H$ couplings.¹⁷

This study exploits a new subjet analysis procedure that allows one to reduce QCD background and improve mass resolution on jets. It is not restricted to Higgs physics, but can also be used to identify for instance a W or a Z , or even new particles, that decay hadronically.

Acknowledgements

I would like to thank Jon Butterworth, Adam Davison, and Gavin Salam for collaboration on this work, and the Moriond organizers for such a nice conference!

References

1. J. M. Butterworth, A. R. Davison, M. Rubin and G. P. Salam, Phys. Rev. Lett. **100**, 242001 (2008)
2. M. W. Grunewald, J. Phys. Conf. Ser. **110** (2008) 042008
3. R. Barate *et al.* [LEP Working Group for Higgs boson searches], Phys. Lett. B **565** (2003) 61
4. G. Aad *et al.* [The ATLAS Collaboration], [arXiv:0901.0512]
5. G. L. Bayatian *et al.* [CMS Collaboration], J. Phys. G **34** (2007) 995.
6. The TEVNPH Working Group [CDF and D0 Collaborations], arXiv:0903.4001 [hep-ex].
7. The ATLAS Collaboration, CERN-LHCC-99-15
8. Y. L. Dokshitzer, G. D. Leder, S. Moretti and B. R. Webber, JHEP **9708** (1997) 001
9. M. Wobisch and T. Wengler, arXiv:hep-ph/9907280.
10. M. H. Seymour, Z. Phys. C **63** (1994) 99.
11. J. M. Butterworth, B. E. Cox and J. R. Forshaw, Phys. Rev. D **65** (2002) 096014

^fIn addition to b -tagging, the effects of pile-up, intrinsic resolution and granularity of the detector have to be taken into account

12. J. M. Butterworth, J. R. Ellis and A. R. Raklev, JHEP **0705** (2007) 033
13. M. Dasgupta, L. Magnea and G. P. Salam, JHEP **0802** (2008) 055
14. G. Corcella *et al.*, arXiv:hep-ph/0210213.
15. G. Corcella *et al.*, JHEP **0101** (2001) 010
16. J. M. Butterworth, J. R. Forshaw and M. H. Seymour, Z. Phys. C **72** (1996) 637
17. R. Lafaye, T. Plehn, M. Rauch, D. Zerwas and M. D'uhrrsen, arXiv:0904.3866 [hep-ph].