

Amplitudes in the Coulomb interference region of pp and p \bar{p} scattering

Anderson Kendi, Erasmo Ferreira and Takeshi Kodama

Instituto de Física, Universidade Federal do Rio de Janeiro

C.P. 68528, Rio de Janeiro 21945-970, RJ, Brazil

Abstract

We discuss the determination of the parameters of the pp and p \bar{p} amplitudes for the description of scattering in the Coulomb interference region. We put emphasis on the possibility that the effective slope observed in the differential cross section is formed by different exponential slopes in the real and imaginary amplitudes (called B_R and B_I). For this purpose we develop a more general treatment of the Coulomb phase. We analyse the differential cross section data in the range from 19 to 1800 GeV with four parameters (σ , ρ , B_I , B_R), and observe that we cannot obtain from the data a unique determination of the parameters. We investigate correlations in pairs of the four quantities, showing ranges leading to the smaller χ^2 values.

In the specific case of p \bar{p} scattering at 541 GeV, we investigate the measurements of event rate dN/dt at low $|t|$ [13] in terms of the Coulomb interference with exponentially decreasing nuclear amplitudes. The analysis allows a determination of the normalization factor connecting the event rate with the absolute cross section.

I. INTRODUCTION

The experiments in the high energy accelerators of Cern and Fermilab in the period from 1960 to 1990 collected data on the differential cross sections $d\sigma/dt$ for the systems pp and $p\bar{p}$ at the center of mass energies $\sqrt{s} = 20 - 1800$ GeV . Along almost 50 years since the beginning of these studies of high energy hadronic scattering, many theoretical models were developed, but the experimental data stopped increasing in quantity or quality, as the accelerators were discontinued. The phenomenology and theoretical treatments of these systems are thus restricted in several aspects.

To study of the dynamics that governs the processes, it is necessary to disentangle the squared moduli of complex quantities that represent the measured quantities in terms of the imaginary and real parts, which are intrinsically combined with the Coulomb contribution.

In the region of small momentum transfers $|t|$, the intense Coulomb amplitude added to the nuclear interaction creates an interference that is observable in the $|t|$ distribution in $d\sigma/dt$. This Coulomb interference region of low $|t|$ values goes typically up to $|t| = 0.01$ GeV², but we show that the form of $d\sigma/dt$ in general can actually be described in terms of simple exponential real and imaginary nuclear amplitudes well beyond this range.

In previous analysis of the pp and $p\bar{p}$ data, the real and imaginary nuclear amplitudes were considered as having the same exponential dependence $\exp(Bt/2)$, where B is the slope of the log plot of $d\sigma/dt$. This simplifying assumption is not adequate, according to dispersion relations [1] and according to the theorem of A. Martin [2] that says that the position of the zero of the real amplitude is close and approaches $t = 0$ as the energy increases. Both results indicate that the slope of the real amplitude should be larger than that of the imaginary one, and in the present work we investigate the description of the Coulomb interference region allowing for different real and imaginary slopes. We review the scattering data in cases where this kind of information can be looked for.

In Sec. II we review the expressions for the observable quantities in the forward region, and obtain the expression of the intervening relative phase for the more general case of different slopes for the real and imaginary amplitudes. In Sec. III we analyse the differential cross sections for the energies in pp and $p\bar{p}$ scattering where

data are more favorable. In Sec. IV we present some remarks and conclusions.

II. LOW $|t|$ REGION AND COULOMB PHASE

A. Description of scattering for small $|t|$

In elastic pp and p \bar{p} collisions, the combined nuclear and coulomb amplitudes is written

$$F^{C+N}(s, t) = F^C(s, t)e^{i\alpha\Phi(s, t)} + F^N(s, t) , \quad (2.1)$$

where F^C is the Coulomb part

$$F^C = (-/+) \frac{2\alpha}{|t|} F_{\text{proton}}^2 \quad (2.2)$$

with the proton electromagnetic form factor

$$F_{\text{proton}} = (0.71/(0.71 + |t|))^2 , \quad (2.3)$$

associated to a relative phase Φ , and F^N is the strong interaction complex amplitude

$$F^N(s, t) = F_R^N(s, t) + i F_I^N(s, t) . \quad (2.4)$$

The phase Φ was initially studied by West and Yennie [4].

In the normalization that we use [3] the differential cross section is written

$$\frac{d\sigma}{dt} = \pi |F^{C+N}(s, t)|^2 = \pi |F^C(s, t)e^{i\alpha\Phi(s, t)} + F_R^N(s, t) + iF_I^N(s, t)|^2 . \quad (2.5)$$

For small angles we can approximate

$$F^N(s, t) \approx F_R^N(s, 0)e^{B_R t/2} + iF_I^N(s, 0)e^{B_I t/2} . \quad (2.6)$$

The slopes B_R and B_I are usually treated as having equal values. In the present work we allow $B_R \neq B_I$.

The parameter

$$\rho = \frac{F_R^N(s, 0)}{F_I^N(s, 0)} , \quad (2.7)$$

the optical theorem

$$\sigma = 4\pi (0.389) \text{ Im } F_I^N(s, 0) , \quad (2.8)$$

and the slopes B_R, B_I are used to parametrize the differential cross section for small $|t|$. In these expressions, σ is in milibarns and the amplitudes F_R, F_I are in GeV^{-2} .

For low $|t|$, eq. (2.6) leads to the approximate form

$$\frac{d\sigma}{dt} = \left| \frac{d\sigma}{dt} \right|_{t=0} e^{Bt}, \quad (2.9)$$

with

$$B = \frac{\rho^2 B_R + B_I}{1 + \rho^2} \quad (2.10)$$

as the usual slope observed in the data of $d\sigma/dt$.

B. The Coulomb phase

Here we derive an expression for the phase appropriate for cases with $B_R \neq B_I$.

The starting point is the expression for the phase obtained by West and Yennie [4]

$$\Phi(s, t) = (-/+)\left[\ln\left(-\frac{t}{s}\right) + \int_{-4p^2}^0 \frac{dt'}{|t' - t|} \left[1 - \frac{F^N(s, t')}{F^N(s, t)} \right] \right], \quad (2.11)$$

where the signs $(-/+)$ are applied to the choices $pp/p\bar{p}$ respectively. The quantity p is the proton momentum in center of mass system, and at high energies $4p^2 \approx s$.

For small $|t|$, assuming that $F^N(s, t')$ keeps the same form for large $|t'|$ (this approximation should not have practical importance for the results), we have

$$\begin{aligned} \frac{F^N(s, t')}{F^N(s, t)} &= \frac{F_R^N(s, 0)e^{B_R t'/2} + i F_I^N(s, 0)e^{B_I t'/2}}{F_R^N(s, 0)e^{B_R t/2} + i F_I^N(s, 0)e^{B_I t/2}} \\ &= \frac{c}{c + i} e^{B_R(t' - t)/2} + \frac{i}{c + i} e^{B_I(t' - t)/2}, \end{aligned} \quad (2.12)$$

where

$$c \equiv \rho e^{(B_R - B_I)t/2}. \quad (2.13)$$

The calculation is explained in detail in the appendix. The integrals that appear in the evaluation of eq. (2.11) are reduced to the form [5]

$$I(B) = \int_{-4p^2}^0 \frac{dt'}{|t' - t|} \left[1 - e^{B(t' - t)/2} \right] \quad (2.14)$$

that is solved in terms of exponential integrals [6] as

$$I(B) = E_1\left[\frac{B}{2}(4p^2 + t)\right] - E_i\left[-\frac{Bt}{2}\right] + \ln\left[\frac{B}{2}(4p^2 + t)\right] - \ln\left[-\frac{Bt}{2}\right] + 2\gamma. \quad (2.15)$$

The real part of the phase is then written

$$\Phi(s, t) = (-/+)\left[\ln\left(-\frac{t}{s}\right) + \frac{1}{c^2 + 1}\left[c^2 I(B_R) + I(B_I)\right]\right], \quad (2.16)$$

and this expression is introduced into eq. (2.5).

III. ANALYSIS OF EXPERIMENTAL DATA

With σ in mb and t in GeV^2 the practical expression for $d\sigma/dt$ in terms of the parameters σ , ρ , B_I and B_R is

$$\frac{d\sigma}{dt} = 0.389 \pi \left[\left[\frac{\rho \sigma e^{B_R t/2}}{0.389 \times 4\pi} + F^C \cos(\Phi) \right]^2 + \left[\frac{\sigma e^{B_I t/2}}{0.389 \times 4\pi} + F^C \sin(\Phi) \right]^2 \right], \quad (3.1)$$

where by Φ we mean the real part given in eq. (2.16), written

$$\Phi = (-/+) \alpha \left[\ln\left(-\frac{t}{s}\right) + Z_R \right], \quad (3.2)$$

where

$$Z_R = \frac{1}{1 + c^2} \left[c^2 I(B_R) + I(B_I) \right], \quad (3.3)$$

with c given in Eq. (2.13).

At high energies and small $|t|$ we simplify

$$4p^2 + t \rightarrow s$$

and then the functional form of $I(B)$ is written

$$I(B) = E_1 \left(\frac{Bs}{2} \right) - E_i \left(-\frac{Bt}{2} \right) + \ln \left(\frac{Bs}{2} \right) - \ln \left(-\frac{Bt}{2} \right) + 2\gamma. \quad (3.4)$$

We have used fitting programs (Cern Minuit-PAW and Numerical Recipes) to obtain correlations for the four parameters (σ, ρ, B_R, B_I), for some values of energy where the data from CERN and Fermilab [7] have more quality and quantity. Below we present these cases.

It is important to remark that the results obtained in the fittings in general depend strongly on the set of data of low $|t|$ selected for the analysis of the Coulomb interference region. This shows that the data accumulated in these experiments are not detailed and regular enough to allow precise determination of the amplitudes in the forward direction.

TABLE I: Forward scattering parameters found in the literature. At 1800 GeV the data values 1800^(a) and 1800^(b) correspond to the experiments E710 and E741 in Fermilab

\sqrt{s} (GeV)	σ (mb)	ρ	$B(\text{GeV}^{-2})$
19.4	38.98 ± 0.04	0.019 ± 0.016	11.74 ± 0.04
23.5	38.94 ± 0.17	0.02 ± 0.05	11.80 ± 0.30
30.7	40.14 ± 0.17	0.042 ± 0.011	12.20 ± 0.30
44.7	41.79 ± 0.16	0.0620 ± 0.011	12.80 ± 0.20
52.8	42.67 ± 0.19	0.078 ± 0.010	12.87 ± 0.14
62.5	43.32 ± 0.23	0.095 ± 0.011	13.02 ± 0.27
541	62.20 ± 1.5	0.135 ± 0.015	15.52 ± 0.07
1800 ^(a)	72.20 ± 2.7	0.140 ± 0.069	16.72 ± 0.44
1800 ^(b)	80.03 ± 2.24	0.15	16.98 ± 0.25

We stress that in this paper we do not intend to give new better values for parameters. Instead, we show that the analysis of the data leads to rather ample possibilities.

The values of forward scattering parameters for pp scattering at Fermilab and Cern ISR energies given in the standard literature are given in Table I. The data at $\sqrt{s} = 19.4$ GeV come from Fermilab, and that at 23.5 - 62.5 GeV are from the Cern ISR, with a review by Amaldi and Schubert [8].

Our determination of the parameters is described below. In Table II we collect our results. It is remarkable that the obtained χ^2 values are very small.

A. pp scattering at $\sqrt{s} = 19.4$ GeV

Considering only Kuznetsov [9] and Schiz [10] measurements, we have a total of 69+134 points at 19.4 GeV. We have fitted the set of the first 61 points from

TABLE II: Forward scattering parameters obtained in our analysis.

\sqrt{s} (GeV)	$\sigma(\text{mb})$	ρ	$B_I(\text{GeV}^{-2})$	$B_R(\text{GeV}^{-2})$	$\beta = B_R/B_I$	χ^2
19.4	40.379 ± 0.069	0.019 (fixed)	14.539 ± 0.262	$B_I, 2B_I$	1, 2	1.299
23.5	39.821 ± 1.479	0.0186 ± 0.0137	14.912 ± 9.246	35.220 ± 177.57	2.36	0.2952
30.7	40.024 ± 0.047	0.027(fixed)	11.784 ± 0.239	$B_I, 2B_I$	1, 2	0.5361
44.7	41.839 ± 0.291	0.0543 ± 0.0037	12.976 ± 0.631	16.132 ± 15.509	1.243	0.6110
52.8	42.576 ± 0.820	0.0799 ± 0.0086	13.414 ± 1.847	14.113 ± 33.684	1.052	0.1138
62.5	43.298 ± 0.159	0.0867 ± 0.0034	13.299 ± 0.358	13.900 ± 10.007	1.045	0.5389

Kuznetsov plus the 12 first ones from Schiz, covering the range

$$0.00066 \leq |t| \leq 0.0395 .$$

According to the information in the Durham Data Basis about this experiment, it is known that fittings that include the points of Kuznetsov lead no negative values of the parameter ρ . We then fix the value $\rho = 0.019$ (taken from Table I) and leave free the other parameters. The results are given in Table II . The data and the solution of fitting are shown if Fig. 1 . It is remarkable that the choices $B_R = B_I$ and $B_R = 2 B_I$ lead to the same χ^2 .

B. pp scattering at $\sqrt{s} = 23.542$ GeV

At 23.542 GeV there are 31 experimental points [11]. In order to obtain smaller values of χ^2 , the fitting was made using the first 17 points, with $|t|$ in the interval

$$0.00037 \leq |t| \leq 0.00395 ,$$

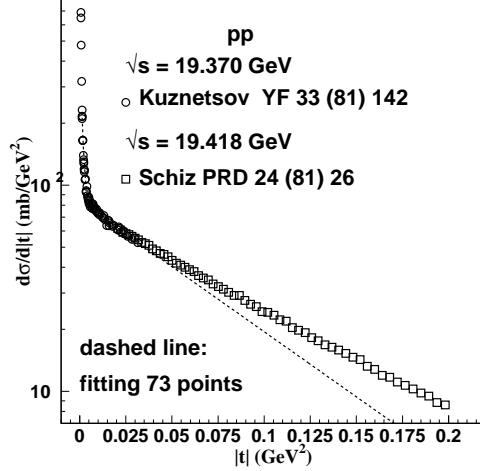
leading to the results given in Table II. The central value obtained for the ratio β is

$$\beta = B_R/B_I = 2.36 .$$

The same value $\chi^2 = 0.2952$ is obtained for any $\beta = B_R/B_I$ in the interval from 1.22 to 4.91 .

The plot of the 31 points together with the line obtained with fitting of 17 points are shown in Fig 2. Correlations between parameters ρ and β are shown in the RHS,

FIG. 1: Data from Kuznetsov (61 points) [9] and Schiz (12 points)[10] are fitted to determine parameters at 19.4 GeV. We fix $\rho = 0.019$ (taken from Table I) because fittings including Kuznetsov's measurements lead to negative value of ρ .

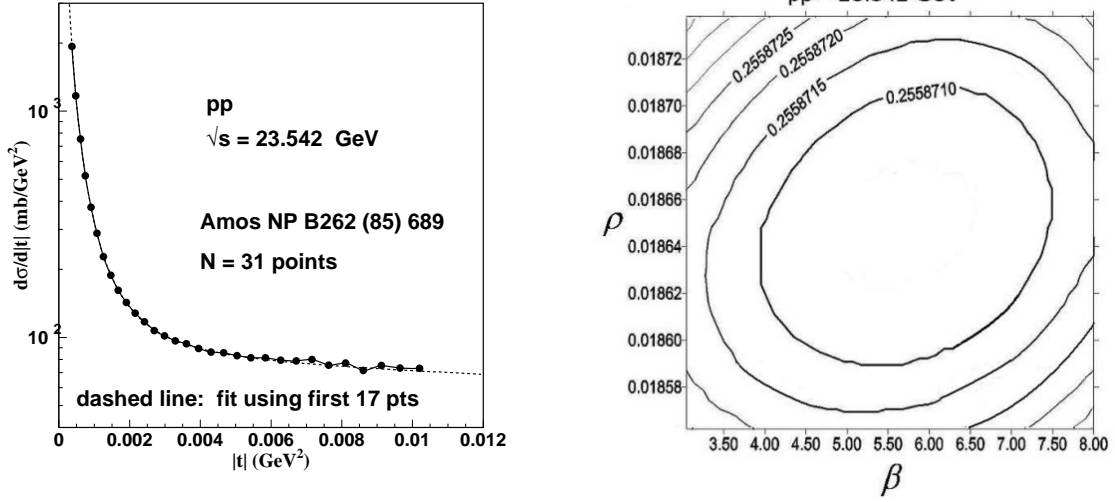


with level curves of χ^2 . This plot is made fixing the values of ρ and β , so that only 2 parameters are free (this explains the relation $0.2952 = 0.25587 \times (17 - 2)/(17 - 4)$ in the values of χ^2). The two different algorithms lead to distinct ranges in β , indicating that the data have poor definition for this quantity.

C. pp scattering at $\sqrt{s} = 30.632$ GeV

Although the data (32 points) of pp scattering at 30.632 GeV [11] look regular, we have difficulties to find values for the parameters, although χ^2 comes out small. The value 0.042 given for ρ in Table I does not seem to be realistic, as our procedure leads to smaller values. With the value $\rho = 0.027$ fixed, the ratio $\beta = B_R/B_I$ can vary in a large interval, keeping the same $\chi^2 = 0.5361$. The data, fitted with Coulomb interference expressions and exponential amplitudes, are shown in Fig. 3 and the parameters are given in Table II.

FIG. 2: Data at 23.542 GeV . The first 17 points are fitted with expressions of Coulomb interference and exponential forms for the amplitudes. The graph in the RHS shows the regions of variation of ρ and $\beta = B_R/B_I$ that correspond to small values of χ^2 while the quantities σ and B_I are free.



D. pp scattering at $\sqrt{s} = 44.699$ GeV

The 230 data points of the experiment at $\sqrt{s} = 44.699$ GeV extending up to $|t| \approx 7$ GeV² are presented in the report by Amaldi and Schubert [8]. The forward part, with 40 points, up to $|t| \approx 0.02$ GeV², is very well fitted by the Coulomb interference formula, as shown in Fig. 4, with $\chi^2 = 0.6110$. The parameters are given in Table II .

Any value of the ratio $\beta = B_R/B_I$ in the range

$$0.601 \leq \frac{B_R}{B_I} \leq 1.667$$

leads to the same value 0.6110 for χ^2 . In Fig. 5 we show the solution for low $|t|$ together with higher $|t|$ data, exhibiting the peculiar behaviour of the amplitudes deviating from the simple exponential dependence. In the plot with all 230 points , the dotted line shows the fitting obtained with the parametrization used in a previous work [12]. The parameters obtained in this case are $\sigma = 42.10$ mb, $\rho = 0.094$, $B_I = 12.22\text{GeV}^{-2}$, and $B_R = 24.43\text{GeV}^{-2}$. It is interesting that the description

FIG. 3: Data at 30.632 GeV . The 32 points are fitted with expressions of Coulomb interference and exponential forms for the amplitudes.

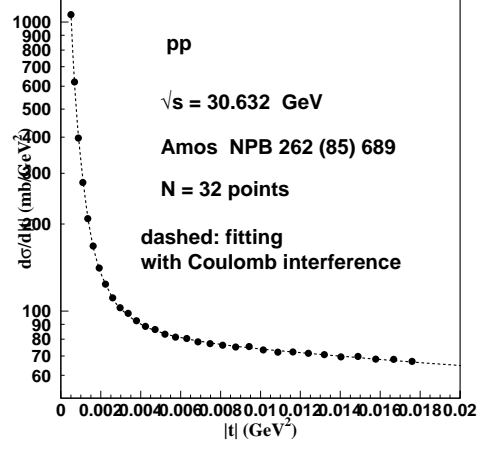


FIG. 4: Fitting of the 40 points with lowest $|t|$ at 44.699 GeV .

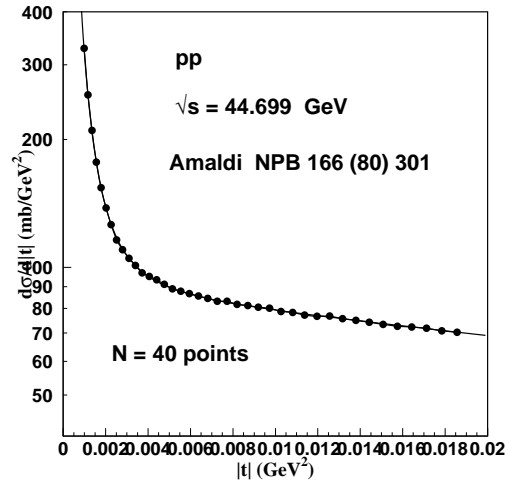
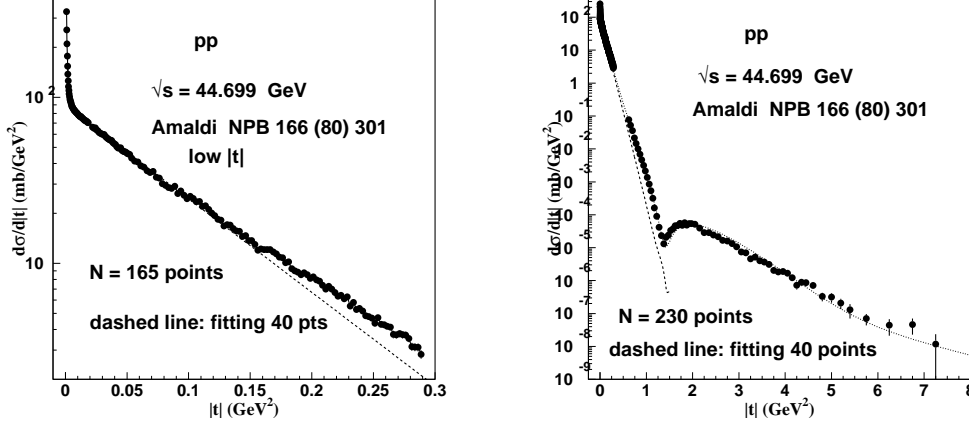


FIG. 5: The extended dashed line representing the fitting at very low $|t|$ is plotted together with measurements at higher $|t|$, at $\sqrt{s} = 44.699$ GeV. The dotted line shows a fitting of the whole set of points [12].



of the whole $|t|$ range leads to a definite indication for $B_R \approx 2 B_I$. Correlations between parameters are shown in Fig 6, with level curves of χ^2 . The two plots show respectively the correlations between ρ and β and between σ and β .

With fixed $B_R/B_I = 2$ we obtain $\chi^2 = 0.6111$, with $\sigma = 41.819 \pm 0.089$, $\rho = 0.0543 \pm 0.0029$, $B_I = 12.943 \pm 0.406$.

E. pp scattering at $\sqrt{s} = 52.806$ GeV

Fig. 7 shows the forward data at $\sqrt{s} = 52.806$ GeV (34 points) [11] and our fitting with Coulomb interference expressions using the first 20 points. Correlations between parameters are shown in Fig. 8, with level curves of χ^2 . The two plots are built fixing the two parameters in the axes while the other two parameters are found by fitting. The parameters obtained with 20 points in the interval

$$0.00107 \leq |t| \leq 0.02235$$

are given in Table II. The ratio $\beta = B_R/B_I$ with any value in the range

$$0.702 \leq B_R/B_I \leq 1.214$$

FIG. 6: Ranges of values of parameters at $\sqrt{s} = 44.699$ GeV that lead to small values of χ^2 . The searches are made fixing the two values in the axes of the plots, while the other two parameters are free.

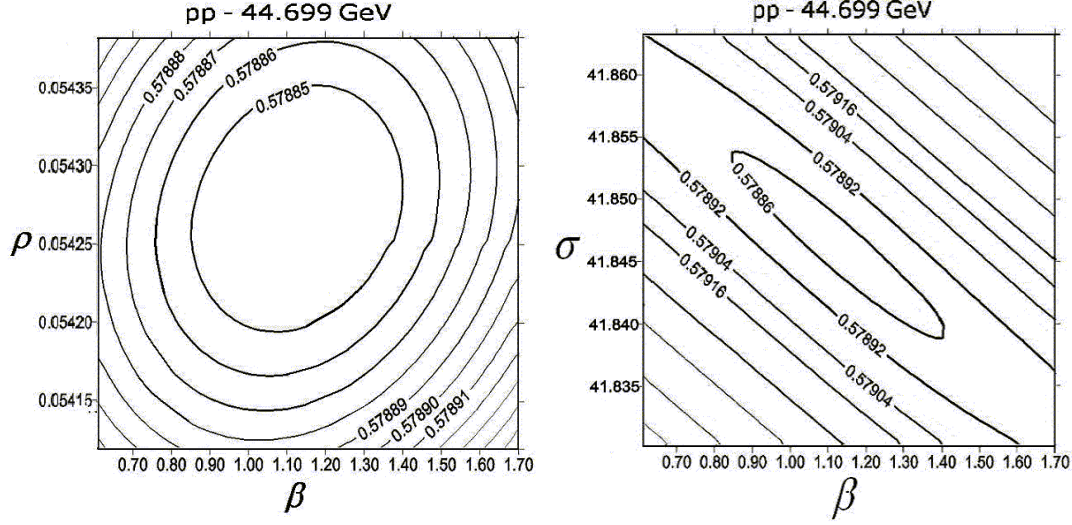


FIG. 7: Data of pp forward scattering at 52.8 GeV fitted with Coulomb interference formulae.

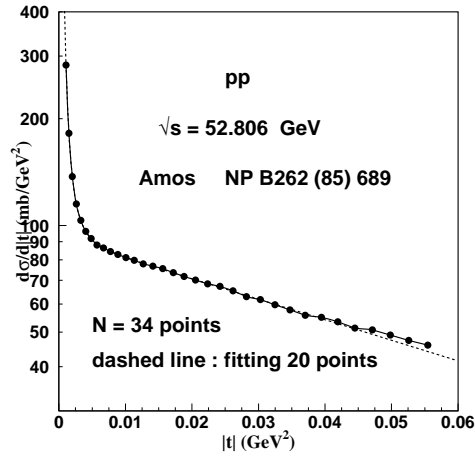
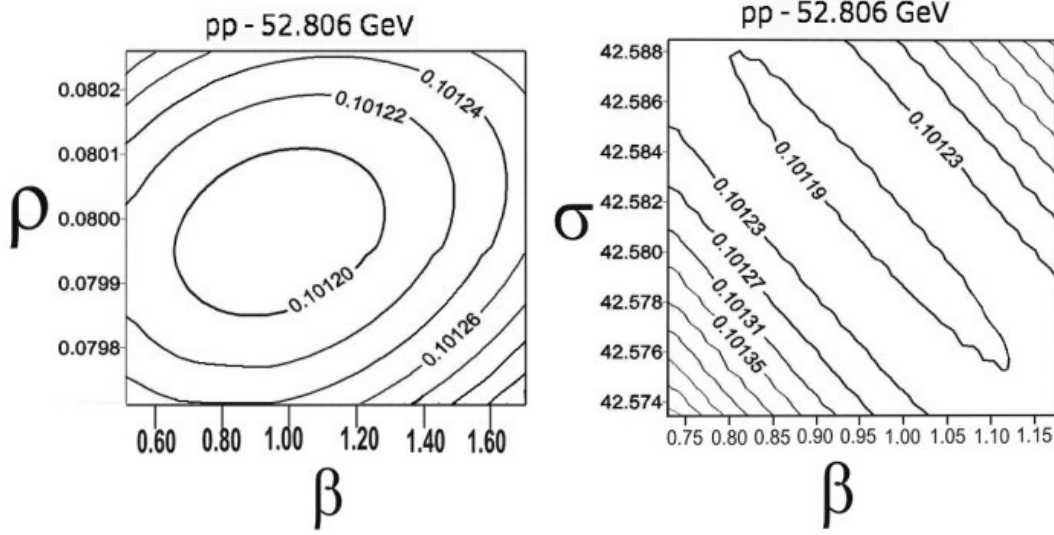


FIG. 8: Correlations between pairs of parameters in pp scattering at 52.8 GeV.



leads to the same value 0.1138 for χ^2 .

With fixed $B_R/B_I = 2$ we obtain $\chi^2 = 0.1140$, with $\sigma = 42.543 \pm 0.057$, $\rho = 0.0801 \pm 0.0047$, $B_I = 13.347 \pm 0.214$.

F. pp at $\sqrt{s} = 62.5$ GeV

Fig. 9 shows the data (138 points) [11] and result of our fitting with Coulomb interference expressions using the first 40 points of the set. Correlations between parameters are shown in Fig. 10, with level curves of χ^2 . The parameter values obtained in fitting with 40 first points, in the $|t|$ interval

$$0.00167 \leq |t| \leq 0.051$$

are given in Table II. The same $\chi^2 = 0.5389$ is obtained with ratio β with any value in the interval

$$0.78 \leq B_R/B_I \leq 1.25.$$

With fixed $B_R/B_I = 2$ we obtain $\chi^2 = 0.5400$, with $\sigma = 43.264 \pm 0.025$ mb, $\rho = 0.0869 \pm 0.0017$, $B_I = 13.230 \pm 0.077 \text{ GeV}^{-2}$.

FIG. 9: Data (138 points) of pp scattering at $\sqrt{s} = 62.5$ GeV [11] shown together with our fitting of the first 40 points of the set with Coulomb interference expressions.

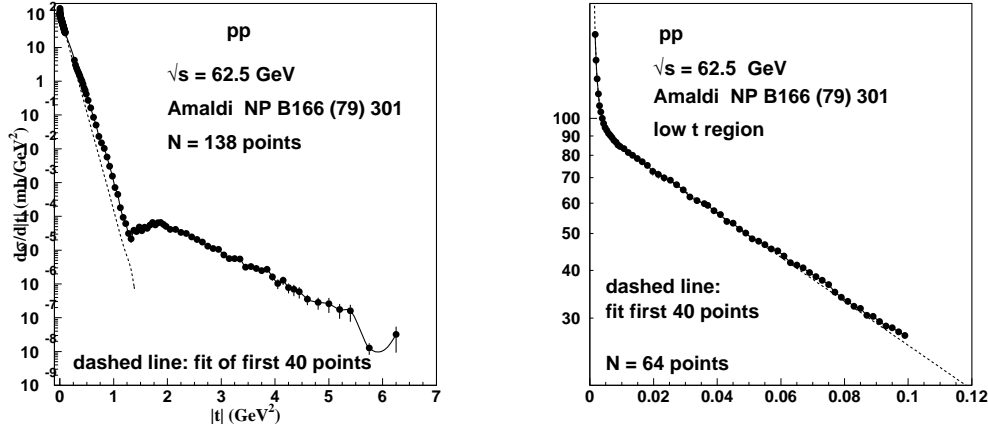


FIG. 10: Correlations between pairs of parameters ($\rho - \beta$ and $\rho - \sigma$ in pp scattering at 62.5 GeV.

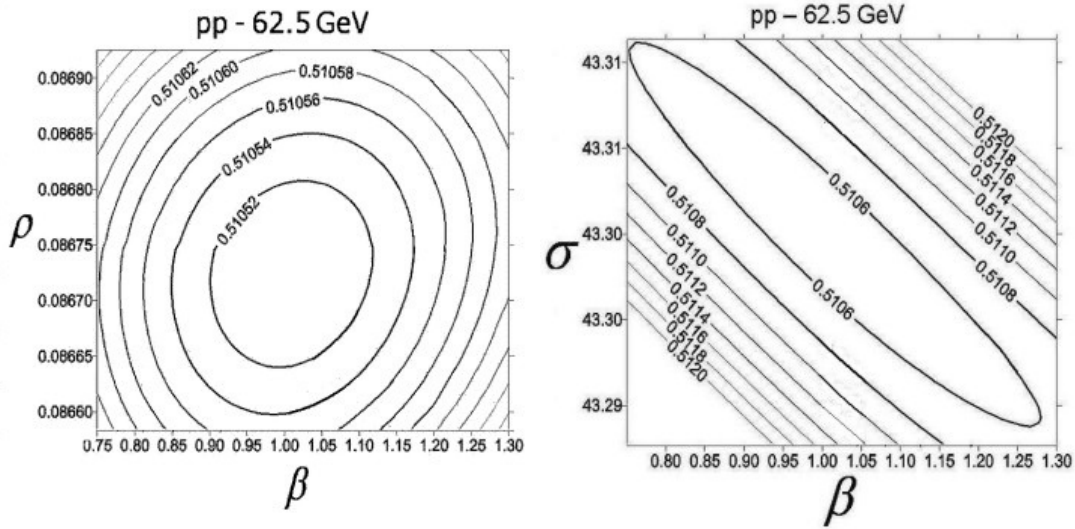
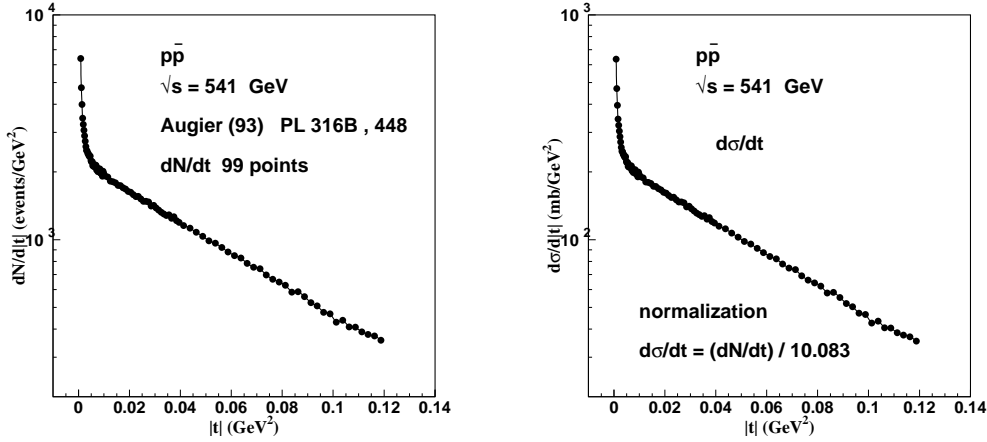


FIG. 11: Event rate [13] and differential cross section at 541 GeV .



G. Analysis of the event rate dN/dt at $\sqrt{s} = 541$ GeV

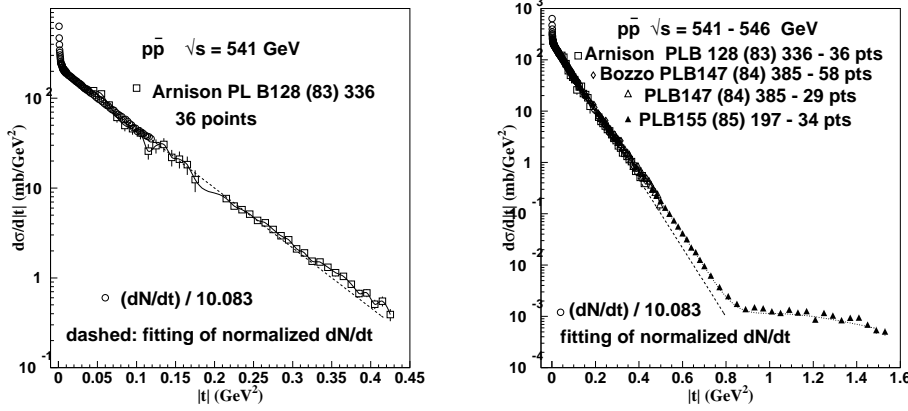
The lowest $|t|$ values reached in measurements of $p\bar{p}$ elastic scattering in the neighborhood of 540 GeV are reported with event rates [13] only. The cross-section values have not been determined otherwise in this low $|t|$ range, according to Durham HEP data basis. In the present work we use the Coulomb interference as a tool to find the normalization factor connecting event rate and differential cross-section. We find a very clear and precise connection, which is very important, as the event rate dN/dt has been measured with homogeneous accuracy, with many (99) points in a range of low $|t|$ values. Our simple procedure is to fit the dN/dt data with the expression for the Coulomb interference region, with an arbitrary multiplying normalization factor, and the four parameters that describe forward $p\bar{p}$ scattering.

Fig. 11 shows the 99 points of the dN/dt measurements [13], of $p\bar{p}$ elastic scattering at 541 GeV and the values of the differential cross section after we determine the normalization by Coulomb interference. We have found the normalization factor

$$\frac{d\sigma}{dt} = \frac{d\sigma}{dt} \times \frac{1}{10.083 \pm 0.135} \quad (3.5)$$

In Fig. 12 we show the good agreement of $dσ/dt$ at low $|t|$, obtained from dN/dt by adjustment of the coulomb interference, with the data of G. Arnison et al [14] in a $|t|$ range that partially superposes with the dN/dt event rate data. In the RHS of

FIG. 12: The normalized event rate data at 541 GeV re in good agreement with the $d\sigma/dt$ data [14, 15, 16] at the same energy and higher $|t|$ values.



the same figure we include also the data of Bozzo et al. [15, 16], including high $|t|$ values.

As a test of consistency of this method of connection between event rate and absolute cross section we compare values of $d\sigma/dt$ at the Cern/ISR energies, multiplied by an arbitrary normalization factor, with the Coulomb interference amplitudes. We find that this normalization factor is actually equal to one in all investigated cases.

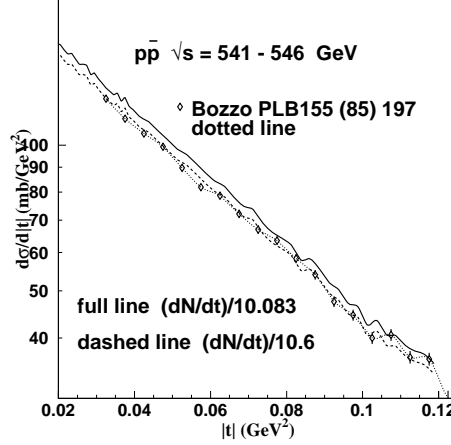
Observing locally the comparison between the prediction of $d\sigma/dt$ obtained from the event rate dN/dt by adjustment to Coulomb interference equations and the data [15, 16] we see that there is a discrepancy of a few percent. In Fig. 13 we show that the perfect matching is obtained with normalization factor 10.6, namely

$$\frac{d\sigma}{dt} = \left(\frac{dN}{dt} \right) / 10.6 .$$

In Fig. 14 we show the differential cross-section measured by Bernard et al. [17] and Abe et al. [18] which are compatible with each other, but do not match our normalized solution for dN/dt . To match, we have to introduce an arbitrary normalization factor 11.0 instead of 10.083 that we have determined. The ratio $\beta = B_R/B_I$ in the range

$$0.898 \leq \beta = \frac{B_R}{B_I} \leq 1.111$$

FIG. 13: Looking closely at the normalized cross section obtained with factor 10.083 derived purely from Coulomb interference formulae, compared to Bozzo et al. data [15, 16], we observe that there remains a displacement of a few percent. A more precise matching is obtained with a factor $(dN/dt)/10.6$, as shown by the dashed line in the figure.



leads to the same value 1.097 for χ^2 .

To show the influence of value of the ratio B_R/B_I beyond these limits, we have fitted with fixed

$$\beta = B_R/B_I = 2$$

obtaining parameter values shown in Table III.

We have also calculated with fixed normalization factor 10.6, with results shown in the table.

We see that the χ^2 values do not vary strongly, showing that the data can be described, within errors, by scattering parameters in different ranges.

Correlations among parameters are shown in Fig. 15 with drawing of level lines determined for low χ^2 values.

We have built a file with a continuous and non superposing set of points, being

FIG. 14: The measurements of Bernard et al. [17] and Abe et al. [18] are compatible with each other, but do not match the other measurements and our conversion from the event rate, requiring an arbitrary matching factor 11.0 .

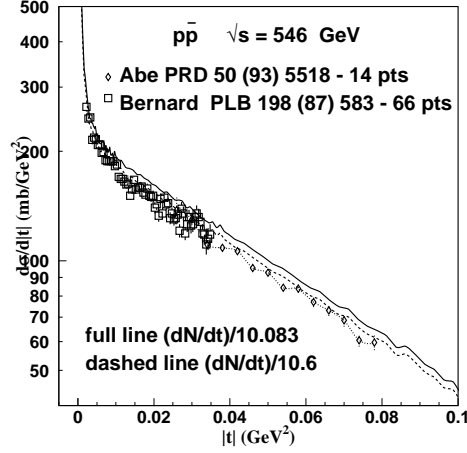


TABLE III: Forward scattering parameters

$\sigma(\text{mb})$	ρ	$B_I(\text{GeV}^{-2})$	$B_R(\text{GeV}^{-2})$	normalization	χ^2
63.897 ± 0.377	0.172 ± 0.009	15.347 ± 0.145	15.452 ± 4.577	10.083 ± 0.135	1.097
63.651 ± 0.909	0.1601 ± 0.0168	15.163 ± 0.118	$2 B_I$ (fixed)	10.268 ± 0.358	1.115
62.688 ± 0.037	0.1484 ± 0.0025	15.375 ± 0.035	17.662 ± 1.441	10.6 (fixed)	1.119
62.842 ± 0.147	0.1459 ± 0.0070	15.237 ± 0.085	$2 B_I$ (fixed)	10.6 (fixed)	1.126

the first 59 points from normalized dN/dt (with normalization factor 10.6) and 121 points from Bozzo et al. The 180 points form a regular $|t|$ distribution, which we fit with formulae from our previous work [12]. The results are shown in Fig. 16. The parameter values obtained in this fitting are $\sigma = 63.06 \pm 1.90 \text{ mb}$, $\rho = 0.124 \pm 0.005$, $B_I = 13.88 \pm 0.42 \text{ GeV}^{-2}$, $B_R = 25.79 \pm 0.77 \text{ GeV}^{-2}$.]

FIG. 15: Correlations between the parameters ρ and β and between σ and β that lead to low values of χ^2 . In each case the other two parameters are let free while tables of χ^2 are built with specified values for the two plotted parameters. Also the normalization factor 10.083 is taken as fixed independently from PAW fitting program.

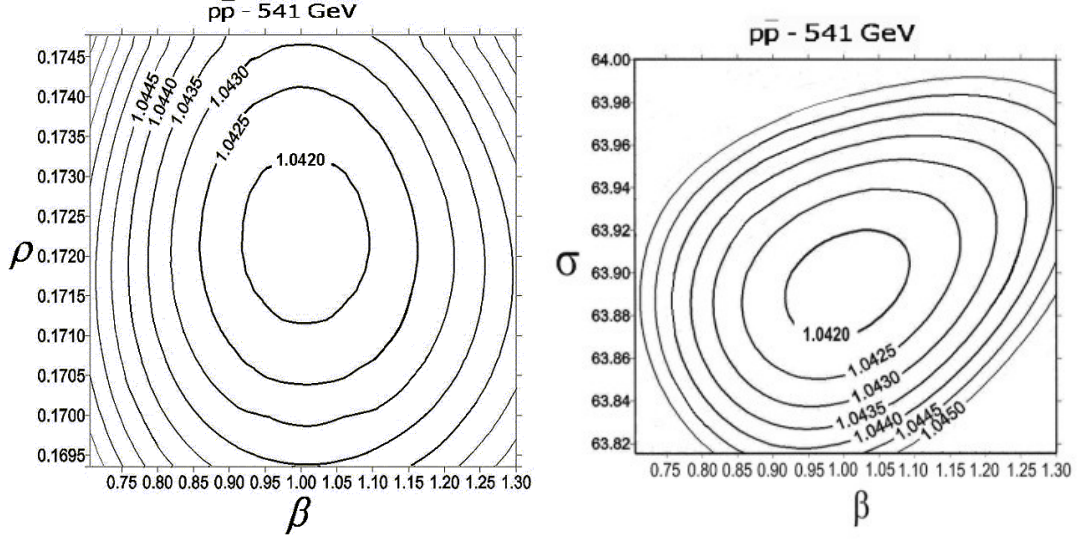


FIG. 16: Data at 541 GeV selected and organized

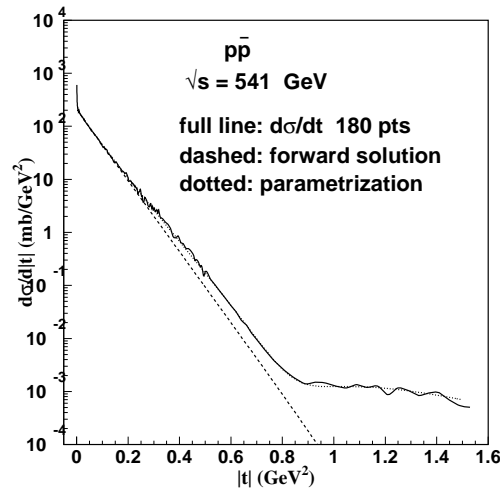


FIG. 17: Data and results at 1800 GeV .

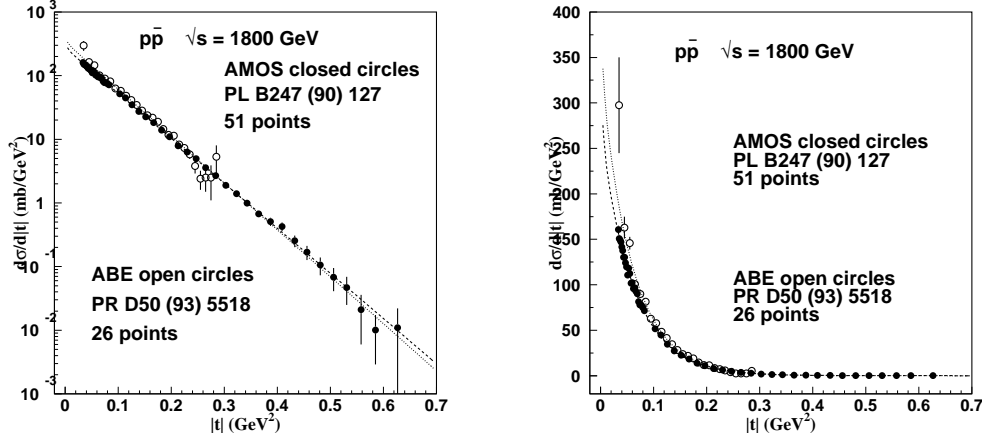


TABLE IV: Forward scattering parameters at 1800 GeV

Experiment	$\sigma(\text{mb})$	ρ	$B_I(\text{GeV}^{-2})$	$B_R(\text{GeV}^{-2})$	χ^2
E710	72.748 ± 0.186	0.14 (fixed)	16.297 ± 0.039	115.57 ± 164.20	0.6020
E710	72.223 ± 0.185	0.14 (fixed)	16.239 ± 0.039	$2 B_I$ (fixed)	0.6163
E710	71.824 ± 0.184	0.14 (fixed)	16.282 ± 0.039	B_I (fixed)	0.6060
CDF	80.917 ± 0.436	0.14(fixed)	16.988 ± 0.087	72.006 ± 116.15	1.771
CDF	80.498 ± 0.434	0.14(fixed)	16.937 ± 0.087	$2 B_I$ (fixed)	1.780
CDF	79.982 ± 0.432	0.14(fixed)	16.981 ± 0.087	B_I (fixed)	1.775

H. $p\bar{p}$ scattering at $\sqrt{s} = 1800$ GeV

Two independent experiments, both at Fermilab, measured $d\sigma/dt$ for small $|t|$ at 1800 GeV, with a discrepancy of about 10 percent in the normalization for the total cross section. This is shown in Fig 17. Our determination of parameters is given in Table IV. Although this is not a close determination, due to large variation bars, it is interesting that the lowest χ^2 are obtained with B_R larger than B_I , for both experiments..

IV. REMARKS AND CONCLUSIONS

We have performed a detailed analysis of the data on differential elastic cross-sections allowing for the freedom of different slopes for the real and imaginary amplitudes, namely $B_R \neq B_I$, for the data points obtained in the ISR/SPS(Cern) and Tevatron (Fermilab) experiments during the years 1960-1990. The principal conclusion of the present analysis is that different values of the slopes, in particular the possibility of $B_R > B_I$ in accordance with the expectations from Martin's theorem [2] and from dispersion relations [1], are perfectly consistent within the present errors of experimental data.

Our investigation concerns the four quantities relevant for the elastic forward processes, namely, σ, ρ, B_R and B_I . Studying the behavior of χ^2 values near its minimum and statistically equivalent parameter ranges, we observe that the available data from Cern and from Fermilab for small $|t|$ at the energies 20 – 2000 GeV are not sufficient for a precise determination of these four parameters. With real and imaginary amplitudes as independent quantities in the form $\alpha e^{\beta t}$, the χ^2 analysis clearly shows a strong correlation among the parameters, exhibiting a very large valley in χ^2 surface in the parameter space. This in particular leaves large ambiguities in the determination for the weaker real part.

It is interesting to note that detailed behavior in the χ^2 surface in the parameter space depends very much on the chosen data sets. For example, the minimum of $\chi^2/\text{degrees-of-freedom}$ varies from 0.1 to 1.3 in different energies. On the other hand, the variation of χ^2 for appreciable changes of some parameters is less than 0.1 percent, in general indicating that their precise determination is not possible within the existing experimental situation.

On the other hand, it is worthwhile to mention that, if we have sufficient number of data points in this region, we do not need the absolute normalization of the luminosity, since the Coulomb interference can determine correctly the absolute value of cross section as a free parameter, as was shown in this work for the 541 GeV case. Of course, this method requires that the low $|t|$ data be very accurate. It is interesting to note that tests of this of Coulomb interference method, introducing a new free normalization parameter into the data set, are found to be compatible in both E-710 and E-741 Fermilab data at 1800 GeV, while the difference in the

evaluation of the total cross section remains.

As mentioned before, the quantitative analysis for the disentanglement of the real and imaginary parts of complex amplitude at small $|t|$ cannot be made with confidence with the data available up to now. Tests of quantities like the position of the zero of the real amplitude are not safe in these conditions. Thus model independent values for the four parameters cannot be obtained accurately.

The separation of complex amplitudes will never be a very easy task only from the measured scattering experiments, and it will be unavoidable to make use of other theoretical tools, such as dispersion relations. Particular attention must be given to the development and application of dispersion relations for slope parameters [1]. The knowledge of the energy dependence is crucial for the application of these tools in practice, and it is extremely interesting if an energy scan program is also included in the first phase of the LHC operation of p+p collisions.

Usually, the models suited for pp dynamics aimed to cover an overall large $|t|$ region, with correct description of dip and tail in $d\sigma/dt$, are not sensitive enough to the details of the behavior of scattering amplitudes for very small $|t|$. In this region, the behavior of the amplitude maybe very sensitive to specific dynamical influences of the non-perturbative QCD dynamics. In particular, the forward scattering amplitude is directly related with the proton structure, and intimately related with the parton distribution function at small x and saturation problems.

Although no new or better method has been introduced in the present work, our precise analysis has revealed the existence of correlations and related uncertainties of the behavior of the scattering amplitude at small $|t|$. For quantitative determinations, more precise and numerous data points are necessary.

We expect to have a different situation in the future experiments from RHIC and LHC, with much better statistics and accuracy in the measurements of scattering data in the Coulomb interference region.

V. APPENDIX: THE CALCULATION OF THE COULOMB PHASE

Here we give details of the evaluation of the phase of West and Yennie given by eq. (2.11) in the case where we let $B_R \neq B_I$.

After eq. (2.12) we define

$$\begin{aligned} G_R &= \frac{c}{c+i} = \frac{c(c-i)}{c^2+1} \\ G_I &= \frac{1}{c+i} = \frac{(c-i)}{c^2+1}, \end{aligned} \quad (5.1)$$

and the integral in eq.(2.11) is written

$$\begin{aligned} & \int_{-4p^2}^0 \frac{dt'}{|t'-t|} \left[1 - \frac{F^N(s, t')}{F^N(s, t)} \right] \\ &= G_R \int_{-4p^2}^0 \frac{dt'}{|t'-t|} \left[1 - e^{B_R(t'-t)/2} \right] + iG_I \int_{-4p^2}^0 \frac{dt'}{|t'-t|} \left[1 - e^{B_I(t'-t)/2} \right], \end{aligned} \quad (5.2)$$

and then

$$\begin{aligned} \Phi(s, t) &= (-/+) \left[\ln\left(-\frac{t}{s}\right) + G_R \int_{-4p^2}^0 \frac{dt'}{|t'-t|} \left[1 - e^{B_R(t'-t)/2} \right] \right. \\ &\quad \left. + iG_I \int_{-4p^2}^0 \frac{dt'}{|t'-t|} \left[1 - e^{B_I(t'-t)/2} \right] \right]. \end{aligned} \quad (5.3)$$

We note that both integrals are of the form

$$I(B) = \int_{-4p^2}^0 \frac{dt'}{|t'-t|} \left[1 - e^{B(t'-t)/2} \right] \quad (5.4)$$

which has been studied by V. Kunderát and M. Lokajicek [5]. With $x = t' - t$ and $y = Bx/2$, we have

$$\begin{aligned} I(B) &= \int_{-4p^2}^0 \frac{dx}{|x|} \left[1 - e^{Bx/2} \right] = \int_{-B(4p^2+t)/2}^{-Bt/2} \frac{dy}{|y|} \left[1 - e^y \right] \\ &= \int_{-B(4p^2+t)/2}^0 \frac{dy}{|y|} \left[1 - e^y \right] + \int_0^{-Bt/2} \frac{dy}{|y|} \left[1 - e^y \right] \\ &= \int_0^{B(4p^2+t)/2} \frac{dy}{|y|} \left[1 - e^{-y} \right] - \int_0^{-Bt/2} \frac{dy}{|y|} \left[e^y - 1 \right] \end{aligned} \quad (5.5)$$

These expressions can be written in terms of exponential integrals, as can be seen in the Handbook of Mathematical Functions of M. Abramowitz and L.A. Stegun [6] as

$$\int_0^{B(4p^2+t)/2} \frac{dy}{|y|} \left[1 - e^{-y} \right] = E_1 \left[\frac{B}{2} (4p^2 + t) \right] + \ln \left[\frac{B}{2} (4p^2 + t) \right] + \gamma \quad (5.6)$$

and

$$\int_0^{-Bt/2} \frac{dy}{|y|} \left[e^y - 1 \right] = E_i \left(-\frac{B}{2} t \right) - \ln \left(-\frac{B}{2} t \right) - \gamma \quad (5.7)$$

where $\gamma = 0.5772$ is the Euler constant.

Thus the integrals that appear in eq. (5.2) have the functional form

$$I(B) = E_1 \left[\frac{B}{2} (4p^2 + t) \right] - E_i \left[-\frac{Bt}{2} \right] + \ln \left[\frac{B}{2} (4p^2 + t) \right] - \ln \left[-\frac{Bt}{2} \right] + 2\gamma, \quad (5.8)$$

and the phase can be written

$$\Phi(s, t) = (-/+)\left[\ln\left(-\frac{t}{s}\right) + G_R I(B_R) + iG_I I(B_I)\right] \quad (5.9)$$

or

$$\Phi(s, t) = (-/+)\left[\ln\left(-\frac{t}{s}\right) + \frac{1}{c^2 + 1}\left[c^2 I(B_R) + I(B_I)\right] + i\frac{c}{c^2 + 1}\left[I(B_I) - I(B_R)\right]\right]. \quad (5.10)$$

The real part of the phase is taken into eq. (2.5) .

-
- [1] E. Ferreira, *Int. J. Mod. Phys. E* **16**, 2893 (2007)
 - [2] A. Martin , *Phys. Lett. B* **404**, 137 (1997)
 - [3] P. Gauron, B. Nicolescu and O.V. Selyugin, *Phys. Lett. B* **629**, 83 (2005)
 - [4] G. B. West and D. Yennie , *Phys. Rev.* **172**, 1413 (1968)
 - [5] V.Kundrát and M.Lokajicek, *Phys. Lett. B* **611**, 102 (2005)
 - [6] M. Abramowitz and I. Stegun, *Handbook of Mathematical Functions* , Dover, New York, 1972
 - [7] J.R.Cudell, A. Lengyel and E. Martynov, *Phys. Rev. D* **73**, 034008 (2006) [hep-ph/0511073]
 - [8] U. Amaldi and K. R. Schubert , *Nucl. Phys. B* **166**, 301 (1980)
 - [9] A. A. Kuznetsov et al. , Sov. J. Nucl. Phys. **33**, 74 (1981), and Yad. Fiz. **33**, 142 (1981)
 - [10] A. Schiz et al. , exp. FNAL-069A , *Phys. Rev. D* **24**, 26 1981
 - [11] N. A. Amos et al., *Nucl. Phys. B* **262**, 689 (1985)
 - [12] F. Pereira and E. Ferreira, *Phys. Rev. D* **59**, 014008 (1999) ; *Phys. Rev. D* **61**, 077507 (2000)
 - [13] C. Augier et al. , CERN UA4/2 Coll. , *Phys. Lett. B* **316**, 448 (1993)
 - [14] G. Arnison et al. , CERN UA1 Coll. , *Phys. Lett. B* **128**, 336 (1983)
 - [15] M. Bozzo et al., CERN UA4 Coll., *Phys. Lett. B* **147**, 385 (1984)
 - [16] M. Bozzo et al., CERN UA4 Coll., *Phys. Lett. B* **155**, 197 (1985)
 - [17] D. Bernard et al., CERN UA4 Coll., *Phys. Lett. B* **198**, 583 (1987)
 - [18] F. Abe , Fermilab CDF Coll., *Phys. Rev. D* **50**, 5518 (1993)