

Resonant leptogenesis and tribimaximal leptonic mixing with A_4 symmetry

G. C. Branco,^{1,*} R. González Felipe,^{2,1,†} M. N. Rebelo,^{1,‡} and H. Serôdio^{1,§}

¹*Departamento de Física and Centro de Física Teórica de Partículas (CFTP),
Instituto Superior Técnico, Av. Rovisco Pais, 1049-001 Lisboa, Portugal*

²*Area Científica de Física, Instituto Superior de Engenharia de Lisboa,
Rua Conselheiro Emídio Navarro 1, 1959-007 Lisboa, Portugal*

(Dated: February 6, 2020)

We investigate the viability of thermal leptogenesis in type-I seesaw models with leptonic flavour symmetries that lead to tribimaximal neutrino mixing. We consider an effective theory with an $A_4 \times Z_3 \times Z_4$ symmetry, which is spontaneously broken at a scale much higher than the electroweak scale. At the high scale, leptonic Yukawa interactions lead to exact tribimaximal mixing and the heavy Majorana neutrino mass spectrum is exactly degenerate. In this framework, leptogenesis becomes viable once this degeneracy is lifted either by renormalization group effects or by a soft breaking of the A_4 symmetry. The implications for low-energy neutrino physics are discussed.

PACS numbers:

I. INTRODUCTION

Fermion masses and mixing have become even more puzzling with the recent discovery of neutrino masses and large leptonic mixing. One of the approaches often adopted in the search for a possible solution for the flavour puzzle consists of the introduction of family symmetries which constrain the flavour structure of Yukawa couplings and lead to predictions for fermion masses and mixings. Harrison, Perkins and Scott (HPS) [1] have pointed out that leptonic mixing at low energies could be described by the so-called tribimaximal mixing matrix, which is a good representation of the present data within 1σ . The special form of this matrix is suggestive of a symmetry related to possible subgroups of $SU(3)$ [2]. This fact prompted many attempts at finding an underlying symmetry leading to this special pattern of mixing [3]. Of particular interest are models based on A_4 symmetry, which was first introduced [4] as a possible family symmetry for the quark sector and is now mostly used for the lepton sector [5, 6, 7, 8, 9]. In the leptonic sector, neutrino masses are known to be much smaller than the masses of all other fermions and, in addition, leptonic mixing includes large mixing, thus drastically differing from the quark sector. An elegant explanation for the smallness of neutrino masses is the seesaw mechanism [10], which has also the advantage of providing a simple and attractive leptogenesis mechanism for the generation of the observed baryon asymmetry in the universe, through the decay of heavy Majorana neutrinos [11, 12]. In such a scenario, a relationship between low energy observables and the size of the leptonic asymmetry can only be established in some special cases [13, 14, 15, 16, 17].

In this paper, we address the question of the viability of leptogenesis in models with leptonic flavour symmetries leading to the HPS mixing matrix in the framework of the seesaw mechanism. Our starting point is an effective Lagrangian with an $A_4 \times Z_3 \times Z_4$ symmetry which is spontaneously broken by the vacuum expectation values (VEV) of $SU(2)_L \times U(1)_Y$ singlet scalar fields at a scale much higher than the electroweak scale. The resulting Yukawa couplings at this high scale correspond to exact HPS mixing with the possibility of Majorana type CP violation, as well as to exact degeneracy of the heavy Majorana neutrinos. In this model, leptogenesis becomes viable once the exact degeneracy of the heavy Majorana neutrinos is lifted. We analyze two possible different ways of lifting this degeneracy, either radiatively, when renormalization group effects are taken into account, or through a soft breaking of the A_4 symmetry. An interesting feature of our model is the fact that the combination of Yukawa couplings appearing in the leptonic CP asymmetries relevant for flavoured leptogenesis [18, 19, 20, 21, 22, 23] does not vanish at this high scale. This is a particular feature of our framework.

Our paper is organized as follows. In the next section, we present our framework, indicating the flavour symmetry, together with the matter content of the model. In section III, we describe the implications of the flavour symmetry on mixing angles, neutrino mass spectrum and other low-energy observables. Section IV deals with leptogenesis where we describe two mechanisms to obtain viable leptogenesis in our framework, namely through radiative leptogenesis and through soft breaking of the family symmetry. Our conclusions are summarized in section V.

II. FRAMEWORK: SYMMETRY AND MATTER CONTENT

We work in the framework of an extension of the SM, consisting of the addition of three right-handed neu-

*Electronic address: gbranco@ist.utl.pt

†Electronic address: gonzalez@cftp.ist.utl.pt

‡Electronic address: rebelo@ist.utl.pt

§Electronic address: hserodio@cftp.ist.utl.pt

trinos. The scalar sector, apart from the usual SM Higgs doublet ϕ , is extended through the introduction of four types of heavy scalar fields, Φ , Ψ , Θ and χ , that are singlets under $SU(3) \times SU(2)_L \times U(1)_Y$. Furthermore, we impose an $A_4 \times Z_3 \times Z_4$ symmetry to the Lagrangian. As is well known, A_4 is a discrete symmetry corresponding to the even permutation of four objects

having four irreducible representations: three inequivalent one-dimensional representations ($\mathbf{1}$, $\mathbf{1}'$, $\mathbf{1}''$) and a 3-dimensional representation ($\mathbf{3}$). The following multiplication rules hold: $\mathbf{1}' \otimes \mathbf{1}'' = \mathbf{1}$, $\mathbf{1}' \otimes \mathbf{1}' = \mathbf{1}''$, $\mathbf{1}'' \otimes \mathbf{1}'' = \mathbf{1}'$ and $\mathbf{3} \otimes \mathbf{3} = \mathbf{1} \oplus \mathbf{1}' \oplus \mathbf{1}'' \oplus \mathbf{3}_s \oplus \mathbf{3}_a$. Therefore, the product of two triplets, $a = (a_1, a_2, a_3)$ and $b = (b_1, b_2, b_3)$, yields

TABLE I: Representations of the fields under $A_4 \times Z_3 \times Z_4$ and $SU(2)_L \times U(1)_Y$.

Field	ℓ	e_R, μ_R, τ_R	ν_R	ϕ	Φ	Ψ	Θ	χ
A_4	$\mathbf{3}$	$\mathbf{1}, \mathbf{1}', \mathbf{1}''$	$\mathbf{3}$	$\mathbf{1}$	$\mathbf{1}$	$\mathbf{3}$	$\mathbf{3}$	$\mathbf{1}$
Z_3	ω	ω	ω	1	1	1	1	ω
Z_4	1	-1	-i	1	i	-1	i	-1
$SU(2)_L \times U(1)_Y$	(2, 1/2)	(1, 1)	(1, 0)	(2, -1/2)	(1, 0)	(1, 0)	(1, 0)	(1, 0)

$$\begin{aligned}
(a \otimes b)_1 &= a_1 b_1 + a_2 b_2 + a_3 b_3, \\
(a \otimes b)_{1'} &= a_1 b_1 + \omega^2 a_2 b_2 + \omega a_3 b_3, \\
(a \otimes b)_{1''} &= a_1 b_1 + \omega a_2 b_2 + \omega^2 a_3 b_3, \\
(a \otimes b)_{\mathbf{3}_s} &= (a_2 b_3 + a_3 b_2, a_3 b_1 + a_1 b_3, a_1 b_2 + a_2 b_1), \\
(a \otimes b)_{\mathbf{3}_a} &= (a_2 b_3 - a_3 b_2, a_3 b_1 - a_1 b_3, a_1 b_2 - a_2 b_1),
\end{aligned} \tag{1}$$

where ω is the cube root of unity, i.e. $\omega = e^{i2\pi/3}$. For the symmetric product of three triplets one has

$$(a \otimes b \otimes c)_1 = \sum_{i,j,k}^3 a_i b_j c_k, \quad \text{with } i \neq j \neq k. \tag{2}$$

Table I shows how the various fields transform under the different symmetry groups. It is clear from Table I that it is not possible to introduce SM-like Yukawa couplings for the charged leptons since these would break the A_4 as well as the Z_4 symmetries. Similar couplings for the neutral leptons are forbidden by the Z_4 symmetry. Majorana mass terms for the right-handed neutrinos are neither allowed, but a Yukawa-type interaction term can be built with the A_4 singlet field χ . Direct couplings of the right-handed neutrinos to Φ , Ψ and Θ are also forbidden by the discrete symmetries. It is necessary to introduce higher dimensional operators to get nonzero charged lepton masses and to allow for the generation of Dirac mass terms for the neutrinos. We assume that above a cutoff scale Λ there is unknown physics, which for scales below Λ is expressed in terms of higher dimensional operators. The scale at which $A_4 \times Z_4$ is broken is assumed to be lower than the cutoff Λ , but still close to

it. On the other hand, the breaking of Z_3 , being responsible for the heavy Majorana neutrino masses, can occur at a much lower scale.

This gives rise to the following effective ($d \leq 5$) Lagrangian terms :

$$\begin{aligned}
&\frac{y_1^\ell}{\Lambda} (\bar{\ell} \Psi)_1 \phi e_R + \frac{y_2^\ell}{\Lambda} (\bar{\ell} \Psi)_{1''} \phi \mu_R + \frac{y_3^\ell}{\Lambda} (\bar{\ell} \Psi)_{1'} \phi \tau_R + \\
&\frac{y_1^\nu}{\Lambda} (\bar{\ell} \nu_R)_1 \Phi \tilde{\phi} + \frac{y_2^\nu}{\Lambda} (\bar{\ell} \nu_R)_1 \tilde{\phi} + \frac{1}{2} y_{R\chi} (\bar{\nu}_R^c \nu_R)_1 + \text{H.c.}
\end{aligned} \tag{3}$$

We do not impose CP invariance, so in this model CP is violated at the Lagrangian level. We assume that there is a region of the parameter space of the scalar potential where the heavy scalars develop VEV of the form

$$\langle \Phi \rangle = u, \quad \langle \Psi \rangle = (s, s, s), \quad \langle \Theta \rangle = (0, t, 0), \tag{4}$$

thus breaking the $A_4 \times Z_4$ symmetry. The Z_3 symmetry is only broken when the singlet field χ develops a VEV. Needless to say that the choice of VEV directions in Eq. (4) requires a stable vacuum alignment of the triplet fields Ψ and Θ . Yet, the presence of terms like $(\Psi^\dagger \Psi)_{\mathbf{3}_s} (\Theta^\dagger \Theta)_{\mathbf{3}_s}$, $(\Psi^\dagger \Theta^\dagger)_{\mathbf{1}'} (\Psi \Theta)_{1''}$ and $(\Psi^\dagger \Theta^\dagger)_{\mathbf{3}_a} (\Psi \Theta)_{\mathbf{3}_a}$ would clearly distinguish between the different vacuum directions. Such an alignment can be naturally achieved for instance in supersymmetric dynamical completions [6, 7, 8] or in the presence of extra dimensions [9].

The effective Lagrangian will then lead to the following Yukawa type couplings and direct mass terms:

$$\begin{aligned}
-\mathcal{L}_Y^{eff} = & f_1^s (\bar{\ell}_e + \bar{\ell}_\mu + \bar{\ell}_\tau) \phi e_R + f_2^s (\bar{\ell}_e + \omega \bar{\ell}_\mu + \omega^2 \bar{\ell}_\tau) \phi \mu_R + f_3^s (\bar{\ell}_e + \omega^2 \bar{\ell}_\mu + \omega \bar{\ell}_\tau) \phi \tau_R \\
& + f^u (\bar{\ell}_e \nu_{1R} + \bar{\ell}_\mu \nu_{2R} + \bar{\ell}_\tau \nu_{3R}) \tilde{\phi} + f^t (\bar{\ell}_e \nu_{3R} + \bar{\ell}_\tau \nu_{1R}) \tilde{\phi} + M (\bar{\nu}_{1R}^c \nu_{1R} + \bar{\nu}_{2R}^c \nu_{2R} + \bar{\nu}_{3R}^c \nu_{3R}) + \text{H.c.} \\
= & Y_{ij}^\ell \bar{\ell}_i \phi e_{jR} + Y_{ij}^\nu \bar{\ell}_i \tilde{\phi} \nu_{jR} + M_{ij}^c \bar{\nu}_{iR}^c \nu_{jR} + \text{H.c.},
\end{aligned} \tag{5}$$

where $M = y_R \langle \chi \rangle$ and the following definitions have been introduced:

$$f_i^s \equiv \frac{s}{\Lambda} y_i^\ell, \quad f^u \equiv \frac{u}{\Lambda} y_1^\nu, \quad f^t \equiv \frac{t}{\Lambda} y_2^\nu \quad (i = 1, 2, 3). \tag{6}$$

These effective Yukawa couplings are assumed to be within the perturbative regime, i.e. $f^{(s,u,t)} \lesssim 1$. The effective Yukawa couplings and Majorana mass matrix are of the form

$$Y^\ell = \begin{pmatrix} f_1^s & f_2^s & f_3^s \\ f_1^s & \omega f_2^s & \omega^2 f_3^s \\ f_1^s & \omega^2 f_2^s & \omega f_3^s \end{pmatrix}, \tag{7}$$

$$Y^\nu = e^{i\alpha_1} \frac{\sqrt{M}}{v} \begin{pmatrix} x & 0 & y e^{i\alpha} \\ 0 & x & 0 \\ y e^{i\alpha} & 0 & x \end{pmatrix}, \tag{8}$$

$$M_R = \begin{pmatrix} M & & \\ & M & \\ & & M \end{pmatrix}, \tag{9}$$

where v denotes the vacuum expectation value of the usual SM Higgs doublet, $\langle \phi^0 \rangle = v$, and x and y stand for the real and positive quantities

$$x \equiv \frac{v}{\sqrt{M}} |f^u| \quad \text{and} \quad y \equiv \frac{v}{\sqrt{M}} |f^t|. \tag{10}$$

The phases α_1 and α_2 are the arguments of f^u and f^t , respectively, and $\alpha \equiv \alpha_2 - \alpha_1$ is the only physical phase remaining in Y^ν , since the global phase α_1 , factored out in Eq. (8), can be rotated away. Similarly, the phases in f_i^s can be eliminated through the rephasing of the e_{iR} fields. Therefore, there is no loss of generality in working with real f_i^s and with the only phases remaining in Y^ℓ due to ω and ω^2 . We shall see that the phase α together with the phase in ω are the only phases which violate CP.

The neutrino Yukawa matrix can be rewritten as

$$Y^\nu = V K^{1/2} |d_D| K^{1/2} V^T, \tag{11}$$

with

$$V = \begin{pmatrix} \frac{1}{\sqrt{2}} & 0 & -\frac{1}{\sqrt{2}} \\ 0 & 1 & 0 \\ \frac{1}{\sqrt{2}} & 0 & \frac{1}{\sqrt{2}} \end{pmatrix}, \tag{12}$$

$$d_D = \frac{\sqrt{M}}{v} \text{diag} (x + y e^{i\alpha}, x, x - y e^{i\alpha}) = |d_D| K, \tag{13}$$

and

$$\begin{aligned}
K &= \text{diag} (e^{i\sigma_1}, 1, e^{i\sigma_2}), \\
\sigma_1 &= \arg (x + y e^{i\alpha}), \quad \sigma_2 = \arg (x - y e^{i\alpha}).
\end{aligned} \tag{14}$$

For the charged-lepton Yukawa matrix we can write $Y^\ell = U_\omega d_\ell$ with $d_\ell = \sqrt{3} \text{diag} (f_1^s, f_2^s, f_3^s)$ and

$$U_\omega = \frac{1}{\sqrt{3}} \begin{pmatrix} 1 & 1 & 1 \\ 1 & \omega & \omega^2 \\ 1 & \omega^2 & \omega \end{pmatrix}. \tag{15}$$

III. LOW-ENERGY OBSERVABLES

Since we work in the seesaw framework, the heavy Majorana neutrino mass scale M is assumed to be much higher than the electroweak scale and the masses of the light neutrinos are simply given by the well-known effective mass matrix

$$m_\nu = -m_D M_R^{-1} m_D^T, \tag{16}$$

where m_D is the Dirac-type neutrino mass matrix in the weak basis (WB) where the charged lepton mass matrix is diagonal and real,

$$m_D = v U_\omega^\dagger Y^\nu. \tag{17}$$

From Eqs.(11), (16) and (17) we then find

$$\begin{aligned}
m_\nu &= -v^2 U_\omega^\dagger Y^\nu M_R^{-1} Y^{\nu T} U_\omega^* \\
&= U_\omega^\dagger V K' |d_\nu| K'^T V^T U_\omega^*,
\end{aligned} \tag{18}$$

where $K' = e^{i\pi/2} K$ and

$$|d_\nu| = \frac{v^2}{M} |d_D|^2 \equiv \text{diag} (m_1, m_2, m_3). \tag{19}$$

The leptonic mixing at low energies is thus given by

$$U_{PMNS} = U_{\omega}^{\dagger} V K' = e^{i(\sigma_1 + \pi/2)} \begin{pmatrix} 1 & & \\ & \omega^2 & \\ & & \omega \end{pmatrix} \begin{pmatrix} \sqrt{\frac{2}{3}} & \frac{1}{\sqrt{3}} & 0 \\ -\frac{1}{\sqrt{6}} & \frac{1}{\sqrt{3}} & -\frac{1}{\sqrt{2}} \\ -\frac{1}{\sqrt{6}} & \frac{1}{\sqrt{3}} & \frac{1}{\sqrt{2}} \end{pmatrix} \begin{pmatrix} 1 & & \\ & e^{i\beta_1} & \\ & & e^{i\beta_2} \end{pmatrix}, \quad (20)$$

with $\beta_1 = -\sigma_1$ and $\beta_2 = \sigma_2 - \sigma_1$. We remark that the phases factored out to the left have no physical meaning, since they can be eliminated by a redefinition of the physical charged lepton fields. Therefore, the only phases appearing in U_{PMNS} are the Majorana phases β_1 and β_2 . After factoring out the additional Majorana-type CP violating phases, this mixing matrix coincides with the HPS matrix. The zero entry in U_{PMNS} implies that there is no Dirac-type CP violation.

In the limit of vanishing α , there is no CP violation in U_{PMNS} . However, the remaining phase of ω , entering in m_D , does imply CP violation at high energies. This can be seen by recalling [13] that, in this class of models, the necessary and sufficient condition for having CP invariance is that in the WB where m_{ℓ} and M_R are diagonal and real, the condition $\arg(m_D)_{ij} = \beta_i/2 - (2p_j + 1)\pi/4$ be satisfied with arbitrary β_i and integer numbers p_j . It can be readily verified that the matrix m_D given by Eq. (17) does not satisfy this condition even for $\alpha = 0$.

The light neutrino masses m_1 , m_2 and m_3 are given by

$$\begin{aligned} m_1 &= x^2 + y^2 + 2xy \cos \alpha, \\ m_2 &= x^2, \\ m_3 &= x^2 + y^2 - 2xy \cos \alpha. \end{aligned} \quad (21)$$

The three charged lepton masses are determined by the three Yukawa couplings f_i^s . Note that the present model is highly constrained. The nine physical quantities consisting of the three light neutrino masses, the three mixing angles and three CP-violating phases (contained in a general U_{PMNS} matrix) are entirely fixed in terms of three real parameters, namely, x , y and α .

One has the following constraints on the mixing matrix U_{PMNS} and the light neutrino masses:

- The mixing angles are entirely fixed by the $A_4 \times Z_4 \times Z_3$ symmetry, leading to the HPS structure at the scale of the breaking of this symmetry and, consequently, predicting no Dirac-type CP violation;
- The remaining five physical quantities β_1 , β_2 , m_1 , m_2 and m_3 , are determined by the three parameters x , $r \equiv x/y$, and α through Eqs. (14) and (21).

We shall see that only a normal neutrino ordering is allowed in this model and, furthermore, the two existing experimental constraints, to wit the two neutrino mass-squared differences, strongly correlate the allowed values for the parameters r and $\cos \alpha$. The knowledge of the absolute neutrino mass scale would fix x .

Clearly, the relations written in this subsection would be exact provided that there was no running of the coefficients defined at the scale of $A_4 \times Z_4$ symmetry breaking. Yet the light neutrino masses and the charged lepton masses are only generated after spontaneous symmetry breakdown, when the field ϕ acquires a VEV. In particular, the zero entry in U_{PMNS} is not exact. Such deviations are, however, negligibly small.

In order to see how the experimental knowledge on the neutrino mass spectrum constrains the allowed parameter space, let us recall the following experimental constraints at 2σ confidence level [24]:

$$\begin{aligned} \Delta m_{\text{atm}}^2 &\equiv |m_3^2 - m_2^2| = (2.18 - 2.64) \times 10^{-3} \text{ eV}^2, \\ \Delta m_{\text{sol}}^2 &\equiv m_2^2 - m_1^2 = (7.25 - 8.11) \times 10^{-5} \text{ eV}^2, \end{aligned} \quad (22)$$

with the best-fit values [24]

$$\begin{aligned} (\Delta m_{\text{atm}}^2)_{\text{best fit}} &= 2.40 \times 10^{-3} \text{ eV}^2, \\ (\Delta m_{\text{sol}}^2)_{\text{best fit}} &= 7.65 \times 10^{-5} \text{ eV}^2. \end{aligned} \quad (23)$$

The sign of $(m_3 - m_2)$ is dictated by the ordering of the neutrino masses, i.e. positive for normal ordering and negative for inverted ordering.

Let us first consider the case of normal ordering, with $m_3 > m_2$. In this case, one obtains from Eq. (21) the following constraint:

$$y - 2x \cos \alpha > 0, \quad (24)$$

while the condition $m_2 > m_1$ leads to

$$y + 2x \cos \alpha < 0. \quad (25)$$

It is clear that Eqs. (24) and (25) can only be satisfied if $\cos \alpha < 0$, since x and y are positive. Thus, normal ordering requires the parameter α to be in the second or third quadrant.

Similar considerations applied to the case of inverted ordering, implying

$$y - 2x \cos \alpha < 0, \quad (26)$$

together with Eq. (25), since one would still require $m_2 > m_1$. Since Eqs. (25) and (26) cannot be simultaneously verified, one concludes that the present model does not accommodate an inverted ordering for the neutrino mass spectrum.

The ratio $\Delta m_{\text{sol}}^2 / \Delta m_{\text{atm}}^2$ also implies a strong correlation between the allowed values for r and $\cos \alpha$. Indeed,

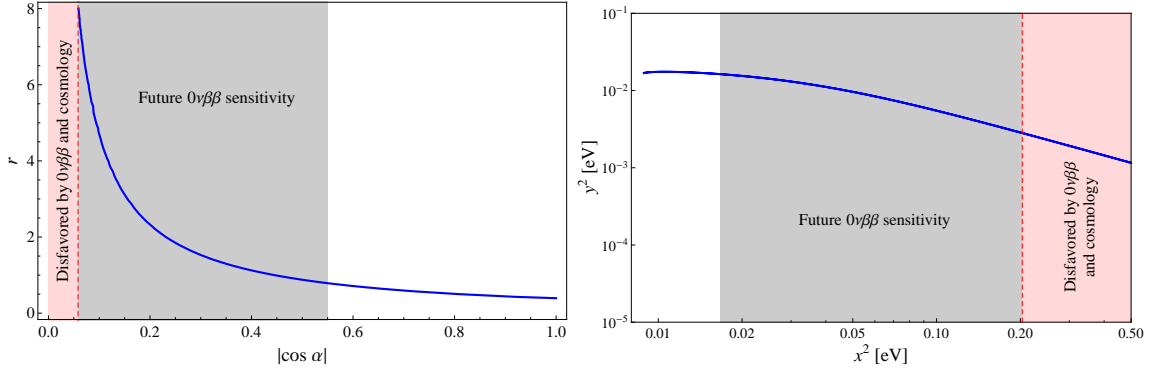


FIG. 1: The parameter region allowed by the model: the ratio $r \equiv y/x$ as a function of $\cos \alpha$ (left plot) and of $x^2 \equiv m_2$ (right plot).

from Eqs. (21) and (22) one obtains

$$\frac{\Delta m_{\text{sol}}^2}{\Delta m_{\text{atm}}^2} = \frac{1 + 2r(r - |\cos \alpha|)}{1 + 2r(r + |\cos \alpha|)} \frac{(1 - 2r|\cos \alpha|)}{(1 + 2r|\cos \alpha|)}, \quad (27)$$

where we have taken into account that $\cos \alpha < 0$. This correlation is presented in Fig. 1 (left plot), for the best-fit values of the solar and atmospheric data given in Eq. (23). Hereafter, we only use these central values since their experimental dispersion would only contribute to a small enlargement of the allowed region. The light (red) shaded area is currently disfavoured by cosmological observational data. The recent WMAP five-year data [25] alone constrains the sum of light neutrino masses below 1.3 eV. When combined with baryonic acoustic oscillation and type-Ia supernova data this bound is more restrictive, $\sum_i m_i < 0.61$ eV. In Fig. 1 we also show the (x, y) parameter region allowed by the model (right plot). This region has a lower bound for x^2 and an upper bound for y^2 that can be easily understood through the use of the relation

$$m_3^2 + m_1^2 - 2m_2^2 = \Delta m_{\text{atm}}^2 - \Delta m_{\text{sol}}^2. \quad (28)$$

Clearly, $x^2 = (m_1^2 + \Delta m_{\text{sol}}^2)^{1/2} \gtrsim (\Delta m_{\text{sol}}^2)^{1/2} \simeq 8.7 \times 10^{-3}$ eV. This lower limit corresponds to $\alpha \sim \pi$. Moreover, in this limit $m_1^2 \sim (x - y)^4$ is very small when compared with $m_3^2 \sim (x + y)^4$ and, therefore, one has

$$y \simeq \left| (\Delta m_{\text{atm}}^2)^{1/4} - x \right| \lesssim (\Delta m_{\text{atm}}^2)^{1/4} - (\Delta m_{\text{sol}}^2)^{1/4}, \quad (29)$$

implying $y^2 \lesssim 1.6 \times 10^{-2}$ eV. The corresponding light neutrino masses are plotted in Fig. 2 as a function of the phase α . Since their dependence on α is expressed only in terms of $\cos \alpha$, we only need to analyze one quadrant, chosen here to be the third quadrant. The lightest neutrino mass has a lower bound given by

$$m_1 \gtrsim \left[2(\Delta m_{\text{sol}}^2)^{1/4} - (\Delta m_{\text{atm}}^2)^{1/4} \right]^2 \simeq 1.2 \times 10^{-3} \text{ eV}. \quad (30)$$

The neutrino mass hierarchy is maximal when $\alpha = \pi$, while an almost degenerate spectrum is obtained for $\alpha \simeq \pi/2$ or $\alpha \simeq 3\pi/2$. Finally, the cosmological bound restricts the phase α to the range $1.04\pi/2 \lesssim \alpha \lesssim 2.96\pi/2$. The dependence on α of the Majorana phases $\beta_{1,2}$, which are the only sources of low-energy CP violation in the leptonic sector, is shown in the right plot of Fig. 2.

An important low-energy observable is neutrinoless double beta decay ($0\nu\beta\beta$). In our framework, with no additional sources of flavour violation, its rate is proportional to the modulus of the (11) entry of the effective neutrino mass matrix, denoted by $|m_{ee}|$, in the WB where the charged lepton mass matrix is diagonal and real. The value of $|m_{ee}|$ is given by

$$|m_{ee}| = |m_1 U_{11}^2 + m_2 U_{12}^2 + m_3 U_{13}^2|, \quad (31)$$

where U_{ij} are the elements of the leptonic mixing matrix U_{PMNS} . Although with large uncertainties from the poorly known nuclear matrix elements, data available at present set an upper bound on $|m_{ee}|$ in the range 0.2 to 1 eV at 90% C.L. [26, 27, 28]. The existing limits will be considerably improved in the forthcoming experiments, with an expected sensitivity of about 10^{-2} eV [29].

Since in the present model the element (13) is zero in leading order, the only contribution from the Majorana phases to the $0\nu\beta\beta$ decay amplitude will come from the phase β_1 . We may then write Eq. (31) as

$$|m_{ee}| = \frac{1}{3} |2m_1 + m_2 e^{i\beta_1}|. \quad (32)$$

In Fig. 3 we can see the evolution of $|m_{ee}|$ as a function of α . We obtain $4.66 \times 10^{-3} \text{ eV} \lesssim |m_{ee}| \lesssim 0.20 \text{ eV}$, where the upper limit comes from imposing the cosmological bound and it corresponds to an almost degenerate neutrino spectrum.

IV. LEPTOGENESIS

Lepton asymmetries produced by out-of-equilibrium decays of heavy neutrinos in the early universe, at tem-

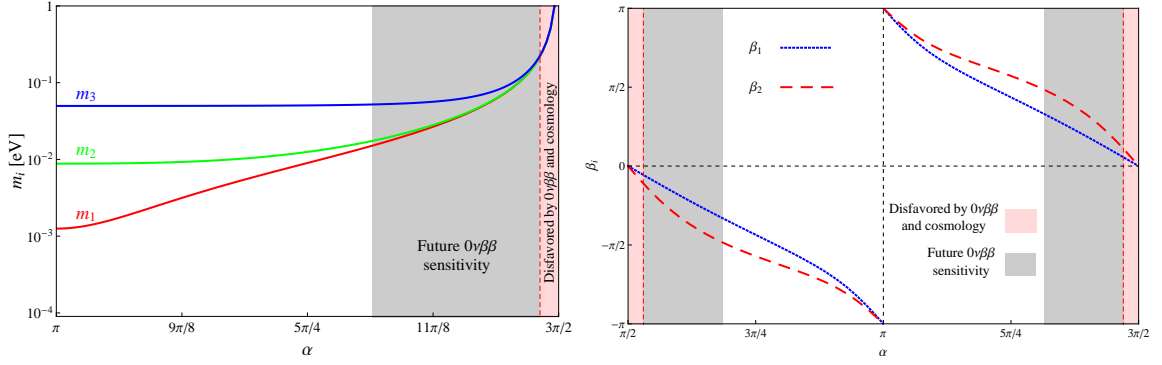


FIG. 2: Low-energy neutrino parameters. On the left plot, the light neutrino masses m_i are plotted as a function of the high-energy phase α , while on the right plot, the low-energy CP-violating Majorana phases β_i are displayed as a function of the phase α .

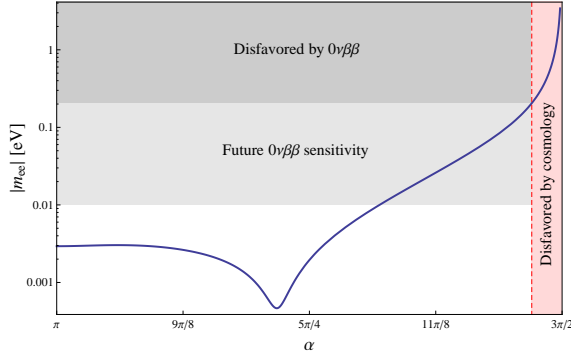


FIG. 3: Neutrinoless double beta decay parameter $|m_{ee}|$ as a function of α .

peratures above $T \sim 10^{12}$ GeV, do not distinguish lepton flavours. The lepton number asymmetry generated by the i th heavy Majorana neutrino, provided the heavy neutrino masses are far from almost degenerate, would then be given by [30]

$$\epsilon_i = \frac{1}{8\pi} \sum_{j \neq i} \frac{\text{Im}(H_{ij}^2)}{H_{ii}} f(M_j^2/M_i^2), \quad (33)$$

where

$$f(z) = \sqrt{z} \left[1 - (1+z) \ln \frac{1+z}{z} + \frac{1}{1-z} \right] \quad (34)$$

and $H = Y^{\nu\dagger} Y^\nu$, with Y^ν the Yukawa matrix for the neutrino sector, leading to the Dirac-type neutrino mass matrix, in a WB where M_R is diagonal and real. Notice that H does not depend on whether or not m_l is real and diagonal.

In our framework, if the relations written in section III were exact at all energy scales, H would be real and equal to:

$$H = \frac{M}{v^2} \begin{pmatrix} x^2 + y^2 & 0 & 2xy \cos \alpha \\ 0 & x^2 & 0 \\ 2xy \cos \alpha & 0 & x^2 + y^2 \end{pmatrix}. \quad (35)$$

Therefore, all $\text{Im}(H_{ij}^2)$ would vanish and unflavoured leptogenesis could not take place. Furthermore, the heavy neutrino masses would be exactly degenerate, thus preventing leptogenesis to occur. Flavoured leptogenesis becomes viable once we lift the degeneracy of the heavy Majorana neutrino masses. This is due to the fact that flavoured leptogenesis is sensitive to additional sources of CP violation, as can be seen from the formula for the corresponding CP asymmetry, ϵ_i^α , written below. Notice also that flavoured leptogenesis requires $M \leq 10^{12}$ GeV. From the definition given in Eq. (10) and Fig. 1 (where we see that $x \lesssim 0.45$) we are able to estimate, if we require this bound on M to be verified, that

$$|f^u| \lesssim 0.08. \quad (36)$$

This condition for the effective Yukawa couplings is more restrictive than just the need to be in the perturbative regime.

For an almost degenerate heavy Majorana neutrino mass spectrum, leptogenesis can be naturally implemented in the so-called resonant leptogenesis framework [31]. In this case, the CP asymmetry generated by the i th heavy Majorana neutrino decaying into a lepton flavour α is dominated by the one-loop self-energy contributions so that [32]

$$\epsilon_i^\alpha \simeq -\frac{1}{8\pi} \sum_{j \neq i} \frac{M_i M_j \Delta M_{ij}^2}{(\Delta M_{ij}^2)^2 + M_i^2 \Gamma_j^2} \frac{\text{Im}[H_{ij} Y_{\alpha i}^{\nu*} Y_{\alpha j}^\nu]}{H_{ii}}, \quad (37)$$

where $\Delta M_{ij}^2 = M_j^2 - M_i^2$ and $\Gamma_j = H_{jj} M_j / (8\pi)$. Defining the mass splitting parameters

$$\delta_{ij}^R = \frac{M_j}{M_i} - 1, \quad (38)$$

the CP asymmetries (37) can be conveniently rewritten in the form

$$\epsilon_i^\alpha \simeq -\frac{1}{16\pi} \sum_{j \neq i} \frac{\delta_{ij}^R}{(\delta_{ij}^R)^2 + \left(\frac{H_{jj}}{16\pi}\right)^2} \frac{\text{Im}[H_{ij} Y_{\alpha i}^{\nu*} Y_{\alpha j}^\nu]}{H_{ii}}. \quad (39)$$

Notice that when the mass splitting δ_{ij}^R and the Yukawa matrix Y^ν are independent quantities, ϵ_i^α is resonantly enhanced for

$$\delta_{ij}^R \simeq \frac{H_{jj}}{16\pi}, \quad (40)$$

implying [32]

$$\epsilon_{i,\text{res}}^\alpha \simeq -\frac{1}{2} \sum_{j \neq i} \frac{\text{Im}[H_{ij} Y_{\alpha i}^{\nu*} Y_{\alpha j}^\nu]}{H_{ii} H_{jj}}. \quad (41)$$

In such a case, the CP asymmetry is independent (up to RG running effects) of the absolute heavy Majorana neutrino mass scale M .

In Ref. [13], WB invariant CP-odd conditions sensitive to the presence of CP violation required for leptogenesis were derived. This type of conditions are a powerful tool for model building since they can be applied to any model without the need to go to a special basis. In the case of unflavoured leptogenesis the CP asymmetry is only sensitive to phases appearing in the matrix H and the relevant WB invariant conditions are given by

$$\begin{aligned} I_1 &\equiv \text{ImTr}[H M_R^\dagger M_R M_R^* H^* M_R] = 0, \\ I_2 &\equiv \text{ImTr}[H (M_R^\dagger M_R)^2 M_R^* H^* M_R] = 0, \\ I_3 &\equiv \text{ImTr}[H (M_R^\dagger M_R)^2 M_R^* H^* M_R M_R^\dagger M_R] = 0. \end{aligned} \quad (42)$$

For flavoured leptogenesis, the phases appearing in H are also relevant. There is however still the possibility of generating the required CP asymmetry even for H real. In this case, additional CP-odd WB invariant conditions are required since those written above cease to be necessary and sufficient. A simple choice are the WB invariants \bar{I}_i ($i = 1, 2, 3$), obtained from I_i through the substitution of H by $\bar{H} = Y^{\nu\dagger} h_\ell Y^\nu$, where $h_\ell = Y^\ell Y^{\ell\dagger}$. For instance, one has [13]

$$\bar{I}_1 = \text{ImTr}(Y^{\nu\dagger} h_\ell Y^\nu M_R^\dagger M_R M_R^* Y^{\nu T} h_\ell^* Y^{\nu*} M_R), \quad (43)$$

and similarly for \bar{I}_2 and \bar{I}_3 . As it was the case for I_i , CP invariance requires that $\bar{I}_i = 0$. The latter CP-odd WB invariant conditions are sensitive to the additional phases appearing in flavoured leptogenesis. The well-known Casas-Ibarra parametrization [33] makes it clear that the matrix U_{PMNS} cancels in H . Such is not the case for $Y_{\alpha i}^{\nu*} Y_{\alpha j}^\nu$. Therefore, flavoured leptogenesis is sensitive to CP violation present at low energies even without any constraints imposed from flavour symmetries. In the case of unflavoured leptogenesis such a connection can only be established in specific flavour models.

In the next subsection we show that the running of parameters from the scale of the $A_4 \times Z_4$ breaking to the scale of the heavy neutrino masses leads to the breaking of the exact degeneracy of the heavy neutrinos. We then study the case of radiative flavoured leptogenesis, where the mass splitting is generated through renormalization group effects. In the flavoured case, leptogenesis depends

on Y^ν computed in the WB where both M_R and m_l are diagonal, since in this case the final charged lepton is well defined, with no summation done. This brings in additional CP violating sources. Notice that Y^ν is proportional to m_D and Eq. (17) shows that the matrix U_ω appears in Y^ν in this WB,

$$Y^\nu = \frac{\sqrt{M}}{\sqrt{3}v} \begin{pmatrix} x + y e^{i\alpha} & x & x + y e^{i\alpha} \\ x + \omega y e^{i\alpha} & \omega^2 x & y e^{i\alpha} + \omega x \\ x + \omega^2 y e^{i\alpha} & \omega x & y e^{i\alpha} + \omega^2 x \end{pmatrix}. \quad (44)$$

A. Radiative Leptogenesis

Radiative effects due to the renormalization group running from high to low scales can naturally lead not only to a heavy Majorana mass splitting, but also to nonvanishing off-diagonal terms in the matrix H , which are necessary ingredients for a successful resonant leptogenesis mechanism. In the present framework, the mass splitting generated through the relevant RGE is given by [15, 34, 35]

$$\delta_{ij}^R = 2(\hat{H}_{ii} - \hat{H}_{jj})t, \quad t = \frac{1}{16\pi^2} \ln\left(\frac{\Lambda'}{M}\right), \quad (45)$$

where $\hat{H} = V H V^T$ and V is defined in Eq. (12). The cutoff scale Λ' is chosen to be equal to the $A_4 \times Z_4$ symmetry breaking scale and close to the GUT scale, $\Lambda' \sim 10^{16}$ GeV. From the form of the matrix H in Eq. (35), we then find

$$\begin{aligned} \delta_{12}^R &= \frac{2M}{v^2} (y^2 - 2xy \cos \alpha) t, \\ \delta_{23}^R &= -\frac{2M}{v^2} (y^2 + 2xy \cos \alpha) t, \\ \delta_{13}^R &= -\frac{8M}{v^2} xy \cos \alpha t. \end{aligned} \quad (46)$$

Notice however that a nonvanishing CP asymmetry also requires $\text{Im}[\hat{H}_{ij} \hat{Y}_{\alpha i}^{\nu*} \hat{Y}_{\alpha j}^\nu] \neq 0$ with $\hat{Y}^\nu = Y^\nu V^T$ and Y_ν defined in Eq. (44). Therefore, to have a viable radiative leptogenesis we need to induce nonvanishing \hat{H}_{ij} ($i \neq j$) elements at the leptogenesis scale. This is indeed possible since RG effects due to the τ -Yukawa charged lepton contribution imply in leading order [15, 34, 35]

$$\hat{H}_{ij} \simeq 3y_\tau^2 \hat{Y}_{3i}^{\nu*} \hat{Y}_{3j}^\nu t. \quad (47)$$

The CP flavoured asymmetries can then be obtained from Eqs. (39), (46) and (47).

The radiatively-induced CP asymmetries ϵ_i^α are shown in Figs. 4-6. Each plot contains two types of contours. The contours represented by lines (full, dotted and dashed) correspond to the maximum allowed ratio $|\epsilon_i^\alpha/y_\tau^2| \simeq 10^{-1}$ for the decay of each of the three heavy neutrinos into a certain lepton flavour α . The color gradient contours are representative of the size of

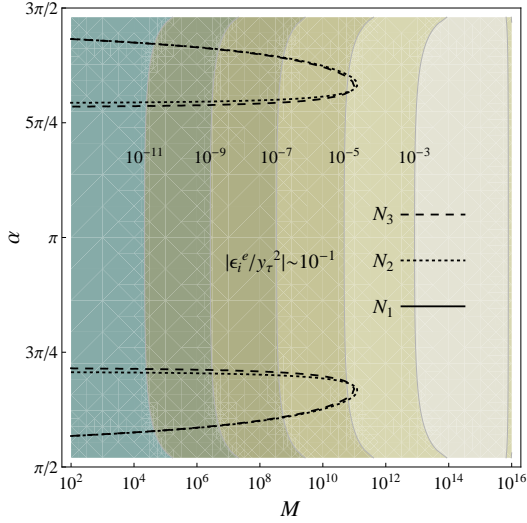


FIG. 4: The radiatively-induced mass splitting (shaded contours) and maximal flavoured CP-asymmetries ϵ_i^e (line contours) in the (M, α) -plane.

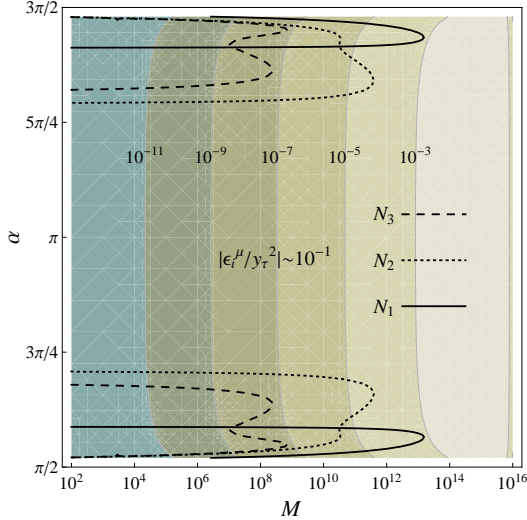


FIG. 5: The radiatively-induced mass splitting (shaded contours) and maximal flavoured CP-asymmetries ϵ_i^μ (line contours) in the (M, α) -plane.

the radiatively-induced mass splitting, chosen for illustration to be equal to δ_{12}^R in all figures. Each contour is depicted as a function of the phase α and the heavy neutrino mass scale M . We notice that for temperatures below 10^{12} GeV, where flavoured leptogenesis is effective, the induced mass splitting is $\lesssim 10^{-5}$. Such values are sufficiently small to enhance the CP asymmetries up to values $|\epsilon_i^\alpha| \sim 10^{-5}$ (assuming $y_\tau \sim 10^{-2}$), which in turn can easily lead to the required baryon asymmetry $\eta_B = n_B/n_\gamma \simeq 6.1 \times 10^{-10}$, even for washout factors of the order of 10^{-3} . We also remark that for temperatures in the range $10^9 \lesssim T \lesssim 10^{12}$ GeV it suffices to consider the leptonic asymmetry ϵ_i^τ , since in this temper-

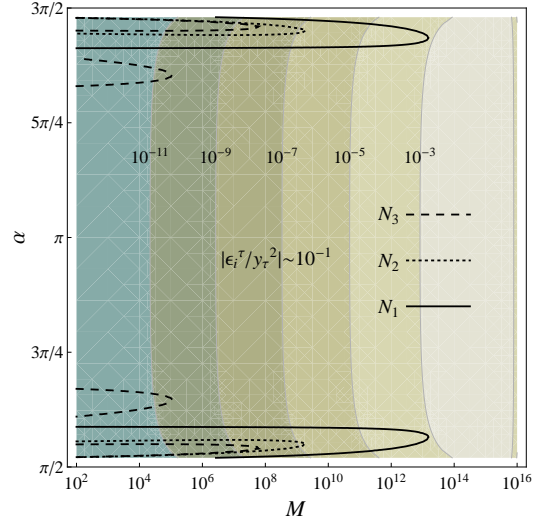


FIG. 6: The radiatively-induced mass splitting (shaded contours) and maximal flavoured CP-asymmetries ϵ_i^τ (line contours) in the (M, α) -plane.

ature window only the τ -Yukawa coupling is in thermal equilibrium and $\epsilon_i^e + \epsilon_i^\mu = -\epsilon_i^\tau$. Below $T \sim 10^9$ GeV, all charged-lepton flavours are distinguishable and each asymmetry should be independently considered.

B. Leptogenesis through soft breaking

In this section we explore the possibility of implementing the mechanism of resonant leptogenesis through a soft breaking of the A_4 symmetry at the Lagrangian level. To be specific and simplify our discussion, we shall introduce a single soft-breaking term of the form $\delta M \overline{\nu_{3R}^c} \nu_{3R}^c$ [5] in the Lagrangian of Eq. (3). This term modifies the right-handed neutrino mass matrix and, in turn, its inverse matrix, parametrized here as

$$M_R^{-1} = \frac{1}{M} \begin{pmatrix} 1 & & \\ & 1 & \\ & & 1 + \rho e^{i\varphi} \end{pmatrix}, \quad (48)$$

where the complex number $\rho e^{i\varphi}$ characterizes the soft breaking. The effective neutrino mass matrix obtained through the seesaw mechanism reads now

$$m_\nu = V K \mathcal{M}_\rho K V^T, \quad (49)$$

with

$$\mathcal{M}_\rho = \begin{pmatrix} m_1 \left(1 + \frac{\rho}{2} e^{i\varphi}\right) & 0 & \sqrt{m_1 m_3} \frac{\rho}{2} e^{i\varphi} \\ 0 & m_2 & 0 \\ \sqrt{m_1 m_3} \frac{\rho}{2} e^{i\varphi} & 0 & m_3 \left(1 + \frac{\rho}{2} e^{i\varphi}\right) \end{pmatrix}, \quad (50)$$

and the parameters m_i defined in Eqs. (21).

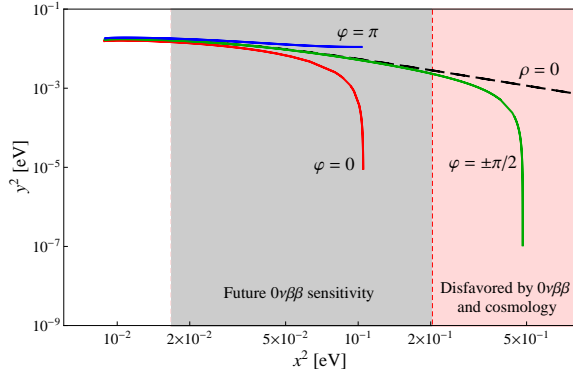


FIG. 7: The parameter region in the case that the A_4 symmetry is softly broken. We take $\rho = 0.1$ and consider different values for the soft-breaking phase φ . The dashed line ($\rho = 0$) corresponds to the curve depicted in the right plot of Fig. 1.

The matrix \mathcal{M}_ρ can be diagonalized by the rotation matrix

$$V_\rho = \begin{pmatrix} c_\theta & 0 & s_\theta e^{-i\phi} \\ 0 & 1 & 0 \\ -s_\theta e^{i\phi} & 0 & c_\theta \end{pmatrix}, \quad (51)$$

Notice that there are now five free parameters to be constrained. Besides x , y and α , already present in m_i , two new soft-breaking parameters, ρ and φ , also appear in Eqs. (55). To further simplify our discussion and to illustrate the main features of the present case, in what follows we assume $\rho = 0.1$ and consider $\varphi = 0, \pm\pi/2, \pi$. The allowed parameter region is presented in Fig. 7. For comparison, the case without soft breaking, i.e. when $\rho = 0$, is also plotted (black dashed line). The three solid curves correspond to different values of φ : real positive ($\varphi = 0$) and negative ($\varphi = \pi$) soft breaking and a purely imaginary soft breaking ($\varphi = \pm\pi/2$). We note that, for a real value of the soft-breaking parameter, neither the present cosmological bound nor the constraints on $0\nu\beta\beta$ yield a bound more restrictive than the one already imposed by neutrino oscillation data. On the other hand, for $\varphi = \pm\pi/2$, as in the $\rho = 0$ case, there is a large region disfavoured by $0\nu\beta\beta$ and cosmology (light area).

Since Eqs. (55) do not change the physical meaning of the parameter x , namely $x^2 = m_2 = m_2^\rho$, the bounds

with $c_\theta \equiv \cos \theta$, $s_\theta \equiv \sin \theta$,

$$\phi = -\arctan \left[\frac{(m_3 - m_1) \sin \varphi}{(\rho/2 + \cos \varphi)(m_3 + m_1)} \right], \quad (52)$$

and

$$\tan 2\theta = \frac{\rho \sqrt{m_1 m_3}}{\eta (m_3^2 - m_1^2)} \left| m_1 e^{-i\varphi} + m_3 e^{i\varphi} + \frac{\rho}{2}(m_1 + m_3) \right|. \quad (53)$$

In the above expression,

$$\eta = 1 + \rho \cos \varphi + \frac{\rho^2}{4}. \quad (54)$$

The light neutrino masses are given in this case by

$$\begin{aligned} (m_1^\rho)^2 &= m_1^2 \eta + \frac{1}{2} \left[(m_3^2 - m_1^2) \eta + m_1 m_3 \frac{\rho^2}{2} - (\Delta m_{\text{atm}}^2 + \Delta m_{\text{sol}}^2) \right], \\ (m_2^\rho)^2 &= m_2^2, \\ (m_3^\rho)^2 &= m_3^2 \eta - \frac{1}{2} \left[(m_3^2 - m_1^2) \eta - m_1 m_3 \frac{\rho^2}{2} - (\Delta m_{\text{atm}}^2 + \Delta m_{\text{sol}}^2) \right]. \end{aligned} \quad (55)$$

observed in Fig. 7 for x^2 and y^2 are easily explained, noticing that Eq. (28) now reads

$$(m_1^2 + m_3^2) \eta + m_1 m_3 \frac{\rho^2}{2} - 2m_2^2 = \Delta m_{\text{atm}}^2 - \Delta m_{\text{sol}}^2. \quad (56)$$

There are two interesting limits arising from this relation. The limit $\alpha = \pi$ was already studied for the case without soft breaking, and can be straightforwardly analyzed in the present case by substituting $\Delta m_{\text{atm}}^2 \rightarrow \Delta m_{\text{atm}}^2/\eta$ in Eq. (29). The dependence of y^2 on ρ and φ would then explain the small splitting between the various curves in Fig. 7, leading to the relations $y^2(\varphi = 0) < y^2(\varphi = \pm\pi/2) < y^2(\varphi = \pi)$. The second limit, $y \rightarrow 0$, is new and leads to completely different phenomenological predictions. In this limit one gets the approximate expression

$$x^2 \simeq \sqrt{\frac{\Delta m_{\text{atm}}^2}{2\rho \cos \varphi + \rho^2}}. \quad (57)$$

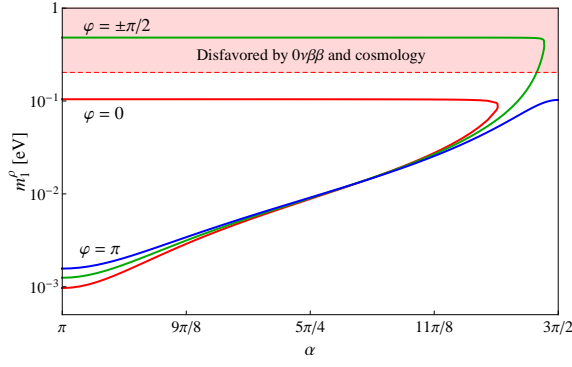


FIG. 8: The lightest neutrino mass as a function of the high-energy CP-violating phase α when $\rho = 0.1$ and $\varphi = 0, \pm\pi/2$ and π .

For $\varphi = 0$ we have $x^2 \sim 0.1$ eV, while for $\varphi = \pm\pi/2$ the contribution comes only from the second order term in ρ and gives $x^2 \sim 0.5$ eV, which is clearly disfavoured by the $0\nu\beta\beta$ decay and cosmological data. Notice also

that the above limit is not valid for $\varphi = \pi$, as can be seen from Eq. (57). Nevertheless, the right end point of the $\varphi = \pi$ curve can be estimated from Eq. (56) since it corresponds to $\alpha = \pi/2$ or $3\pi/2$.

The lightest neutrino mass m_1^ρ is plotted in Fig. 8 as a function of the phase α . There are two distinct phenomenological regions: one similar to the case without soft breaking and a second one where the light neutrino masses have constant values (with respect to α) for a fixed value of φ in the range $-\pi/2 \leq \varphi \leq \pi/2$. The latter region is obtained in the limit $y \rightarrow 0$, and corresponds to the vertical branches in Fig. 7 (shown for $\varphi = 0$ and $\pm\pi/2$). In this limit, the light neutrino masses are almost degenerate and $m_1^\rho \simeq x^2$. Clearly, for $\varphi = \pm\pi/2$ this region is disfavoured by $0\nu\beta\beta$ and cosmological data. The splitting of the mass for the various values of φ when $\alpha = \pi$ is easily understood through the use of Eq. (29) with the redefinition $\Delta m_{\text{atm}}^2 \rightarrow \Delta m_{\text{atm}}^2/\eta$.

After diagonalizing the matrix \mathcal{M}_ρ given in Eq. (50), the leptonic mixing matrix can be found,

$$U_{PMNS} = U^\dagger(\omega) V K' V_\rho$$

$$= e^{i\pi/2} \begin{pmatrix} 1 & & \\ & \omega^2 & \\ & & \omega \end{pmatrix} \left[\begin{pmatrix} \sqrt{\frac{2}{3}} e^{i\sigma_1} c_\theta & \frac{1}{\sqrt{3}} & 0 \\ -\frac{1}{\sqrt{6}} e^{i\sigma_1} c_\theta & \frac{1}{\sqrt{3}} & -\frac{1}{\sqrt{2}} e^{i\sigma_2} c_\theta \\ -\frac{1}{\sqrt{6}} e^{i\sigma_1} c_\theta & \frac{1}{\sqrt{3}} & \frac{1}{\sqrt{2}} e^{i\sigma_2} c_\theta \end{pmatrix} + s_\theta \begin{pmatrix} 0 & 0 & \sqrt{\frac{2}{3}} e^{i\phi} \\ \frac{1}{\sqrt{2}} e^{i(\sigma_2+\phi)} & 0 & -\frac{1}{\sqrt{6}} e^{i(\sigma_1-\phi)} \\ -\frac{1}{\sqrt{2}} e^{i(\sigma_2+\phi)} & 0 & -\frac{1}{\sqrt{6}} e^{i(\sigma_1-\phi)} \end{pmatrix} \right], \quad (58)$$

and the remaining low-energy observables determined. The effective mass parameter relevant for $0\nu\beta\beta$ decay [cf. Eq. (31)] is presented in Fig. 9 for different values of φ . The analysis of the plot is similar to the one of Fig. 8. Once again, there are two distinct regions. In particular, when $y \rightarrow 0$ and $-\pi/2 \leq \varphi \leq \pi/2$, the effective mass parameter $|m_{ee}|$ tends to a constant value given by $|m_{ee}| \simeq x^2$.

Another feature of this case is the prediction of a non-vanishing U_{e3} matrix element. Its absolute value, $|U_{e3}|$, is plotted in Fig. 10 as a function of α for the various values of φ . We notice that the phenomenological region that predicts constant values of $|U_{e3}|$ is already disfavoured by the neutrino oscillation data, which implies the constraint $|U_{e3}| \lesssim 0.2$ at 2σ level [24]. Indeed, from Eq. (53) and in the limit when $y \rightarrow 0$ we get $\theta \simeq \pi/4$, which then yields $|U_{e3}| \simeq 1/\sqrt{3}$. This upper bound is reduced when the small corrections due to y are taken into account. From Fig. 10 we estimate the maximum value to be $|U_{e3}| \simeq 0.47$. On the other hand, in the region where $\alpha = \pi$ and $y^2 \simeq x^2$ we get

$$|U_{e3}| \simeq \frac{\rho}{\sqrt{6}} \frac{\sqrt[4]{\Delta m_{\text{atm}}^2/\eta} - 2\sqrt[4]{\Delta m_{\text{sol}}^2}}{\sqrt[4]{\Delta m_{\text{atm}}^2/\eta}}, \quad (59)$$

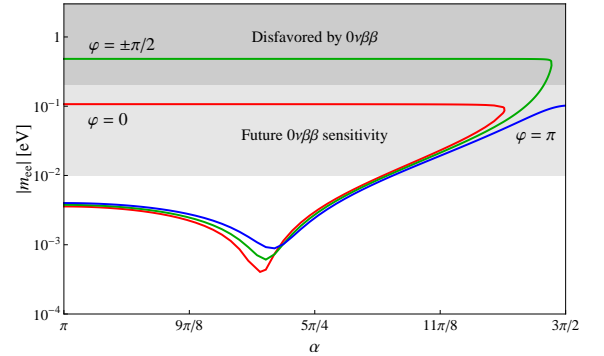


FIG. 9: Neutrinoless double beta decay parameter $|m_{ee}|$ as a function of α in the case that the symmetry A_4 is softly broken. We have taken $\rho = 0.1$ and consider $\varphi = 0, \pm\pi/2$ and π .

which explains the splitting of the three curves and also leads to the allowed range of values $|U_{e3}| \sim (5-7) \times 10^{-3}$. The corresponding mixing angles θ_{12} and θ_{23} are presented in Figs. 11 and 12, respectively. In these figures, the light (red) shaded regions are presently excluded at 2σ by the global analysis of neutrino oscillation data [24].

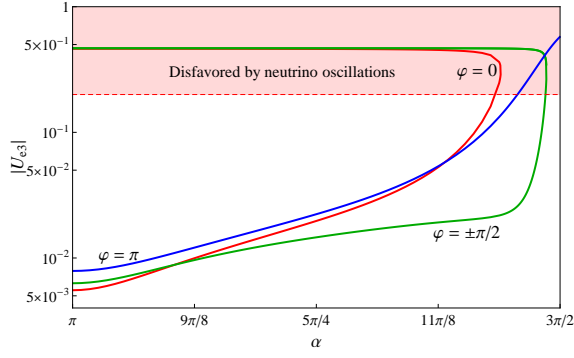


FIG. 10: The absolute value of the element U_{e3} of the PMNS mixing matrix as a function of α when $\rho = 0.1$ and $\varphi = 0, \pm\pi/2$ and π .

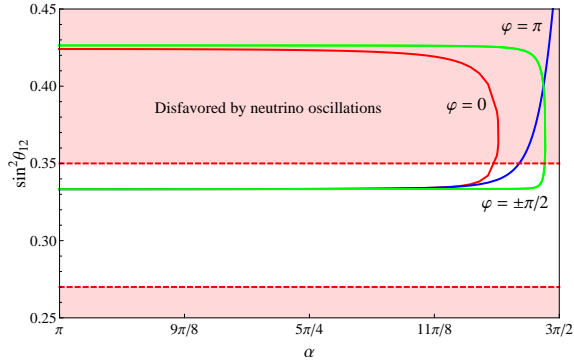


FIG. 11: $\sin^2 \theta_{12}$ as a function of α for $\rho = 0.1$ and $\varphi = 0, \pm\pi/2$ and π .

Finally, in order to identify the low-energy Dirac phase δ and the Majorana phases $\beta_{1,2}$, we rewrite the PMNS mixing matrix (58) in the standard parametrization [36]. The following relations hold:

$$\beta_1 = -\sigma_1, \quad \beta_2 - \beta_1 = \phi + \delta, \quad (60)$$

with ϕ defined in Eq. (52). We recall that in the limit where there is no soft breaking term one has $\beta_2 - \beta_1 = \sigma_2$, which is not obvious from Eq. (60), since the phases ϕ and δ have no physical meaning in this limit. The dependence of the low-energy Dirac phase δ on the high-energy phase α is shown in Fig. 13 for different values of φ . We note that δ is quite sensitive to $\sin \varphi$. The constant lines for $\delta = \pi$ correspond to the vertical branches in Fig. 7, so that for $\varphi = \pm\pi/2$ they are excluded by the cosmological and $0\nu\beta\beta$ bounds. The dependence of the Majorana phases $\beta_{1,2}$ on the phase α is not much affected by the soft breaking term and is quite similar to the one shown in Fig. 2.

Let us now analyze the viability of leptogenesis and its possible connection with low-energy neutrino observables. We start by evaluating the Dirac neutrino Yukawa coupling matrix Y^ν in the basis where the charged leptons and heavy Majorana neutrinos are real and diagonal. In this case, Y^ν defined in Eq. (44) becomes

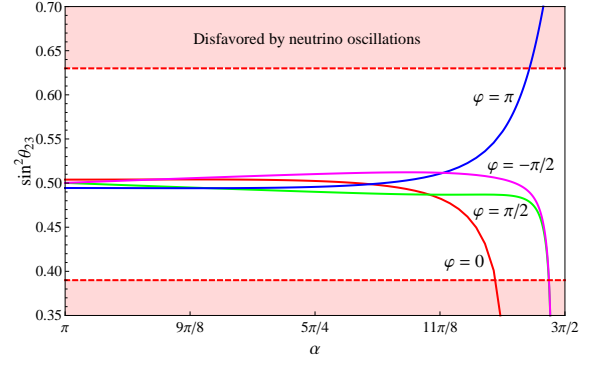


FIG. 12: $\sin^2 \theta_{23}$ as a function of α for $\rho = 0.1$ and $\varphi = 0, \pm\pi/2$ and π .

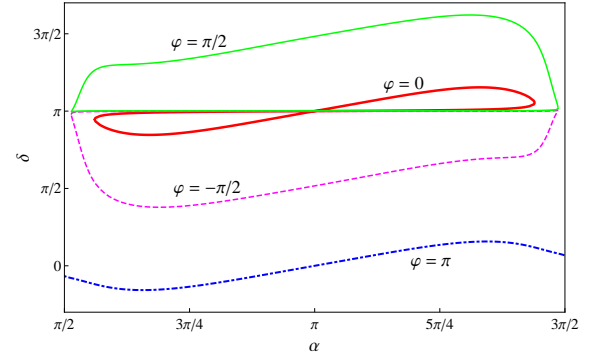


FIG. 13: The dependence of the low-energy CP-violating Dirac phase δ on the high-energy phase α for different values of the soft-breaking phase φ and $\rho = 0.1$.

$Y^\nu \text{diag}(1, 1, e^{-i\gamma/2})$, where $\gamma = -\arg(1 + \rho e^{i\varphi})$ is the phase of the matrix element $(M_R)_{33}$. The matrix $H = Y^{\nu\dagger} Y^\nu$ now becomes complex:

$$H = \frac{M}{v^2} \begin{pmatrix} x^2 + y^2 & 0 & 2xy \cos \alpha e^{-i\gamma/2} \\ 0 & x^2 & 0 \\ 2xy \cos \alpha e^{i\gamma/2} & 0 & x^2 + y^2 \end{pmatrix}. \quad (61)$$

Therefore, a crucial difference from the radiative leptogenesis case studied in the previous section is the possibility of having unflavoured leptogenesis. To illustrate its main features, in what follows we restrict our discussion to the resonantly enhanced CP asymmetries given in Eq. (41), provided that the condition (40) is satisfied. This will also allow us to estimate the maximal value of the leptonic asymmetries that can be reached in the present framework.

For small values of ρ , the resonant condition given by Eq. (40), together with the definition of the mass splitting δ_{ij}^R ($i, j = 1, 3$) in Eq. (38) and the matrix M_R^{-1} in Eq. (48), imply the relation

$$|2\rho \cos \varphi + \rho^2| \simeq \frac{1}{16\pi} \frac{M}{v^2} (m_3 + m_1). \quad (62)$$

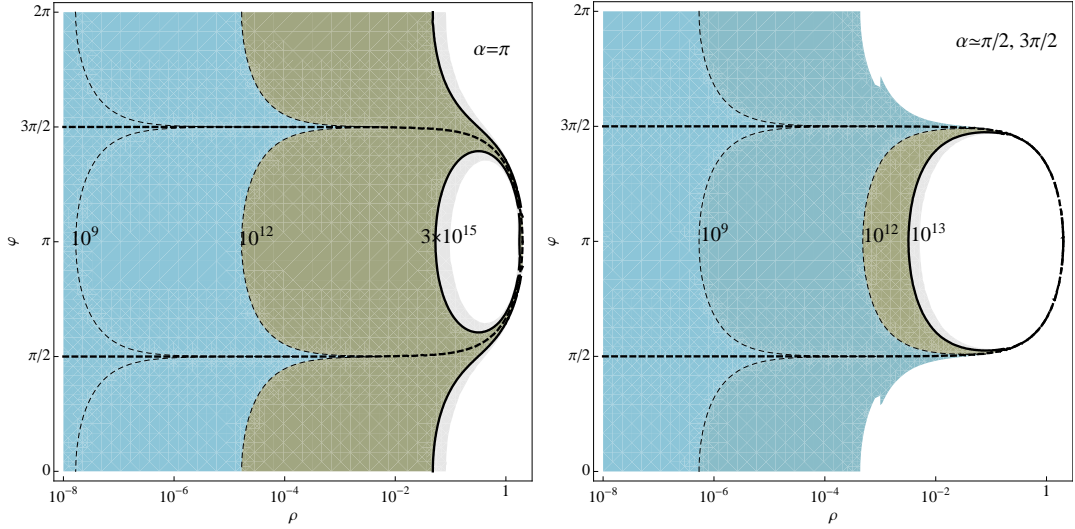


FIG. 14: Contours of constant M (dashed lines) in the (ρ, φ) -plane for $\alpha = \pi$ (left plot) and $\alpha \simeq \pi/2$ or $3\pi/2$ (right plot). The thick dashed curve corresponds to the fine-tuned region where $\cos \varphi \simeq -\rho/2$.

From the above equation we can estimate the heavy neutrino mass scale necessary to resonantly enhance the leptonic asymmetries. We obtain

$$M \simeq (1.5 \times 10^{15} \text{ GeV}) \left(\frac{1 \text{ eV}}{m_3 + m_1} \right) |2\rho \cos \varphi + \rho^2|. \quad (63)$$

In Fig. 14 we present the contours of constant M in the (ρ, φ) -plane for $\alpha = \pi$ and close to $\pi/2$ (or to $3\pi/2$). The contour line $M = 10^{12}$ GeV sets the transition from unflavoured to flavoured leptogenesis, while $M = 10^9$ GeV corresponds to the temperature below which the three charged-lepton flavours are distinguishable. As can be seen from the figure, when $\alpha = \pi$ there is a large parameter region where unflavoured resonant leptogenesis could be viable. On the other hand, a resonantly enhanced flavoured leptogenesis would in general require the soft-breaking parameter ρ to be very small or the fine-tuned relation $\cos \varphi \simeq -\rho/2$ to be satisfied. As α tends to $\pi/2$ (or $3\pi/2$) the unflavoured leptogenesis region shrinks, while the flavoured leptogenesis one shifts to higher values of ρ . There is in each case an upper bound on the heavy Majorana neutrino mass: $M \simeq 3 \times 10^{15}$ GeV for $\alpha = \pi$ and $M \simeq 10^{13}$ GeV for $\alpha = \pi/2$ (or $3\pi/2$).

Denoting $\epsilon_{\text{res}} \equiv \epsilon_{1,\text{res}} = -\epsilon_{3,\text{res}}$ ($\epsilon_{2,\text{res}} = 0$), the unflavoured CP asymmetry is given in this case by

$$\epsilon_{\text{res}} \simeq -\frac{1}{2} \left(\frac{m_3 - m_1}{m_3 + m_1} \right)^2 \rho \sin \varphi, \quad (64)$$

and attains its maximal value $(\epsilon_{\text{res}})_{\text{max}} \simeq -0.45 \rho \sin \varphi$ when neutrinos are hierarchical. For the e -flavoured CP asymmetry we find:

$$\epsilon_{\text{res}}^e \simeq \frac{1}{3} \frac{(m_3 - m_1) m_1}{(m_3 + m_1)^2} \rho \sin \varphi, \quad (65)$$

which has the maximal value $(\epsilon_{\text{res}}^e)_{\text{max}} \simeq 4 \times 10^{-2} \rho \sin \varphi$. The μ - and τ -flavoured asymmetries are given by

$$\epsilon_{\text{res}}^{\mu,\tau} \simeq \frac{1}{12} \frac{m_3 - m_1}{(m_3 + m_1)^2} \left[\pm \sqrt{3} (4m_2 - m_1 - m_3) - (3m_3 - m_1) \rho \sin \varphi \right], \quad (66)$$

which, clearly, are not suppressed by the soft-breaking parameter ρ and can reach values up to 7×10^{-2} for hierarchical neutrinos.

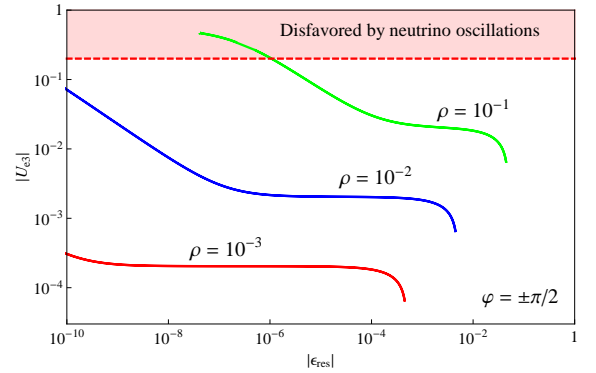


FIG. 15: The correlation between the mixing matrix element $|U_{e3}|$ and the absolute value of the unflavoured leptonic asymmetry $|\epsilon_{\text{res}}|$ for $\varphi = \pm\pi/2$ and different values of the soft-breaking values ρ .

Finally, in Fig. 15 we present the correlation between the low-energy observable $|U_{e3}|$ and the absolute value of the unflavoured leptonic asymmetry $|\epsilon_{\text{res}}|$ for different values ρ . The curves are shown for $\varphi = \pm\pi/2$, which yields the maximal asymmetry [cf. Eq. (64)]. As can be seen from the figure, in the region of phenomenological interest ($|\epsilon_{\text{res}}| \gtrsim 10^{-6}$) a variation of the soft-breaking parameter ρ simply implies a rescaling of the curves, once

both quantities, $|U_{e3}|$ and $|\epsilon_{\text{res}}|$, are proportional to ρ in this region.

V. CONCLUSIONS

Recently, models based on discrete flavour symmetries [5, 6, 7, 8, 9, 37, 38, 39] have attracted much attention due to the possibility of finding implementations that lead to the HPS mixing matrix in leading order. The implications of these symmetries for leptogenesis depend on the specific details of the model. Among these models, those based on type-I seesaw realizations have in general the common prediction of vanishing leptonic CP asymmetries, since the combination $Y^{\nu\dagger}Y^\nu$, relevant for leptogenesis, is proportional to the unit matrix. Thus, higher dimensional operators, suppressed by additional powers of the cutoff scale Λ are usually required to allow for leptogenesis in these models [38, 39]. We have presented an explicit example, based on the A_4 symmetry, where the above limitations can be overcome. The model is based on an effective theory with an $A_4 \times Z_3 \times Z_4$ symmetry, which is spontaneously broken at a high scale,

leading to exact tribimaximal leptonic mixing in leading order. A particular feature of the model is the degeneracy of the heavy Majorana neutrino mass spectrum. Therefore, for leptogenesis to become viable this degeneracy must be lifted. This can be easily achieved either by renormalization group effects or by a soft breaking of the A_4 symmetry, which then naturally leads to a viable resonant leptogenesis mechanism.

We have also studied the implications for low-energy neutrino physics. The model can accommodate a hierarchical or an almost degenerate light neutrino spectrum. It also gives definite predictions for the $0\nu\beta\beta$ decay mass parameter $|m_{ee}|$. In the so-called radiative leptogenesis framework, the HPS mixing pattern is exact up to negligible running effects. Furthermore, only a flavoured leptogenesis regime is allowed. If the A_4 symmetry is softly broken, e.g. by a mass term that lifts the heavy Majorana neutrino degeneracy, then both unflavoured and flavoured leptogenesis can be implemented. In this case, corrections to tribimaximal mixing would lead to a non-vanishing U_{e3} and definite predictions for the low-energy CP-violating phases.

-
- [1] P. F. Harrison, D. H. Perkins and W. G. Scott, Phys. Lett. B **530**, 167 (2002) [arXiv:hep-ph/0202074].
 - [2] C. Luhn, S. Nasri and P. Ramond, J. Math. Phys. **48**, 123519 (2007) [arXiv:0709.1447 [hep-th]].
 - [3] See G. Altarelli, arXiv:0711.0161 [hep-ph] and references therein.
 - [4] D. Wyler, Phys. Rev. D **19**, 3369 (1979); G. C. Branco, H. P. Nilles and V. Rittenberg, Phys. Rev. D **21**, 3417 (1980).
 - [5] E. Ma and G. Rajasekaran, Phys. Rev. D **64**, 113012 (2001) [arXiv:hep-ph/0106291]; K. S. Babu, E. Ma and J. W. F. Valle, Phys. Lett. B **552**, 207 (2003) [arXiv:hep-ph/0206292]; E. Ma, Phys. Rev. D **70**, 031901 (2004) [arXiv:hep-ph/0404199].
 - [6] G. Altarelli and F. Feruglio, Nucl. Phys. B **741**, 215 (2006) [arXiv:hep-ph/0512103].
 - [7] X. G. He, Y. Y. Keum and R. R. Volkas, JHEP **0604**, 039 (2006) [arXiv:hep-ph/0601001].
 - [8] I. de Medeiros Varzielas, S. F. King and G. G. Ross, Phys. Lett. B **644**, 153 (2007) [arXiv:hep-ph/0512313].
 - [9] G. Altarelli and F. Feruglio, Nucl. Phys. B **720**, 64 (2005) [arXiv:hep-ph/0504165]; G. Altarelli, F. Feruglio and Y. Lin, Nucl. Phys. B **775**, 31 (2007) [arXiv:hep-ph/0610165].
 - [10] P. Minkowski, Phys. Lett. B **67**, 421 (1977); T. Yanagida, in *Proc. of the Workshop on Unified Theory and Baryon Number in the Universe*, KEK, March 1979; S. L. Glashow, in “Quarks and Leptons”, Cargèse, ed. M. Lévy et al., Plenum, 1980 New York, p. 707; M. Gell-Mann, P. Ramond and R. Slansky, in *Supergravity*, Stony Brook, Sept 1979; R. N. Mohapatra and G. Senjanovic, Phys. Rev. Lett. **44**, 912 (1980).
 - [11] M. Fukugita and T. Yanagida, Phys. Lett. B **174**, 45 (1986).
 - [12] For a recent review on leptogenesis, see e.g. S. Davidson, E. Nardi and Y. Nir, Phys. Rept. **466**, 105 (2008) [arXiv:0802.2962 [hep-ph]].
 - [13] G. C. Branco, T. Morozumi, B. M. Nobre and M. N. Rebelo, Nucl. Phys. B **617**, 475 (2001) [arXiv:hep-ph/0107164].
 - [14] M. N. Rebelo, Phys. Rev. D **67**, 013008 (2003) [arXiv:hep-ph/0207236].
 - [15] R. González Felipe, F. R. Joaquim and B. M. Nobre, Phys. Rev. D **70**, 085009 (2004) [arXiv:hep-ph/0311029].
 - [16] G. C. Branco, R. González Felipe and F. R. Joaquim, Phys. Lett. B **645**, 432 (2007) [arXiv:hep-ph/0609297].
 - [17] S. Davidson, J. Garayoa, F. Palorini and N. Rius, Phys. Rev. Lett. **99**, 161801 (2007) [arXiv:0705.1503 [hep-ph]].
 - [18] R. Barbieri, P. Creminelli, A. Strumia and N. Tetradis, Nucl. Phys. B **575** (2000) 61 [arXiv:hep-ph/9911315].
 - [19] T. Endoh, T. Morozumi and Z. h. Xiong, Prog. Theor. Phys. **111** (2004) 123 [arXiv:hep-ph/0308276].
 - [20] T. Fujihara, S. Kaneko, S. K. Kang, D. Kimura, T. Morozumi and M. Tanimoto, Phys. Rev. D **72** (2005) 016006 [arXiv:hep-ph/0505076].
 - [21] A. Abada, S. Davidson, F. X. Josse-Michaux, M. Losada and A. Riotto, JCAP **0604** (2006) 004 [arXiv:hep-ph/0601083].
 - [22] E. Nardi, Y. Nir, E. Roulet and J. Racker, JHEP **0601** (2006) 164 [arXiv:hep-ph/0601084].
 - [23] A. Abada, S. Davidson, A. Ibarra, F. X. Josse-Michaux, M. Losada and A. Riotto, JHEP **0609** (2006) 010 [arXiv:hep-ph/0605281].
 - [24] T. Schwetz, M. Tortola and J. W. F. Valle, New J. Phys. **10**, 113011 (2008) [arXiv:0808.2016 [hep-ph]].
 - [25] E. Komatsu et al. [WMAP Collaboration], arXiv:0803.0547 [astro-ph].
 - [26] H. V. Klapdor-Kleingrothaus et al., Eur. Phys. J. A

- 12**, 147 (2001) [arXiv:hep-ph/0103062]; H. V. Klapdor-Kleingrothaus, I. V. Krivosheina, A. Dietz and O. Chkvorets, Phys. Lett. B **586**, 198 (2004) [arXiv:hep-ph/0404088].
- [27] C. Arnaboldi *et al.* [CUORICINO Collaboration], Phys. Rev. C **78**, 035502 (2008) [arXiv:0802.3439 [hep-ex]].
- [28] J. Wolf [KATRIN Collaboration], arXiv:0810.3281 [physics.ins-det].
- [29] C. Aalseth *et al.*, arXiv:hep-ph/0412300; I. Abt *et al.*, arXiv:hep-ex/0404039.
- [30] J. Liu and G. Segre, Phys. Rev. D **48**, 4609 (1993) [arXiv:hep-ph/9304241]; M. Flanz, E. A. Paschos and U. Sarkar, Phys. Lett. B **345**, 248 (1995) [Erratum-ibid. B **382**, 447 (1996)] [arXiv:hep-ph/9411366]; L. Covi, E. Roulet and F. Vissani, Phys. Lett. B **384**, 169 (1996) [arXiv:hep-ph/9605319]; A. Pilaftsis, Phys. Rev. D **56**, 5431 (1997) [arXiv:hep-ph/9707235]; W. Buchmüller and M. Plumacher, Phys. Lett. B **431**, 354 (1998) [arXiv:hep-ph/9710460].
- [31] A. Pilaftsis and T. E. J. Underwood, Phys. Rev. D **72**, 113001 (2005) [arXiv:hep-ph/0506107].
- [32] S. Pascoli, S. T. Petcov and A. Riotto, Nucl. Phys. B **774**, 1 (2007) [arXiv:hep-ph/0611338].
- [33] J. A. Casas and A. Ibarra, Nucl. Phys. B **618** (2001) 171 [arXiv:hep-ph/0103065].
- [34] K. Turzyski, Phys. Lett. B **589**, 135 (2004) [arXiv:hep-ph/0401219].
- [35] G. C. Branco, R. González Felipe, F. R. Joaquim and B. M. Nobre, Phys. Lett. B **633**, 336 (2006) [arXiv:hep-ph/0507092].
- [36] C. Amsler *et al.* [Particle Data Group], Phys. Lett. B **667**, 1 (2008).
- [37] C. Luhn, S. Nasri and P. Ramond, Phys. Lett. B **652**, 27 (2007) [arXiv:0706.2341 [hep-ph]]; F. Bazzocchi and S. Morisi, arXiv:0811.0345 [hep-ph]; S. Morisi, arXiv:0901.1080 [hep-ph]; M. C. Chen and S. F. King, arXiv:0903.0125 [hep-ph].
- [38] E. E. Jenkins and A. V. Manohar, Phys. Lett. B **668** (2008) 210 [arXiv:0807.4176 [hep-ph]].
- [39] L. Yin, arXiv:0903.0831 [hep-ph].